



Nonpublic **Educational** Options

**Jon Peterson Special Needs
Scholarship Program**

FY 2018 Administration Report



Ohio

**Department
of Education**

Jon Peterson Special Needs Scholarship Program

FY 2018 PROGRAM ADMINISTRATION REPORT

Table of Contents

General Information About the Program	3
Student Participation	3
Resident Districts of Students	5
Scholarship Funds Disbursed Statewide by Grade.....	6
Scholarship Funds Disbursed Statewide by Disability Category	7
Scholarship Funds Disbursed Statewide by District.....	8
Scholarship Recipients by Provider	9
Federal Aid by Resident District	11
Number of Years Enrolled in the Scholarship Program	12
Names and Addresses of FY 2018 Providers of Services	15
Appendix A. Number of Scholarship Students by Resident District (FY2018)	24
Appendix B. Total Scholarship Deductions by Resident District (FY2018)	36
Appendix C. Number of Scholarship Students by Provider (FY2018).....	48
Appendix D. Federal Aid (IDEA Part B) Allocation by Resident District (FY2018).....	56
Appendix E. State Aid for Recipients by Resident District (FY2018).....	72
Appendix F. Full-Year Program Enrollment by Resident District (FY2018).....	86

General Information About the Program

The Jon Peterson Special Needs Scholarship Program gives the parents of children with disabilities the choice to send their children to special education programs other than the ones operated by their school districts of residence. The goal is to provide families with options for their children to receive the education and services outlined in their individualized education programs (IEP).

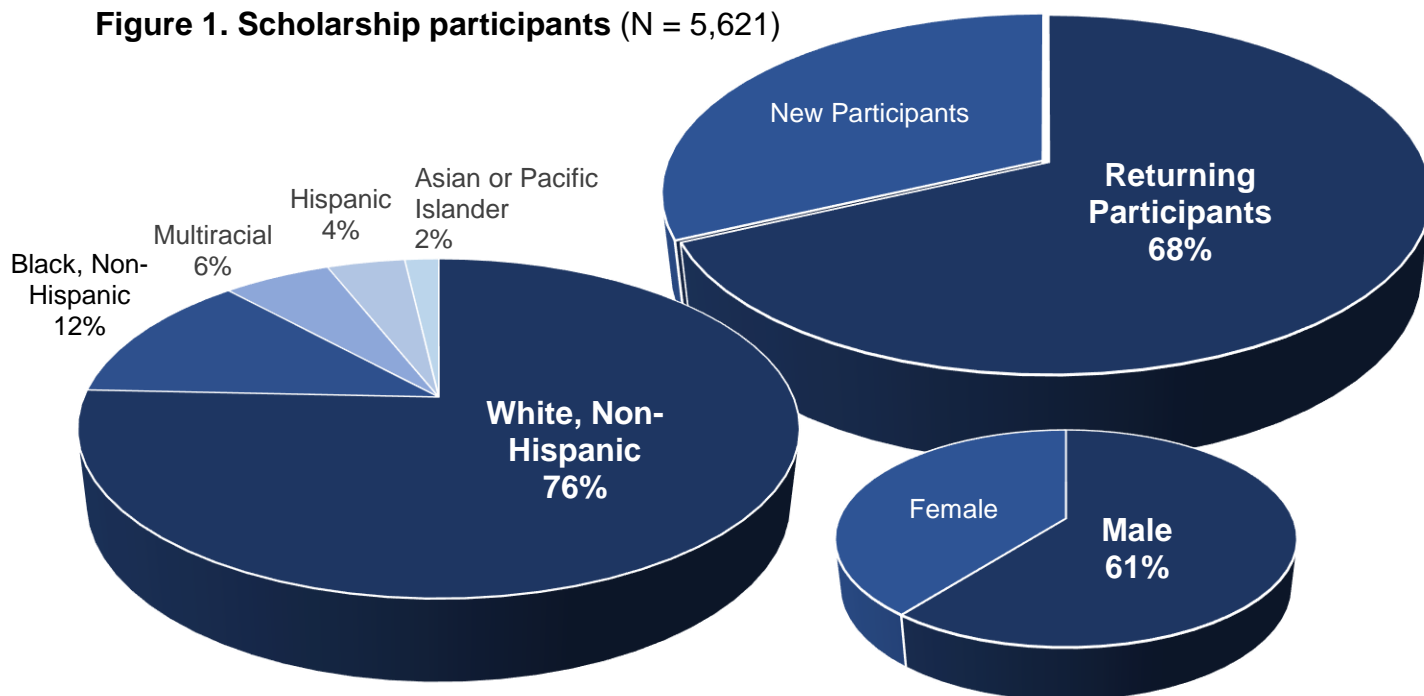
Generally, there are two qualifications for the Jon Peterson Scholarship. First, the district has identified the student (kindergarten through grade 12) as a child with a disability. Identification means that the child's evaluation team report (ETR) from the district states that the child required special education and related services under the Individuals with Disabilities Education Improvement Act of 2004 (IDEA). Second, the district has created an individualized education program for the child.

The Jon Peterson scholarship has been offered for 6 years since its inception. The program was first offered during school year 2012-2013. The conclusion of the 2017-18 school year marked the 6th year

Student Participation

During the 2017-2018 school year (FY 2018), **5,621** students participated in the Jon Peterson Scholarship Program. The majority (68%) of students were returning participants, shown in Figure 1 with other demographic data. The percentage of students who terminated their scholarship and returned to a public school district during the year was 2% (131 students).

Figure 1. Scholarship participants (N = 5,621)



The majority (74%) of program participants identified as Specific Learning Disabilities and Other Health Impaired (Minor) as shown in Figure 2. The full disaggregation of students by disability type is in Table 1.

Specific learning disability includes conditions such as perceptual disabilities, brain injury, minimal brain dysfunction, dyslexia, and developmental aphasia. Specific learning disability does not include learning problems that are primarily the result of visual, hearing, or motor disabilities, of intellectual disability, of emotional disturbance, or of environmental, cultural, or economic disadvantage.

[34 CFR §300.8(c)(10)]

Other health impairment means having limited strength, vitality, or alertness, including a heightened alertness to environmental stimuli, that results in limited alertness with respect to the educational environment, that “is due to chronic or acute health problems such as asthma, attention

deficit disorder or attention deficit hyperactivity disorder, diabetes, epilepsy, a heart condition, hemophilia, lead poisoning, leukemia, nephritis, rheumatic fever, sickle cell anemia, and Tourette syndrome; and adversely affects a child’s educational performance.” [§300.8(c)(9)]

Figure 2. Participating students by disability type

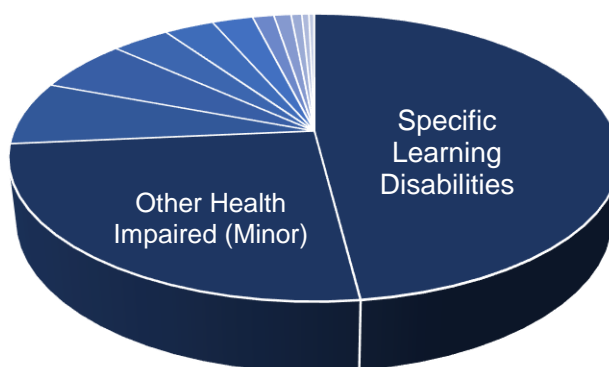


Table 1. Student participants by disability type (FY2018)

Disability	Students	Percentage
Specific Learning Disabilities	2,698	48%
Other Health Impaired (Minor)	1,437	26%
Speech and Language Impairments	404	7%
Autism	333	6%
Multiple Disabilities	207	4%
Cognitive Disabilities	177	3%
Emotional Disturbance	145	3%
Traumatic Brain Injury	76	1%
Deafness (Hearing Impairments)	61	1%
Orthopedic Impairments	38	1%
Visual Impairments	25	<1%
Other Health Impaired (Major)	18	<1%
Deaf-Blindness	<10	<1%
Total	5,621	

Resident Districts of Students

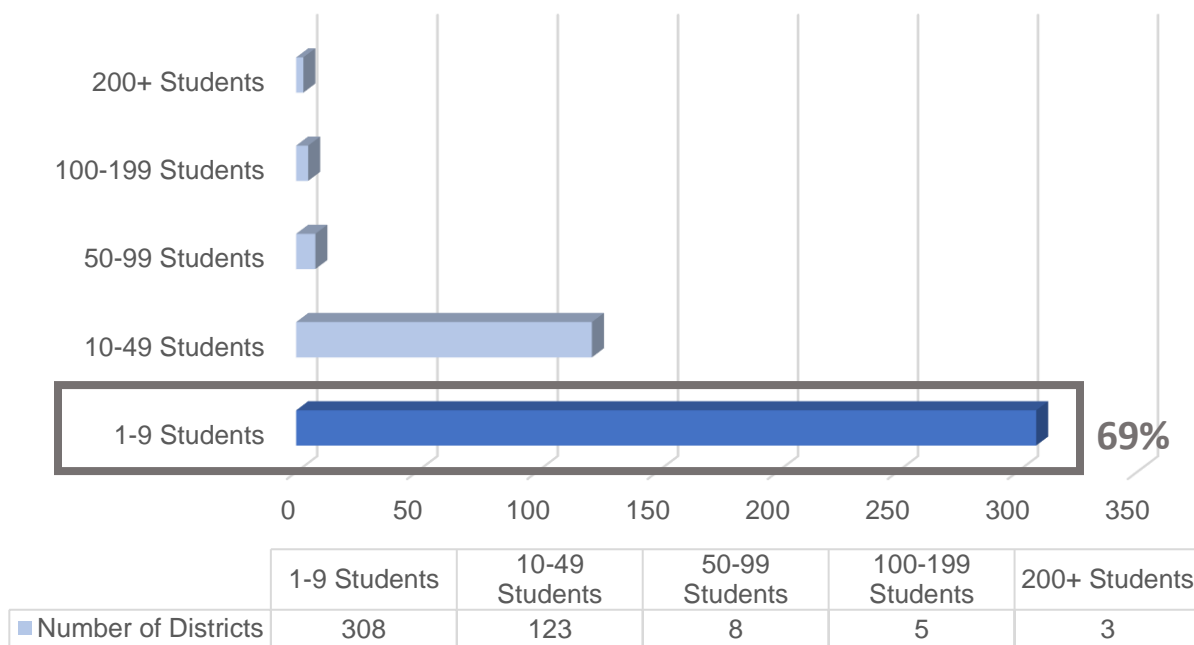
In FY 2018, there were **447** public school districts with students participating in the Jon Peterson Scholarship Program. The five districts with the highest number of participants are listed in Table 2. For the full list, see Appendix A.

Figure 3 shows that the majority (69%) of resident districts had less than ten students participate in the program.

Table 2. Top 5 resident districts by number of participating students (FY2018)

District	Number of Students
1. Cincinnati City	309
2. Cleveland Municipal	202
3. Cleveland Heights-University Heights City	200
4. Columbus City	170
5. Youngstown City	124

Figure 3. Number of districts by number of participating students



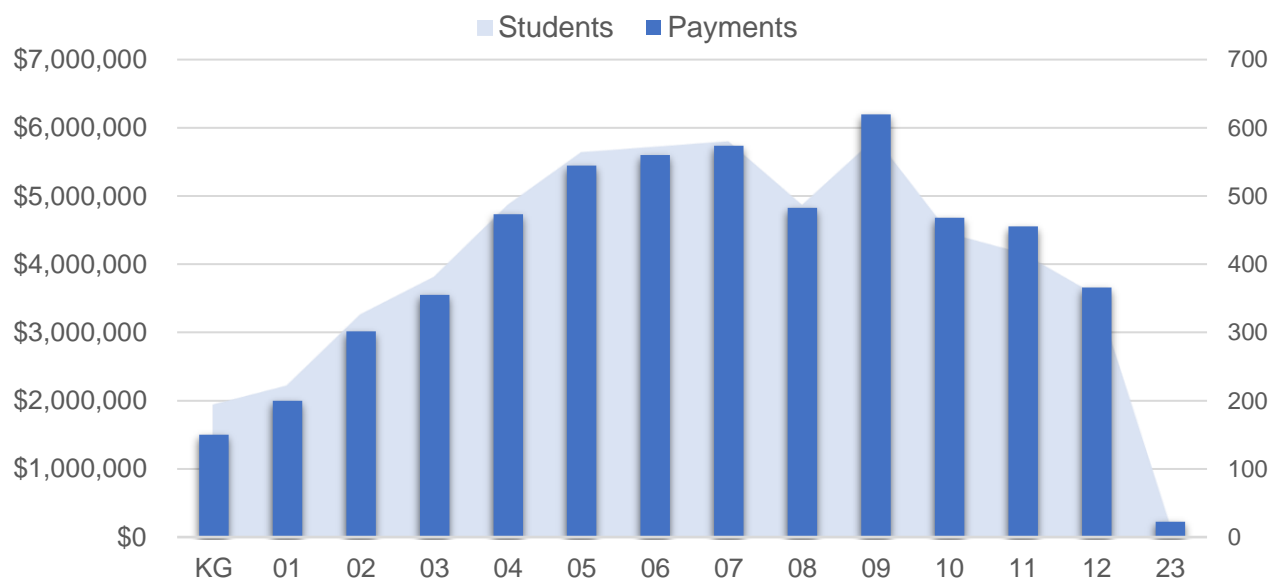
Scholarship Funds Disbursed Statewide by Grade

Students in grades kindergarten through twelfth grade are eligible to participate in the Jon Peterson Scholarship Program. Students that have not met graduation requirements but still need additional education services prior to enrollment in college or employment can continue to receive services as a grade 23 student. Table 3 contains the amount of funds disbursed statewide by grade. Scholarship payments by grade level are representative of participation by grade level (Figure 4).

Table 3. Jon Peterson scholarship payments by grade level (FY2018)

Grade	Payments	Students
KG	\$1,502,389	194
01	\$1,998,322	222
02	\$3,016,433	326
03	\$3,552,430	381
04	\$4,733,254	486
05	\$5,444,574	563
06	\$5,598,692	571
07	\$5,737,460	579
08	\$4,825,569	486
09	\$6,197,424	584
10	\$4,681,631	444
11	\$4,552,559	415
12	\$3,657,755	353
23	\$223,596	17
Total	\$55,722,086	5,621

Figure 4. Statewide scholarship payments and enrollment by grade level



Scholarship Funds Disbursed Statewide by Disability Category

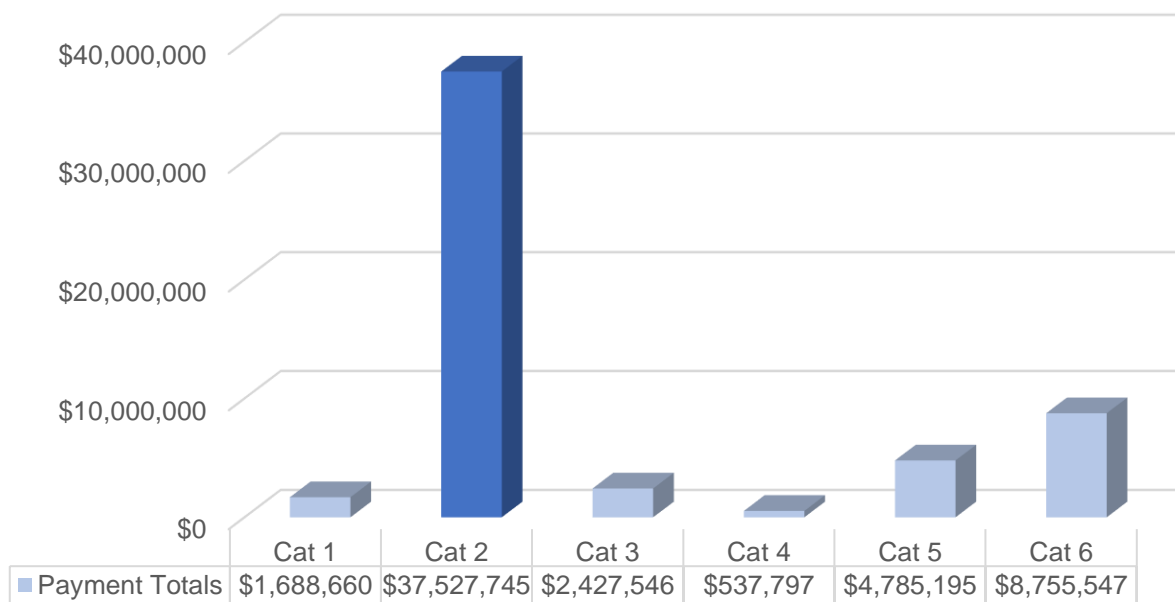
The basis of the amount of each scholarship is the primary disability identified on the student's ETR. The scholarship is the lesser of the fee/tuition charged for the child by the special education program up to the maximum amount awarded based on the child's special education category. Maximum scholarship amounts for FY 2018 range from \$7,588 to \$27,000 per school year as shown in Table 4.

Figure 5 shows the majority (67%) of the \$55.7 million in funds disbursed went to students in Category 2: Specific Learning Disability, Intellectual Disability or OHI-Minor.

Table 4. Special education categories and award amounts (FY2018)

Category	Primary Disability	Award Amount
1	Speech and Language Impairment	\$7,588
2	Specific Learning Disability, Intellectual Disability or OHI-minor	\$10,015
3	Hearing Impaired or Emotional Disturbance	\$15,632
4	Vision Impaired or OHI-major	\$18,851
5	Orthopedic Impairment or Multi-handicapped	\$23,400
6	Autism, Traumatic Brain Injury, or Hearing and Vision Impaired	\$27,000

Figure 5. Jon Peterson scholarship payments by funding category



Scholarship Funds Disbursed Statewide by District

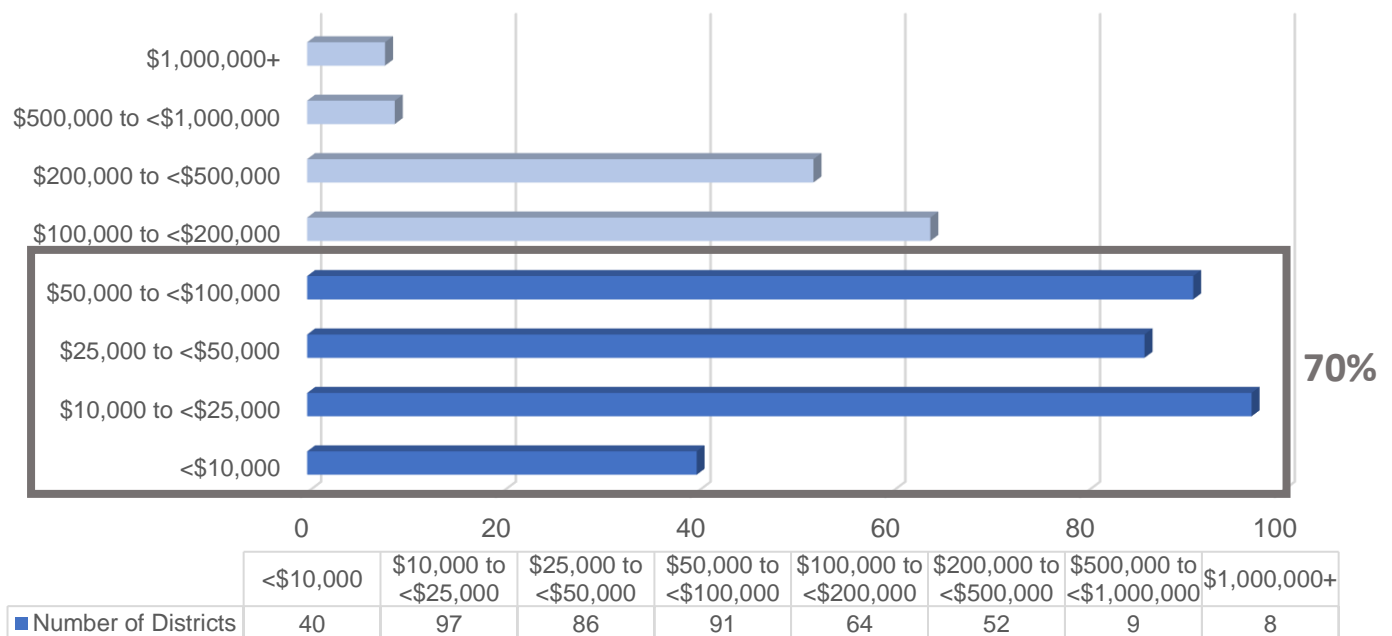
Scholarship payments are deducted from the district in which the student is entitled to attend, known as the district of residence. The top five districts by scholarship fund deductions are listed in Table 5.

The total amount deducted from a single district was less than \$100,000 for the majority (70%) of districts, as shown in Figure 6. For the full list of total payments by district, see Appendix B.

Table 5. Top 5 Jon Peterson scholarship deductions (FY2018)

Resident District	Total Payments
1. Cincinnati City	\$3,235,417.08
2. Cleveland Heights-University Heights City	\$2,011,014.59
3. Cleveland Municipal	\$1,968,637.06
4. Columbus City	\$1,675,805.84
5. Youngstown City	\$1,234,566.20

Figure 6. Number of districts by total scholarship payments



Scholarship Recipients by Provider

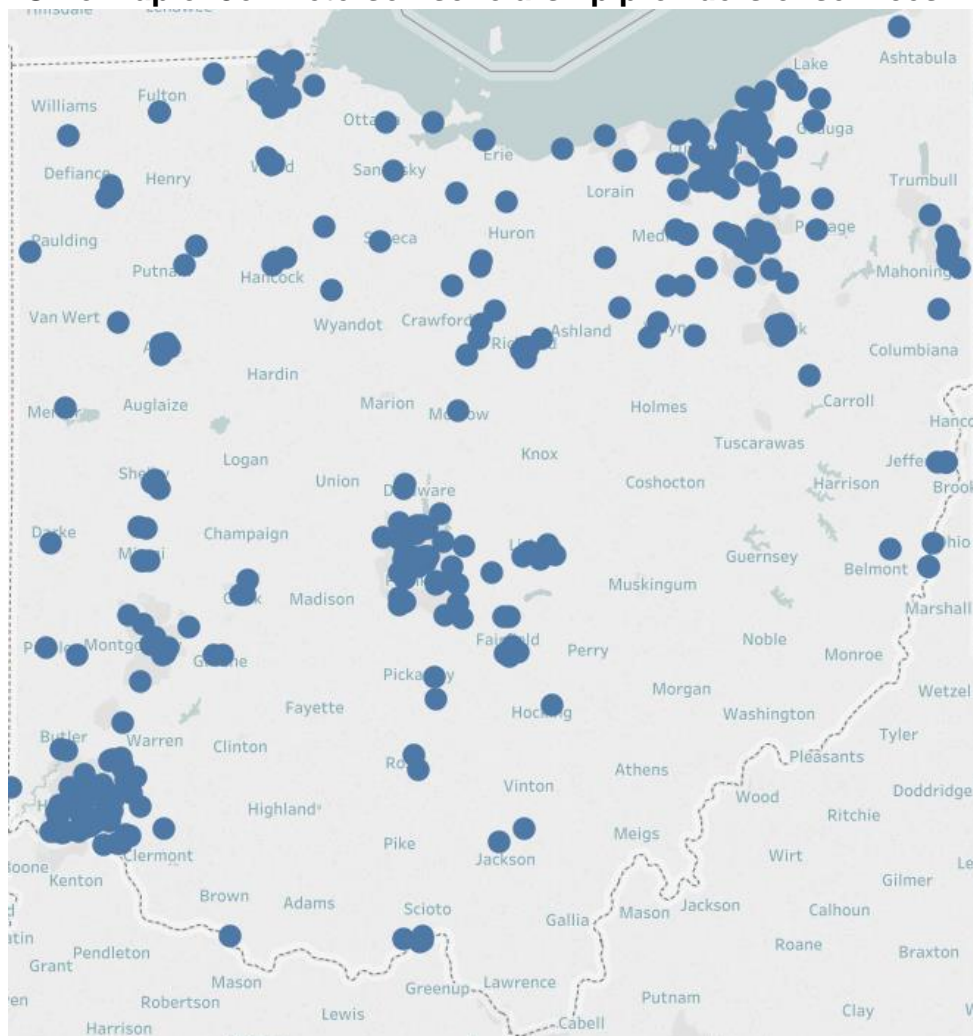
Parents of eligible students must register with a participating Jon Peterson Scholarship provider. Students may have multiple providers. Providers include public schools, nonpublic schools, independent businesses or self-employed individuals.

The counties with the largest number of providers are listed in Table 6. The map in Figure 7 shows the location of providers throughout Ohio.

Table 6. Top 5 counties by number of providers of services (FY2018)

County	Number of Providers
1. Cuyahoga	48
2. Hamilton	42
3. Franklin	34
4. Summit	20
5. Lucas	14

Figure 7. Ohio map of Jon Peterson scholarship providers of services



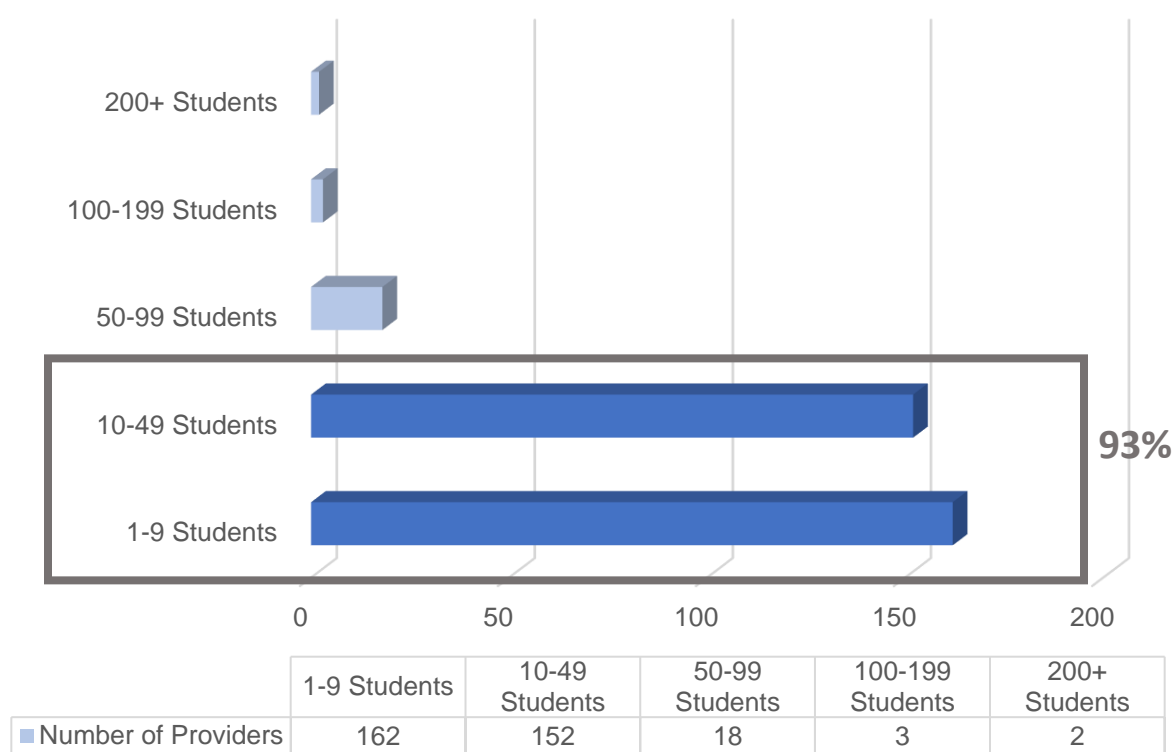
In FY 2018, there were **337** providers approved to participate in the Jon Peterson Scholarship Program. The five providers with the highest number of participants are listed in Table 7.

Figure 8 shows that most (93%) of providers served less than 50 Jon Peterson scholarship participants.

Table 7. Top 5 providers by number of scholarship students (FY2018)

Provider	Number of Students
1. PSI Associates/Affiliates	203
2. Marburn Academy	202
3. Lawrence School-Upper School Campus	176
4. Springer School & Center	155
5. A+ Solutions	109

Figure 8. Number of providers by number of scholarship students



See Appendix C for a complete list of the number of participating scholarship students by provider.

Federal Aid by Resident District

Federal funding is allocated to districts through the Comprehensive Continuous Improvement Plan (CCIP) application system. Federal aid allocations are not specific to Jon Peterson students since allocations are not based on a per-pupil calculation. The data in Table 8 represent the total allocation amounts for the top five districts received through IDEA Part B Special Education funding. For a complete list of districts and the amount of federal aid received, see Appendix D.

Table 8. Top 5 federal aid amounts received by districts (FY2018)

Resident District	Federal Aid Amount
1. Columbus City	\$14,269,201
2. Cleveland Municipal	\$13,109,722
3. Cincinnati City	\$10,538,543
4. Toledo City	\$6,928,959
5. Akron City	\$5,775,537

** Data are not filtered to include only Jon Peterson participants.*

State Funding per Jon Peterson Scholarship Participants

State funding generated through the foundation formula by students who participate in the Jon Peterson Scholarship Program in FY 2018. State funding totals include the following:

- Opportunity Grant
- K-3 Literacy Funding
- Special Education Additional Funding
- Gifted Education Funding
- Capacity Aid
- Guarantee Funding
- Cap Offset

The five districts which received the highest amount of state aid are in Table 9. For a complete list of districts and the amount of state aid received, see Appendix E.

Table 9. Top 5 state aid amounts received by districts (FY2018)

Resident District	State Aid Amount
1. Cleveland Municipal	\$1,803,183.11
2. Cincinnati City	\$1,662,777.20
3. Youngstown City	\$1,162,445.05
4. Columbus City	\$985,924.43
5. Toledo City	\$957,842.69

Number of Years Enrolled in the Scholarship Program

The program has been in operation for six full-year and five half-year program periods from the time of inception in 2013. Beginning in FY 2018, the scholarship program only offered full-year participation. Years of participation are rounded to the nearest year in the following analyses.

Figure 9 shows the majority (68%) of scholarship students in 2018 were returning participants. Table 10 shows the disaggregation by participation. For district-level information on number of students by years in the program, see Appendix F

Figure 9. Number of students by years of participation in the program

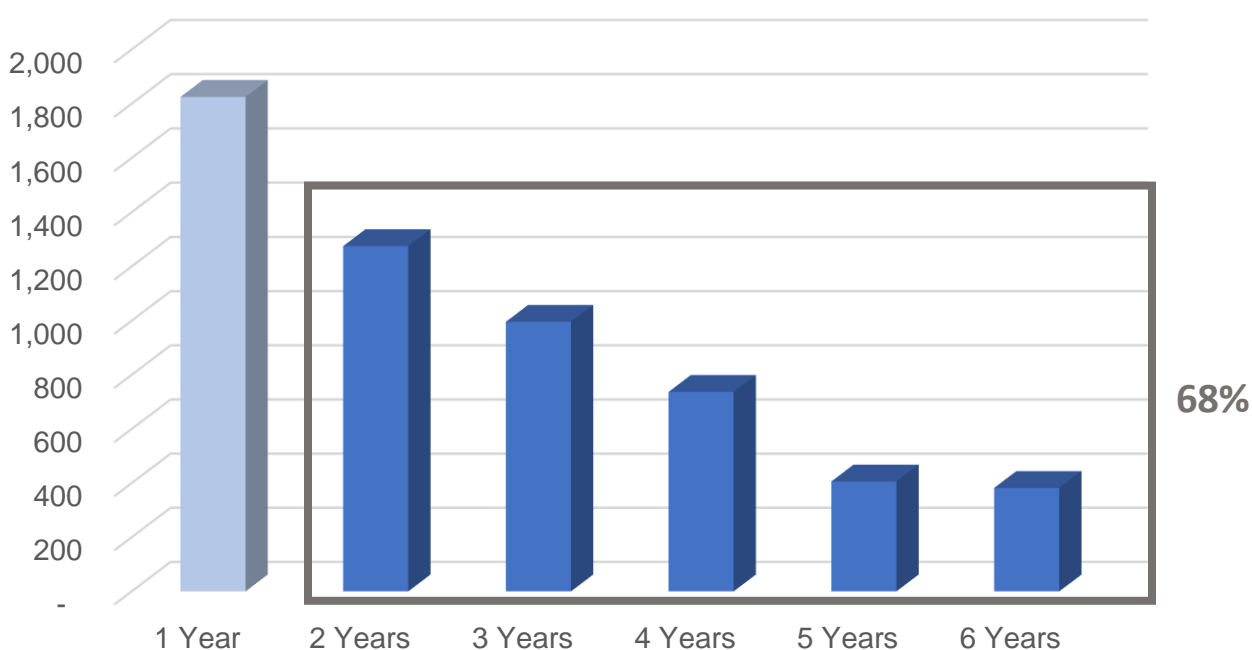


Table 10. Number and percentage of students by years of participation (FY2018)

Years in Program	Students	Percentage
1 Year	1,825	32%
2 Years	1,275	23%
3 Years	996	18%
4 Years	737	13%
5 Years	406	7%
6 Years	382	7%
Total	5,621	

When examined by disability type and years of participation, students with specific learning disabilities in their first year of the program comprise the largest group of students (879) as shown in Figure 10. See Table 11 for values.

Figure 10. Number of students by years of participation and disability

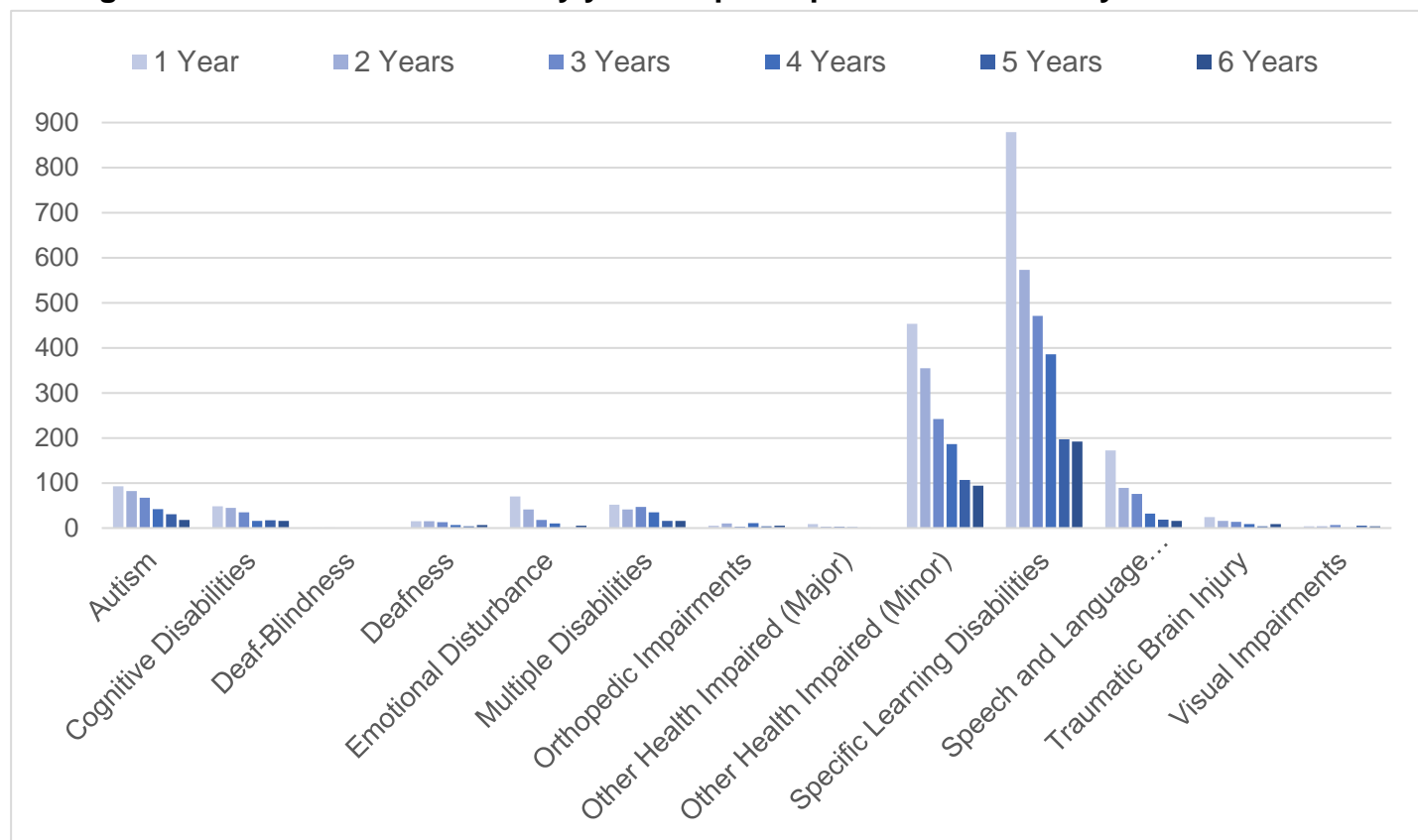
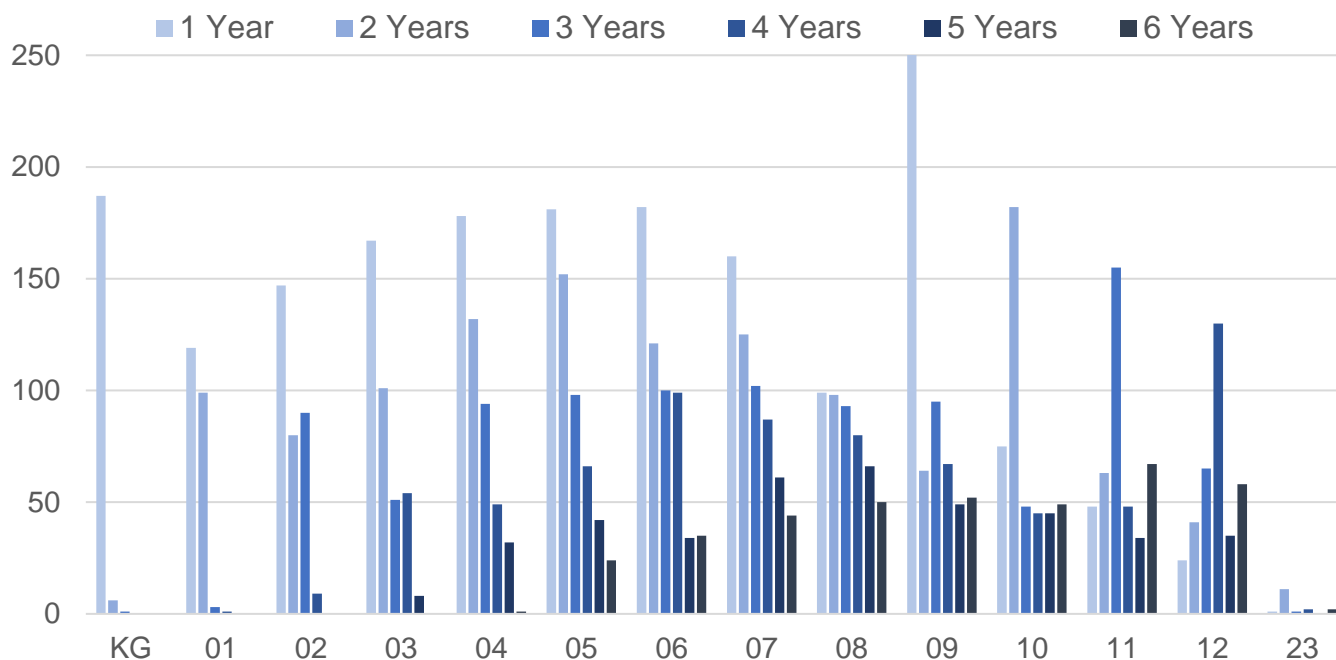


Table 11. Number of students by years of participation and disability (FY2018)

Disability	1 Year	2 Years	3 Years	4 Years	5 Years	6 Years
Autism	93	82	67	42	31	18
Cognitive Disabilities	48	45	35	16	17	16
Deaf-Blindness	<10	<10				
Deafness	15	15	13	<10	<10	<10
Emotional Disturbance	70	41	18	10	<10	<10
Multiple Disabilities	52	41	47	35	16	16
Orthopedic Impairments	<10	10	<10	11	<10	<10
Other Health Impaired (Major)	<10	<10	<10	<10	<10	
Other Health Impaired (Minor)	453	355	242	186	107	94
Specific Learning Disabilities	879	573	471	386	197	192
Speech and Language Impairments	172	89	76	32	19	16
Traumatic Brain Injury	24	16	14	<10	<10	<10
Visual Impairments	<10	<10	<10	<10	<10	<10

Data in Figure 11 show a trend in high school student participation. Grade 9 had the most first year participants. Subsequently, grade 10 had the most second-year participants, grade 11 had the most third-year participants, and grade 12 had the most fourth-year participants.

Figure 11. Number of students by years of participation and grade level (FY2018)



Names and Addresses of FY 2018 Providers of Services

County	Provider	Address
Allen	Lima Central Catholic	720 S Cable Rd, Lima, OH, 45805
Allen	St Charles	2175 W Elm St, Lima, OH, 45805
Allen	St Gerard	1311 N Main St, Lima, OH, 45801
Allen	St John Elementary and High School	515 E 2nd St, Delphos, OH, 45833
Allen	Sylvan Learning Center - Allen County	2357 Elida Road, Lima, OH, 45805
Allen	Temple Christian School	982 Brower Rd, Lima, OH, 45801
Allen	The Center for Autism and Dyslexia	2280 Baton Rouge, Lima, OH, 45805
Ashtabula	Saint John School	7911 Depot Rd, Ashtabula, OH, 44004
Belmont	St John	3625 Guernsey St, Bellaire, OH, 43906
Belmont	St John Central	3625 Guernsey St, Bellaire, OH, 43906
Belmont	St Mary	226 W Main St, Saint Clairsville, OH, 43950
Belmont	St Mary Central	24 N 4th St, Martins Ferry, OH, 43935
Brown	St Michael Consolidated	300 Market St, Ripley, OH, 45167
Butler	Applied Behavioral Services West Chester	7413 Squire Ct, West Chester, OH, 45069
Butler	Cincinnati Christian Schools	7350 Dixie Hwy, Fairfield, OH, 45014
Butler	Cincinnati Therapy Connections LLC	7091 Tarragon Ct., Liberty TWP, OH, 45011
Butler	Langsford Learning Acceleration Centers - West Chester	7616 Cox Lane, Cincinnati, OH, 45069
Butler	St Joseph	925 S 2nd St, Hamilton, OH, 45011
Butler	Stephen T Badin	571 New London Rd, Hamilton, OH, 45013
Clark	Emmanuel Christian Academy	2177 Emmanuel Way, Springfield, OH, 45502
Clark	Nightingale Montessori Inc	1106 E High St, Springfield, OH, 45505
Clark	Springfield Tutoring Academy	2200 E. Main Street Suite B, Springfield, OH, 45503
Clermont	Bross Center for Learning and Achievement	4435 Aicholtz Rd suite 100, Cincinnati, OH, 45245
Clermont	Kid Power Therapy Services, Inc.	5989 Meijer Drive, Suite #4, Milford, OH, 45150
Clermont	Ohio Valley Voices	6642 Branch Hill Guinea Pike, Loveland, OH, 45140
Clermont	St Louis	250 N Broadway St, Owensville, OH, 45160
Clermont	St Veronica	4475 Mount Carmel Tobasco Rd, Cincinnati, OH, 45244
Columbiana	Heartland Christian School	28 Pittsburgh St, Columbiana, OH, 44408
Coshocton	Acacia Center, Inc	1100 Fairy Falls Dr. Unit 10, Coshocton, OH, 43812
Crawford	St Bernard	320 W Mansfield St, New Washington, OH, 44854
Crawford	St Joseph	333 N Thoman St, Crestline, OH, 44827
Crawford	St Joseph	138 N Liberty St, Galion, OH, 44833
Cuyahoga	A+ Solutions	3659 Green Road Suite 112, Beachwood, OH, 44122
Cuyahoga	ABA Outreach Services	6537 Brecksville Rd, Independence, OH, 44131
Cuyahoga	Above All Therapy	5425 Warner Road, Suite 3A, Valley View, OH, 44125
Cuyahoga	Academy of St Adalbert	56 Adelbert St, Berea, OH, 44017

County	Provider	Address
Cuyahoga	Advanced Therapy Solutions LLC	14077 Cedar Rd, Ste LL6 A&C, South Euclid, OH, 44121
Cuyahoga	Beaumont School	3301 N Park Blvd, Cleveland Heights, OH, 44118
Cuyahoga	Benedictine	2900 Martin Luther King Jr Dr, Cleveland, OH, 44104
Cuyahoga	Beyond Words: Music and Dance Center	6058 Royalton Rd, North Royalton, OH, 44133
Cuyahoga	Cleveland Central Catholic	6550 Baxter Ave, Cleveland, OH, 44105
Cuyahoga	Cleveland Clinic Children's Hospital for Rehabilitation	2801 Martin Luther King Jr Dr, Cleveland, OH, 44104
Cuyahoga	Cleveland Hearing & Speech Center	11635 Euclid Avenue, Cleveland, OH, 44106
Cuyahoga	Cleveland Sight Center	1909 E 101st St, Cleveland, OH, 44106
Cuyahoga	Climbing Ladders Speech-Language Therapy	20330 Colleen Ct, Strongsville, OH, 44149
Cuyahoga	F.I.T. (Friendship In Team)	19910 Malvern Rd, Shaker Heights, OH, 44122
Cuyahoga	Fuchs Mizrahi Of Cleveland	26600 Shaker Blvd, Beachwood, OH, 44122
Cuyahoga	Hanna Perkins	19910 Malvern Rd, Shaker Heights, OH, 44122
Cuyahoga	Harrison Center for Children	19800 Detroit Rd, Rocky River, OH, 44116
Cuyahoga	Hebrew Academy Of Cleveland	1860 S Taylor Rd, Cleveland Heights, OH, 44118
Cuyahoga	Huntington Learning Center dba Albert Groen LLC	13941 Cedar Rd, South Euclid, OH, 44118
Cuyahoga	Jay Berk PhD / Perspectives Academy	23293 Commerce Park, Beachwood, OH, 44122
Cuyahoga	Julie Billiard	4982 Clubside Rd, Lyndhurst, OH, 44124
Cuyahoga	Lawrence School	1551 E Wallings Rd, Broadview Heights, OH, 44147
Cuyahoga	Learning Advantage Services, LLC	1534 S Green Rd, South Euclid, OH, 44121
Cuyahoga	Magnificat	20770 Hilliard Blvd, Rocky River, OH, 44116
Cuyahoga	Nicole Gerami, LLC	23825 Commerce Park Ste B, Beachwood, OH, 44122
Cuyahoga	North Coast Tutoring Services	31300 Solon Rd Ste 1, Solon, OH, 44139
Cuyahoga	Padua Franciscan	6740 State Rd, Parma, OH, 44134
Cuyahoga	Ratner School, The	27575 Shaker Blvd, Pepper Pike, OH, 44124
Cuyahoga	Rising Star Learning Center	140 Richmond Rd, Euclid, OH, 44143
Cuyahoga	SEGULA	2030 S. Taylor Rd., Cleveland Heights, OH, 44118
Cuyahoga	Saint Bridget of Kildare School	5620 Hauserman Rd, Parma, OH, 44130
Cuyahoga	South Suburban Montessori	4450 Oakes Rd Bldg 6, Brecksville, OH, 44141
Cuyahoga	St Adalbert	2345 E 83rd St, Cleveland, OH, 44104
Cuyahoga	St Albert The Great	6667 Wallings Rd, North Royalton, OH, 44133
Cuyahoga	St Columbkille	6740 Broadview Rd, Parma, OH, 44134
Cuyahoga	St Dominic	3455 Norwood Rd, Shaker Heights, OH, 44122
Cuyahoga	St Edward	13500 Detroit Ave, Lakewood, OH, 44107
Cuyahoga	St Ignatius	10205 Lorain Ave, Cleveland, OH, 44111
Cuyahoga	St Mary Of The Falls	8262 Columbia Rd, Olmsted Falls, OH, 44138
Cuyahoga	Stefanie Peck, M.A. CCC-SLP	30325 Bainbridge Rd Ste 5A, Solon, OH, 44139
Cuyahoga	The Center for Lifeskills	30325 Bainbridge Rd Ste 5A, Solon, OH, 44139

County	Provider	Address
Cuyahoga	The Galvin Therapy Center/Barrie G. Galvin, OTR/L & Associat	25221 Miles Road Ste F, Warrensville Heights, OH, 44128
Cuyahoga	The Music Settlement	11125 Magnolia Drive, Cleveland, OH, 44106
Cuyahoga	Therapy and Wellness Connection	10010 Brecksville Rd, Brecksville, OH, 44141
Cuyahoga	Tree of Knowledge Learning Centers	1855 S Taylor Rd, Cleveland Heights, OH, 44118
Cuyahoga	United Cerebral Palsy Association of Greater Cleveland, inc.	10011 Euclid Avenue, Cleveland, OH, 44106
Cuyahoga	Villa Angela-St Joseph	18491 Lake Shore Blvd, Cleveland, OH, 44119
Cuyahoga	Vision Development Team	10139 Royalton Rd Ste D, North Royalton, OH, 44133
Darke	Decolores Montessori School	312 Central Ave, Greenville, OH, 45331
Defiance	Holy Cross Catholic School of Defiance	1745 S Clinton St, Defiance, OH, 43512
Defiance	St John Lutheran	635 Wayne Ave, Defiance, OH, 43512
Defiance	Sylvan Learning Center - Defiance County	1018 Ralston Avenue, Ste. 110, Defiance, OH, 43512
Delaware	Cornerstone Speech Therapy, LLC	7540 Sawmill Pkwy Ste A-2, Powell, OH, 43065
Delaware	Delaware Christian	45 Belle Ave, Delaware, OH, 43015
Delaware	Genoa Christian Academy	7562 Lewis Center Rd, Westerville, OH, 43082
Delaware	Pediatric Therapy Partners, LLC	640 Enterprise Drive, Suite C, Lewis Center, OH, 43035
Delaware	Polaris Christian Academy	2150 E Powell Rd, Lewis Center, OH, 43035
Delaware	Specialized Speech Technologies, Inc.	8740 Orion Pl Ste 110, Columbus, OH, 43240
Delaware	St Mary	66 E William St, Delaware, OH, 43015
Erie	Sandusky Central Catholic School	410 W Jefferson St, Sandusky, OH, 44870
Erie	St Mary	5450 E Ohio St, Vermilion, OH, 44089
Fairfield	Haugland Learning Center Lancaster	625 Garfield Ave, Lancaster, OH, 43130
Fairfield	Navigating Autism	1818 1/2 Basil Western Rd, Baltimore, OH, 43105
Fairfield	Patricia L. Closson	110 N. Walnut St., Baltimore, OH, 43105
Fairfield	St Bernadette	1325 Wheeling Rd NE, Lancaster, OH, 43130
Fairfield	St Mary	309 E Chestnut St, Lancaster, OH, 43130
Fairfield	Wm V Fisher Catholic	1803 Granville Pike, Lancaster, OH, 43130
Franklin	ADHD CoachConnect LLC	1555 Bethel Rd, Columbus, OH, 43220
Franklin	Bishop Watterson	99 E Cooke Rd, Columbus, OH, 43214
Franklin	Bridgeway Academy Secondary School	2155 Fenton St, Columbus, OH, 43224
Franklin	Capital Therapy Services	69 W Waterloo St, Canal Winchester, OH, 43110
Franklin	Central College Christian Academy	975 S Sunbury Rd, Westerville, OH, 43081
Franklin	Columbus Therapy Associates, LLC	1335 Dublin Rd Ste 200B, Columbus, OH, 43215
Franklin	Columbus Torah Academy	181 Noe Bixby Rd, Columbus, OH, 43213
Franklin	Columbus Tutoring Services, LLC	2700 E Main St Ste 211, Columbus, OH, 43209
Franklin	Flourish Integrated Therapy, LLC	30 Northwoods Blvd, Columbus, OH, 43235
Franklin	Harvest Preparatory School	4595 Gender Rd, Canal Winchester, OH, 43110
Franklin	Haugland Learning Center LLC	2540 Billingsley Rd, Columbus, OH, 43235
Franklin	Haugland Learning Center-Dublin	7690 New Market Center Way, Columbus, OH, 43235

County	Provider	Address
Franklin	Helping Hands Center dba Bridgeway Academy	2500 Medary Ave, Columbus, OH, 43202
Franklin	Highland Community Learning Center	5120 Godown Rd, Columbus, OH, 43220
Franklin	Hopeless to Hopeful Advocacy, LLC	136 Northwoods Blvd, Columbus, Ohio, OH, 43235
Franklin	Immaculate Conception	366 E North Broadway St, Columbus, OH, 43214
Franklin	Jennifer Rigney-Carroll	2448 Kensington Drive, Upper Arlington, OH, 43221
Franklin	Laura Faye Clubok	215 S. Stanwood Road, Bexley, OH, 43209
Franklin	Learning Spectrum, LTD	125 Dillmont Drive, Columbus, OH, 43235
Franklin	Lianne Russell	3403 Brook Spring Dr., Grove City, OH, 43123
Franklin	Lisa Tiberi-Ruth	557 Beaverbrook Dr., Gahanna, OH, 43230
Franklin	Marburn Academy	9555 Johnstown Rd, New Albany, OH, 43054
Franklin	New Spring Special Education Services, LLC	30 Northwoods Blvd Suite 100, Columbus, OH, 43235
Franklin	Northrup and Associates	6422 E. Main Street, Reynoldsburg, OH, 43068
Franklin	Our Lady Of Perpetual Help	3752 Broadway, Grove City, OH, 43123
Franklin	St Andrew	4081 Reed Rd, Columbus, OH, 43220
Franklin	St Brendan	4475 Dublin Rd, Hilliard, OH, 43026
Franklin	St Brigid Of Kildare	7175 Avery Rd, Dublin, OH, 43017
Franklin	St Catharine	2865 Fair Ave, Columbus, OH, 43209
Franklin	St Francis De Sales	4212 Karl Rd, Columbus, OH, 43224
Franklin	St James The Less	1628 Oakland Park Ave, Columbus, OH, 43224
Franklin	St Matthew	795 Havens Corners Rd, Gahanna, OH, 43230
Franklin	The Disability Resource Network, Inc.	525 Main St., Groveport, OH, 43125
Franklin	The Fleming Learning Center, LLC	3291 Blodwen Circle, Grove City, OH, 43123
Fulton	Holy Trinity, Assumption	2639 Us Highway 20, Swanton, OH, 43558
Fulton	New Horizons Academy at Sara's Garden	220 Lawrence Ave, Wauseon, OH, 43567
Fulton	Sara's Garden	620 W Leggett St, Wauseon, OH, 43567
Geauga	Colleen C. Hunter, Speech Language Pathologist	8562 Tanglewood Trl, Chagrin Falls, OH, 44023
Geauga	Home Tutoring Solutions	539 East Washington Street, Chagrin Falls, OH, 44022
Geauga	Notre Dame School	13000 Auburn Rd, Chardon, OH, 44024
Geauga	Notre Dame-Cathedral Latin	13000 Auburn Rd, Chardon, OH, 44024
Geauga	Western Reserve Speech and Language Partners-Geauga, LLC	100 7th Ave Ste 255, Chardon, OH, 44024
Greene	Building Blocks to a Brighter Future, LLC	1040 Constitution Dr, Xenia, OH, 45385
Greene	Legacy Christian Academy	1101 John Wesley Ave, Xenia, OH, 45385
Greene	Miami Valley Tutoring Services, Ltd.	919 S Central Ave, Fairborn, OH, 45324
Hamilton	Academic Tutoring, LLC	9200 Montgomery Rd Bldg E, Cincinnati, OH, 45242
Hamilton	Applied Behavioral Services	4850 Madison Rd, Cincinnati, OH, 45227
Hamilton	Brain Balance Achievement Center	12084 Montgomery Rd, Cincinnati, OH, 45249
Hamilton	Catapult Learning	766 Laverty Lane, Cincinnati, OH, 45230
Hamilton	Central Montessori Academy	1904 Springdale Rd, Cincinnati, OH, 45231

County	Provider	Address
Hamilton	Cincinnati Center for Improved Communication, Inc.	4440 Carver Woods Dr Ste 100, Blue Ash, OH, 45242
Hamilton	Cincinnati Center for Improved Communication, Inc.	3814 West Street, Suite 321, Cincinnati, OH, 45227
Hamilton	Immaculate Heart Of Mary	7800 Beechmont Ave, Cincinnati, OH, 45255
Hamilton	John Paul II Catholic School	9375 Winton Rd, Cincinnati, OH, 45231
Hamilton	Langsford Learning Acceleration Centers - Blue Ash	9402 Towne Square Avenue, Suite B, Cincinnati, OH, 45242
Hamilton	Lasalle	3091 N Bend Rd, Cincinnati, OH, 45239
Hamilton	Linden Grove School	4122 Myrtle Ave, Cincinnati, OH, 45236
Hamilton	Mercy McAuley High School	6000 Oakwood Ave, Cincinnati, OH, 45224
Hamilton	Mercy Montessori Center	2335 Grandview Ave, Cincinnati, OH, 45206
Hamilton	Mother Of Mercy High School	3036 Werk Rd, Cincinnati, OH, 45211
Hamilton	Music Therapy Services	8447 Beechmont Avenue, Cincinnati, OH, 45255
Hamilton	Our Lady Of Victory	808 Neeb Rd, Cincinnati, OH, 45233
Hamilton	Powers Educational Services	3443 Edwards Road, Cincinnati, OH, 45208
Hamilton	Purcell-Marian	2935 Hackberry St, Cincinnati, OH, 45206
Hamilton	Roger Bacon	4320 Vine St, Cincinnati, OH, 45217
Hamilton	S.M.I.L.E.S. Integrative Therapy Services, LLC	1120 Cottonwood Dr Ste 4, Loveland, OH, 45140
Hamilton	Seton	3901 Glenway Ave, Cincinnati, OH, 45205
Hamilton	Skyward Academy	9994 Zig Zag Road, Montgomery, OH, 45242
Hamilton	Skyward New Hope	3707 Edgewood Drive, Cincinnati, OH, 45211
Hamilton	Springer School & Center	2121 Madison Rd, Cincinnati, OH, 45208
Hamilton	St Cecilia	4115 Taylor Ave, Cincinnati, OH, 45209
Hamilton	St Clement	4534 Vine St, Cincinnati, OH, 45217
Hamilton	St Francis Seraph	14 E Liberty St, Cincinnati, OH, 45202
Hamilton	St Gertrude	6543 Miami Ave., Cincinnati, OH, 45243
Hamilton	St Ignatius Loyola	5222 N Bend Rd, Cincinnati, OH, 45247
Hamilton	St James	6111 Cheviot Rd, Cincinnati, OH, 45247
Hamilton	St John The Baptist	508 Park Ave, Harrison, OH, 45030
Hamilton	St Lawrence	1020 Carson Ave, Cincinnati, OH, 45205
Hamilton	St Michael	11136 Oak St, Sharonville, OH, 45241
Hamilton	St Nicholas Academy	170 Siebenthaler Ave, Reading, OH, 45215
Hamilton	St Rita School for the Deaf	1720 Glendale Milford Rd, Cincinnati, OH, 45215
Hamilton	St Ursula Academy	1339 E Mcmillan St, Cincinnati, OH, 45206
Hamilton	St Vincent Ferrer	7754 Montgomery Rd, Cincinnati, OH, 45236
Hamilton	St William	4125 Saint William Ave, Cincinnati, OH, 45205
Hamilton	St Xavier	600 North Bend Rd, Cincinnati, OH, 45224
Hamilton	The Childrens Home of Cincinnati	5050 Madison Rd, Cincinnati, OH, 45227
Hamilton	The Good Shepherd Catholic Montessori	4460 Berwick St, Cincinnati, OH, 45227

County	Provider	Address
Hancock	Ms. Donna's Adaptive Learning Center	317 W Lima Street, Findlay, OH, 45840
Hancock	St Wendelin Catholic School	533 N Countyline St, Fostoria, OH, 44830
Hancock	Sylvan Learning Center - Hancock County	Market Square Plaza, 1781 Tiffin Avenue, Findlay, OH, 45840
Hancock	The Center for Autism and Dyslexia Findlay	7430 Timberstone Dr, Findlay, OH, 45840
Hocking	St John	321 N Market St, Logan, OH, 43138
Huron	Celeryville Christian	4200 Broadway Rd, Willard, OH, 44890
Huron	Immaculate Conception	304 E Main St, Bellevue, OH, 44811
Huron	Norwalk Catholic School	93 E Main St, Norwalk, OH, 44857
Huron	St Francis Xavier	25 W Perry St, Willard, OH, 44890
Jackson	Christian Life Academy	10595 Chillicothe Pike, Jackson, OH, 45640
Jackson	Sts Peter And Paul	229 S New York Ave, Wellston, OH, 45692
Jefferson	Bishop John King Mussio Central Elementary - Rosemont Campus	100 Etta Ave, Steubenville, OH, 43952
Jefferson	Bishop John King Mussio Central Junior High School	320 Westview Ave Ste 2, Steubenville, OH, 43952
Jefferson	Catholic Central	320 Westview Ave, Steubenville, OH, 43952
Jefferson	Jefferson County Christian	125 Fernwood Rd, Wintersville, OH, 43953
Lake	Education Alternative-Willoughby	2882 Cricket Ln, Wickliffe, OH, 44092
Lake	Huntington Learning Center	8000-H Plaza Blvd., Mentor, OH, 44060
Lake	Mater Dei Academy	29840 Euclid Ave, Wickliffe, OH, 44092
Lake	Tri-County Intervention and Tutoring Services, LLC	9223 Amber Wood Dr., Kirtland, OH, 44094
Licking	A Perfect Fit	408 S 22nd St, Heath, OH, 43056
Licking	Acacia Center	130 N Prospect St Ste A & B, Granville, OH, 43023
Licking	Blue Horizon Consulting, LLC	44 Whipkey Drive, Granville, OH, 43023
Licking	Jon R. Lindsey	394 South High Street, Pataskala, OH, 43062
Licking	My Place To Be	1621 N 21st St, Newark, OH, 43055
Licking	The Learning Spectrum Newark	1935 Tamarack Rd, Newark, OH, 43055
Licking	The Nest	50 S 2nd St, Newark, OH, 43055
Licking	Welsh Hills School	2610 Newark Granville Rd, Granville, OH, 43023
Lorain	Elyria Catholic	725 Gulf Rd, Elyria, OH, 44035
Lorain	Spectrum Resource Center and School	300 Broadway, Lorain, OH, 44052
Lorain	St Jude	594 Poplar St, Elyria, OH, 44035
Lucas	Blessed Sacrament	4255 Bellevue Rd, Toledo, OH, 43613
Lucas	Cardinal Stritch Catholic High School & Academy	3225 Pickle Rd, Oregon, OH, 43616
Lucas	Emmanuel Christian School	4607 W Laskey Rd, Toledo, OH, 43623
Lucas	Huntington Learning Center	6638 Centers Drive, Holland, OH, 43528
Lucas	Our Lady Of Perpetual Help	2255 Central Grv, Toledo, OH, 43614
Lucas	Regina Coeli	600 Regina Pkwy, Toledo, OH, 43612

County	Provider	Address
Lucas	Sensational Kids Daycare & Learning Center, LLC	6060 Merger Drive, Holland, OH, 43528
Lucas	St Francis De Sales School	2323 W Bancroft St, Toledo, OH, 43607
Lucas	St Joan Of Arc	5950 Heatherdowns Blvd, Toledo, OH, 43614
Lucas	St John's Jesuit	5901 Airport Hwy, Toledo, OH, 43615
Lucas	St Joseph	112 W Broadway St, Maumee, OH, 43537
Lucas	Sylvan Learning Center - Lucas County	7131 Spring Meadows W Dr Ste E, Holland, OH, 43528
Lucas	Toledo Christian	2303 Brookford Dr, Toledo, OH, 43614
Lucas	Toledo Islamic Academy	5225 Alexis Rd, Sylvania, OH, 43560
Mahoning	ACLD Learning Center	118 E. Wood St., Youngstown, OH, 44503
Mahoning	ACLD School	118 E Wood St, Youngstown, OH, 44503
Mahoning	Akiva Academy	505 Gypsy Ln, Youngstown, OH, 44504
Mahoning	Cardinal Mooney	2545 Erie St, Youngstown, OH, 44507
Mahoning	Holy Family	2731 Center Rd, Poland, OH, 44514
Mahoning	Potential Development/Autism	2400 Market St, Youngstown, OH, 44507
Mahoning	Valley Christian School	4401 Southern Blvd, Youngstown, OH, 44512
Medina	Black River Local	257A County Road 40, Sullivan, OH, 44880
Medina	Fun 2 Be Me Developmental Therapy	3355 Medina Road, Medina, OH, 44256
Medina	Medina Christian Academy	3646 Medina Rd, Medina, OH, 44256
Medina	Sacred Heart Of Jesus	110 Humbolt Ave, Wadsworth, OH, 44281
Medina	Therapy in Motion, LLC	1046 N Jefferson St, Medina, OH, 44256
Mercer	Immaculate Conception	200 W Wayne St, Celina, OH, 45822
Miami	Nicholas School	1306 Garbry Rd, Piqua, OH, 45356
Miami	Piqua Catholic Elementary	503 W North St, Piqua, OH, 45356
Miami	St Patrick	420 E Water St, Troy, OH, 45373
Miami	Troy Christian Elementary School	700 South Dorset Rd, Troy, OH, 45373
Miami	Troy Christian High School	700 S Dorset Rd, Troy, OH, 45373
Montgomery	Applied Behavioral Services Dayton	2570 Technical Dr, Miamisburg, OH, 45342
Montgomery	Ascension	2001 Woodman Dr, Kettering, OH, 45420
Montgomery	Carroll	4524 Linden Ave, Dayton, OH, 45432
Montgomery	Chaminade-Julienne	505 S Ludlow St, Dayton, OH, 45402
Montgomery	Gloria Dei Montessori	615 Shiloh Dr, Dayton, OH, 45415
Montgomery	Immaculate Conception	2268 S Smithville Rd, Dayton, OH, 45420
Montgomery	Melissa Sweeny	7177 Thundering Herd Pl, Dayton, OH, 45415
Montgomery	Our Lady Of Rosary	40 Notre Dame Ave, Dayton, OH, 45404
Morrow	Gilead Christian	220 S Main St, Mount Gilead, OH, 43338
Ottawa	Immaculate Conception	109 W 4th St, Port Clinton, OH, 43452
Ottawa	St Boniface	215 W Oak St, Oak Harbor, OH, 43449
Paulding	Divine Mercy School	120 Arturus St, Payne, OH, 45880
Pickaway	Crossroads Christian Academy	5679 Tarlton Rd, Circleville, OH, 43113

County	Provider	Address
Pickaway	New Hope Christian Academy	2264 Walnut Creek Pike, Circleville, OH, 43113
Portage	Education Alternative-Ravenna	310 Bennett Ave, Ravenna, OH, 44266
Portage	KidsLink Neurobehavioral Center	899 Frost Rd, Streetsboro, OH, 44241
Portage	Musical Fingers, LLC	9679 PECK ROAD, MANTUA, OH, 44255
Preble	Terri's Teaching and Tutoring	2602 Twin Creek Rd, West Alexandria, OH, 45381
Preble	Triangle Therapy Services, LLC	911 West Main Street, Eaton, OH, 45320
Putnam	St Mary	129 Saint Marys St, Leipsic, OH, 45856
Putnam	Sylvan Learning Center - Putnam County	124 Putnam Pkwy Ste A, Ottawa, OH, 45875
Richland	Christina M. Guisbert PT for Kids, LLC	462 Park Avenue West, Mansfield, OH, 44906
Richland	Discovery	855 Millsboro Rd, Mansfield, OH, 44903
Richland	Mansfield Christian School	500 Logan Rd, Mansfield, OH, 44907
Richland	Sacred Heart	5754 State Route 61 S, Shelby, OH, 44875
Richland	St Mary	26 West St, Shelby, OH, 44875
Richland	St Mary Catholic School	1630 Ashland Rd, Mansfield, OH, 44905
Richland	St Peter	63 S Mulberry St, Mansfield, OH, 44902
Richland	St Peter High School and Junior High School	104 W First St, Mansfield, OH, 44902
Ross	Bishop Flaget	570 Parsons Ave, Chillicothe, OH, 45601
Ross	Ross County Christian Academy	2215 Egypt Pike, Chillicothe, OH, 45601
Sandusky	Bishop Hoffman Catholic, St Joseph Central Catholic HS	702 Croghan St, Fremont, OH, 43420
Scioto	Notre Dame	1401 Gallia St, Portsmouth, OH, 45662
Scioto	Notre Dame Jr/Sr	2220 Sunrise Ave, Portsmouth, OH, 45662
Scioto	Portsmouth Stem Academy	614 Third Street, Portsmouth, OH, 45662
Scioto	Tessa Bobst	141 Possum Hollow Rd, Wheelersburg, OH, 45694
Seneca	Calvert Catholic Schools	152 Madison St, Tiffin, OH, 44883
Shelby	Christian Academy Schools	2151 W Russell Rd, Sidney, OH, 45365
Shelby	Holy Angels	120 E Water St, Sidney, OH, 45365
Shelby	Lehman High School	2400 Saint Marys Rd, Sidney, OH, 45365
Stark	Brain Balance Achievement Center - Canton	4207 Hills and Dales Rd NW, Canton, OH, 44708
Stark	Canton Montessori	125 15th St NW, Canton, OH, 44703
Stark	Heritage Christian	2107 6th St SW, Canton, OH, 44706
Stark	Lake Center Christian School	12893 Kaufman Ave NW, Hartsville, OH, 44632
Stark	New Dimensions, Inc.	1815 37th Street, N.W., Canton, OH, 44709
Stark	St James	400 W Lisbon St, Waynesburg, OH, 44688
Stark	The Golden Key Center for Exceptional Children	1431 30th Street Northwest, Canton, OH, 44709
Stark	The Golden Key Center for Exceptional Children	1431 30th St NW, Canton, OH, 44709
Summit	Club Z! In-Home Tutoring Service - Akron	526 S Main St Ste 223, Akron, OH, 44311
Summit	Cornerstone Community	90 W Overdale Dr, Tallmadge, OH, 44278
Summit	Education Alternative-Cuyahoga Falls	1225 Orlen Ave, Cuyahoga, OH, 44221

County	Provider	Address
Summit	Emmanuel Christian Academy	350 S Portage Path, Akron, OH, 44320
Summit	Immaculate Heart Of Mary	2859 Lillis Dr, Cuyahoga Falls, OH, 44223
Summit	Julie Billiard School of St. Sebastian Parish	380 Mineola Avenue, Akron, OH, 44320
Summit	LLA Therapy - Akron	150 N. Miller Road, Bldg. 150A, Akron, OH, 44333
Summit	Lawrence School-Upper School Campus	10036 Olde 8 Rd, Northfield, OH, 44067
Summit	LearningRx Akron/Bath dba Buie Cognitive Development	150 Springside Drive, Akron, OH, 44333
Summit	McKeon Education Group, Inc.	656 Continental Drive, Sagamore Hills, OH, 44067
Summit	Out of the Box Behavioral Solutions LLC	1011 Gorge Blvd, Akron, OH, 44310
Summit	PSI Associates/Affiliates	2112 Case Parkway S, #10, Twinsburg, OH, 44087
Summit	Peak Potential Therapy	8848 Commons Blvd, Twinsburg, OH, 44087
Summit	S.U.P.E.R. Learning Center's Faith Christian Academy	1584 Wilson Avenue, Lakemore, OH, 44250
Summit	St Francis De Sales	4009 Manchester Rd, Akron, OH, 44319
Summit	St Hilary	645 Moorfield Rd, Fairlawn, OH, 44333
Summit	St Vincent De Paul	17 S Maple St, Akron, OH, 44303
Summit	St Vincent St Mary	15 N Maple St, Akron, OH, 44303
Summit	The Groovy Garfoose, LLC	33 Milford Dr, Hudson, OH, 44236
Summit	Total Education Solutions	3428 W Market St, Fairlawn, OH, 44333
Trumbull	Aaris Therapy Group, Inc.	950 Youngstown Warren Rd Ste A, Niles, OH, 44446
Warren	Middletown Christian	3011 N Union Rd, Middletown, OH, 45005
Warren	Rita Cevasco & Associates	5055 Clovercrest Court, Mason, OH, 45040
Warren	Schaefer Education Solutions	5252 Riverwalk Drive, Kings Mills, OH, 45034
Warren	Skyward Learning Services	2033 Walnut St, Loveland, OH, 45140
Warren	Understanding Speech	6861 Lexington Park Blvd., Mason, OH, 45040
Wayne	Bair Herman Enterprise, Inc., dba EJ Therapy Services	210 E Milltown Rd Ste A, Wooster, OH, 44691
Wayne	Judit Kiss	8171 Rittman Ave, Sterling, OH, 44276
Wayne	Kingsway Christian	11138 Old Lincoln Way E, Orrville, OH, 44667
Wayne	Northwestern Local	7571 N Elyria Rd, West Salem, OH, 44287
Wayne	Norwayne Local	350 S Main St, Creston, OH, 44217
Wayne	Wooster Christian	480 B Fry St., Wooster, OH, 44691
Williams	St Patrick	610 S Portland St, Bryan, OH, 43506
Wood	All Saints Catholic	630 Lime City Rd, Rossford, OH, 43460
Wood	Bowling Green Christian Acdmy	1165 Haskins Rd, Bowling Green, OH, 43402
Wood	Montessori School of Bowling Green	515 Sand Ridge Rd, Bowling Green, OH, 43402
Wood	St Aloysius	148 S Enterprise St, Bowling Green, OH, 43402
Wood	St Rose	217 E Front St, Perrysburg, OH, 43551
Wood	Sylvan Learning Center - Wood County	1039 Haskins Road, Ste. D, Bowling Green, OH, 43402
Wood	Wood County Hospital: Ready Program	950 W. Wooster St., Bowling Green, OH, 43402
Wyandot	Our Lady Of Consolation	401 Clay St, Carey, OH, 43316

Appendix A. Number of Scholarship Students by Resident District (FY2018)

IRN	Public District of Residence	Students
043752	Cincinnati City	309
043786	Cleveland Municipal	202
043794	Cleveland Heights-University Heights City	200
043802	Columbus City School District	170
045161	Youngstown City	124
047365	Northwest Local	113
047373	Oak Hills Local	110
043489	Akron City	107
044909	Toledo City	97
043844	Dayton City	83
044636	Parma City	80
046110	Lakota Local	64
045047	Westerville City	62
046763	Olentangy Local	59
047340	Forest Hills Local	58
046961	Gahanna-Jefferson City	52
044792	South Euclid-Lyndhurst City	46
043554	Beachwood City	45
044297	Mansfield City	45
045104	Willoughby-Eastlake City	45
047019	Hilliard City	44
044222	Lima City	44
044453	Newark City	42
044081	Winton Woods City	40
047027	Dublin City	38
043943	Elyria City Schools	38
044800	South-Western City	38
044784	Sidney City	37
044750	Shaker Heights City	35
047381	Southwest Local	35
043950	Euclid City	33
043513	Ashtabula Area City	32
044818	Springfield City School District	32
046102	Fairfield City	31
044891	Tiffin City	31

IRN	Public District of Residence	Students
045062	Westlake City	31
043638	Bowling Green City School District	30
045500	Milford Exempted Village	30
047225	West Geauga Local	30
044545	North Royalton City	29
044867	Sycamore Community City	29
045138	Worthington City	29
047191	Kenston Local	28
045492	Mentor Exempted Village	28
046359	West Clermont Local	28
047894	Riverside Local	27
047241	Beavercreek City	26
044016	Fremont City	26
044669	Portsmouth City	26
044370	Mayfield City	25
046995	New Albany-Plain Local	25
048728	Northmont City	25
044875	Sylvania Schools	25
044107	Hamilton City	24
044842	Strongsville City	24
050013	Green Local	23
044644	Piqua City	23
044743	Sandusky City	23
046607	Solon City	23
045773	Elida Local	22
045583	Perrysburg Exempted Village	22
044677	Princeton City	22
049650	Washington-Nile Local	22
043547	Bay Village City	21
043646	Brecksville-Broadview Heights City	21
043877	Delaware City	21
050047	Nordonia Hills City	21
044537	North Ridgeville City	21
046581	Orange City	21
044719	St Bernard-Elmwood Place City	21
047399	Three Rivers Local	21
048314	Canfield Local	20
050021	Hudson City	20

IRN	Public District of Residence	Students
044198	Lakewood City	20
044271	Loveland City	20
048223	Springfield Local	20
044925	Troy City	20
048496	Highland Local	19
047803	Indian Creek Local	19
044388	Medina City SD	19
044933	Upper Arlington City	19
048207	Anthony Wayne Local	18
043612	Berea City	18
045286	Chagrin Falls Exempted Village	18
048306	Boardman Local	17
047183	Chardon Local	17
043836	Cuyahoga Falls City	17
044263	Lorain City	17
050450	Mason City	17
046896	Pickerington Local	17
049932	Plain Local	17
048348	Poland Local	17
048041	Southwest Licking Local	17
045393	Granville Exempted Village	16
044974	Wadsworth City	16
047332	Finneytown Local	15
044412	Mt Healthy City	15
050062	Springfield Local	15
044883	Tallmadge City	15
043885	Delphos City	14
047878	Kirtland Local	14
049437	Lexington Local	14
048298	Austintown Local Schools	13
048124	Avon Lake City	13
043596	Bellevue City	13
049981	Copley-Fairlawn City	13
044040	Garfield Heights City Schools	13
044206	Lancaster City	13
044214	Lebanon City	13
050443	Little Miami Local	13
044651	Port Clinton City	13

IRN	Public District of Residence	Students
044776	Shelby City	13
045088	Wickliffe City	13
048116	Avon Local	12
043620	Bexley City	12
043711	Canton City	12
043992	Fostoria City	12
044578	Norwood City	12
050070	Twinsburg City	12
045641	Wauseon Exempted Village	12
046748	Big Walnut Local	11
046326	Clermont Northeastern Local	11
043869	Defiance City	11
044156	Jackson City	11
049866	Lake Local	11
047993	Lakewood Local	11
044289	Madeira City	11
045799	Shawnee Local	11
044826	Steubenville City	11
048231	Washington Local	11
045021	Wellston City	11
046755	Buckeye Valley Local	10
049999	Coventry Local	10
045344	Crestline Exempted Village	10
049197	Field Local	10
049791	Hardin-Houston Local	10
048033	Northridge Local	10
045120	Wooster City	10
045153	Xenia Community City	10
048926	Benton Carroll Salem Local	<10
047787	Buckeye Local	<10
047175	Cardinal Local	<10
043729	Celina City	<10
047050	Evergreen Local	<10
043984	Findlay City	<10
046979	Groveport Madison Local	<10
045435	Indian Hill Exempted Village	<10
044180	Kettering City School District	<10
048009	Licking Heights Local	<10

IRN	Public District of Residence	Students
049882	Marlington Local	<10
044362	Maumee City	<10
048173	Midview Local	<10
049635	Northwest Local	<10
049908	Northwest Local	<10
044693	Reading Community City	<10
050054	Revere Local	<10
044859	Struthers City	<10
045179	Zanesville City	<10
043539	Barberton City	<10
043851	Deer Park Community City	<10
044024	Galion City	<10
049858	Jackson Local	<10
049452	Madison Local	<10
044347	Martins Ferry City	<10
045559	New Richmond Exempted Village	<10
047217	Newbury Local	<10
044552	Norton City	<10
046813	Perkins Local	<10
044701	Rocky River City	<10
046821	Vermilion Local	<10
045146	Wyoming City	<10
049544	Zane Trace Local	<10
045195	Amherst Exempted Village	<10
049171	Aurora City	<10
043562	Bedford City	<10
043745	Chillicothe City	<10
048488	Cloverleaf Local	<10
047795	Edison Local	<10
044057	Geneva Area City	<10
044099	Greenville City	<10
046565	Independence Local	<10
044164	Kent City	<10
048017	Licking Valley Local	<10
050005	Manchester Local	<10
046805	Margaretta Local	<10
044420	Mount Vernon City	<10
044503	North Canton City	<10

IRN	Public District of Residence	Students
044511	North College Hill City	<10
048025	North Fork Local	<10
050567	Norwayne Local	<10
046573	Olmsted Falls City	<10
044602	Oregon City	<10
046144	Ross Local	<10
044834	Stow-Munroe Falls City School District	<10
049536	Union-Scioto Local	<10
045005	Warrensville Heights City	<10
045096	Willard City	<10
047167	Berkshire Local	<10
048611	Bethel Local	<10
048462	Black River Local	<10
043661	Brunswick City	<10
043679	Bryan City	<10
046946	Canal Winchester Local	<10
045328	Columbiana Exempted Village	<10
043901	East Cleveland City School District	<10
043968	Fairborn City	<10
048751	Huber Heights City	<10
044305	Maple Heights City	<10
046250	Northeastern Local	<10
049056	Northern Local	<10
050724	Otsego Local	<10
047001	Reynoldsburg City	<10
047092	Swanton Local	<10
044958	Vandalia-Butler City	<10
049031	Wayne Trace Local	<10
049973	Woodridge Local	<10
045765	Bath Local	<10
048470	Buckeye Local	<10
043760	Circleville City	<10
050328	Fairbanks Local	<10
046342	Goshen Local	<10
046953	Hamilton Local	<10
044115	Heath City	<10
045427	Hubbard Exempted Village	<10
047985	Johnstown-Monroe Local	<10

IRN	Public District of Residence	Students
050435	Kings Local	<10
049353	Leipsic Local	<10
049080	Logan Elm Local	<10
139303	Monroe Local	<10
045534	Mount Gilead Exempted Village	<10
045567	Newton Falls Exempted Village	<10
045575	Paulding Exempted Village	<10
047084	Pike-Delta-York Local	<10
046599	Richmond Heights Local	<10
044768	Sheffield-Sheffield Lake City	<10
050427	Springboro Community City	<10
046151	Talawanda City	<10
048876	Tri-Valley Local	<10
045625	Upper Sandusky Exempted Village	<10
044941	Urbana City	<10
048389	West Branch Local	<10
045070	Whitehall City	<10
047415	Arcadia Local	<10
046854	Berne Union Local	<10
046862	Bloom-Carroll Local	<10
046508	Buckeye Central Local	<10
048793	Cardington-Lincoln Local	<10
045260	Carey Exempted Village Schools	<10
050534	Chippewa Local	<10
050674	Eastwood Local	<10
043976	Fairview Park City	<10
049700	Hopewell-Loudon Local	<10
048686	Jefferson Township Local	<10
050195	Liberty Local	<10
046888	Liberty Union-Thurston Local	<10
044313	Mariemont City	<10
049627	Minford Local	<10
044529	North Olmsted City	<10
046722	Northeastern Local	<10
044560	Norwalk City	<10
046078	Ripley-Union-Lewis-Huntington Local	<10
046482	River View Local	<10
045609	Rossford Exempted Village	<10

IRN	Public District of Residence	Students
044735	Salem City	<10
048371	Springfield Local	<10
049239	Streetsboro City	<10
049098	Teays Valley Local	<10
045617	Tipp City Exempted Village	<10
050591	Triway Local	<10
048694	Trotwood-Madison City	<10
048744	Valley View Local	<10
045054	West Carrollton City	<10
048884	West Muskingum Local	<10
061903	Adams County Ohio Valley Local	<10
046847	Amanda-Clearcreek Local	<10
047043	Archbold-Area Local	<10
043505	Ashland City	<10
046300	Batavia Local	<10
043653	Brooklyn City	<10
045856	Buckeye Local	<10
043687	Bucyrus City	<10
047829	Centerburg Local	<10
049601	Clay Local	<10
049411	Clear Fork Valley Local	<10
050542	Dalton Local	<10
047688	East Holmes Local	<10
049122	Eastern Local School District	<10
046094	Edgewood City	<10
050625	Edon Northwest Local	<10
050682	Elmwood Local	<10
049775	Fairlawn Local	<10
048157	Firelands Local	<10
046193	Graham Local	<10
047266	Greeneview Local	<10
045823	Hillsdale Local	<10
048322	Jackson-Milton Local	<10
048702	Mad River Local	<10
048850	Maysville Local	<10
047456	McComb Local	<10
044396	Miamisburg City	<10
044479	New Lexington School District	<10

IRN	Public District of Residence	Students
048819	Northmor Local	<10
050575	Northwestern Local	<10
049478	Ontario Local	<10
044610	Orrville City	<10
049379	Ottawa-Glandorf Local	<10
045781	Perry Local	<10
047076	Pettisville Local	<10
047514	Riverdale Local	<10
049213	Rootstown Local	<10
050583	Southeast Local	<10
050658	Stryker Local	<10
048652	Switzerland of Ohio Local	<10
044917	Toronto City	<10
044990	Warren City	<10
049247	Waterloo Local	<10
047696	West Holmes Local	<10
046060	Western Brown Local	<10
049668	Wheelersburg Local	<10
049577	Woodmore Local	<10
049494	Adena Local	<10
045757	Allen East Local	<10
043497	Alliance City	<10
048074	Benjamin Logan Local	<10
049593	Bloom-Vernon Local	<10
049833	Canton Local	<10
046284	Clark-Shawnee Local	<10
043778	Claymont City	<10
045302	Clyde-Green Springs Exempted Village	<10
048140	Columbia Local	<10
046557	Cuyahoga Heights Local	<10
048835	East Muskingum Local	<10
048942	Genoa Area Local	<10
049619	Green Local	<10
050559	Green Local	<10
046235	Greenon Local	<10
048801	Highland Local	<10
047571	Holgate Local	<10
049205	James A Garfield Local	<10

IRN	Public District of Residence	Students
048256	Jefferson Local	<10
050245	LaBrae Local	<10
047589	Liberty Center Local	<10
050203	Lordstown Local	<10
046128	Madison Local	<10
047886	Madison Local	<10
045476	Marysville Exempted Village	<10
044354	Massillon City	<10
048520	Meigs Local	<10
045518	Milton-Union Exempted Village	<10
046136	New Miami Local	<10
050708	North Baltimore Local	<10
049726	Old Fort Local	<10
044628	Painesville City Local	<10
047902	Perry Local	<10
045880	Pymatuning Valley Local	<10
046474	Ridgewood Local	<10
045591	Rittman Exempted Village	<10
046003	Shadyside Local	<10
048363	South Range Local	<10
046276	Southeastern Local	<10
045997	St Clairsville-Richland City	<10
046680	Tri-Village Local	<10
049643	Valley Local	<10
050393	Vinton County Local	<10
044982	Wapakoneta City	<10
045658	Wellington Exempted Village	<10
046367	Williamsburg Local	<10
045112	Wilmington City	<10
045187	Ada Exempted Village	<10
046623	Ansonia Local	<10
046706	Ayersville Local	<10
046425	Beaver Local	<10
047274	Bellbrook-Sugarcreek Local	<10
045211	Bluffton Exempted Village	<10
043703	Campbell City	<10
045278	Carrollton Exempted Village	<10
047258	Cedar Cliff Local	<10

IRN	Public District of Residence	Students
043737	Centerville City	<10
050138	Champion Local	<10
046391	Clinton-Massie Local	<10
043810	Conneaut Area City	<10
045336	Covington Exempted Village	<10
049429	Crestview Local	<10
049189	Crestwood Local	<10
047845	East Knox Local	<10
046037	Eastern Local	<10
043935	Eaton Community City	<10
048413	Elgin Local	<10
046870	Fairfield Union Local	<10
049841	Fairless Local	<10
045369	Fairport Harbor Exempted Village	<10
046045	Fayetteville-Perry Local	<10
046334	Felicity-Franklin Local	<10
049783	Fort Loramie Local	<10
048595	Fort Recovery Local	<10
044008	Franklin City	<10
048843	Franklin Local	<10
045377	Georgetown Exempted Village	<10
044065	Girard City School District	<10
045245	Harrison Hills City	<10
044123	Hillsboro City	<10
044131	Huron City Schools	<10
050286	Indian Valley Local	<10
045872	Jefferson Area Local	<10
048264	Jonathan Alder Local	<10
044172	Kenton City	<10
048165	Keystone Local	<10
050369	Lincolnview Local	<10
045450	Lisbon Exempted Village	<10
044248	Logan-Hocking Local	<10
049874	Louisville City	<10
048330	Lowellville Local	<10
048272	Madison-Plains Local	<10
045831	Mapleton Local	<10
048629	Miami East Local	<10

IRN	Public District of Residence	Students
044404	Middletown City	<10
050633	Millcreek-West Unity Local	<10
050039	Mogadore Local	<10
050740	Mohawk Local	<10
047712	Monroeville Local	<10
044438	Napoleon Area City	<10
045955	New Bremen Local	<10
048710	New Lebanon Local	<10
044495	Niles City	<10
049510	Paint Valley Local	<10
049395	Pandora-Gilboa Local	<10
047597	Patrick Henry Local	<10
049924	Perry Local	<10
048421	Pleasant Local	<10
049460	Plymouth-Shiloh Local	<10
044685	Ravenna City	<10
049940	Sandy Valley Local	<10
049684	Seneca East Local	<10
047738	South Central Local	<10
049221	Southeast Local	<10
049528	Southeastern Local	<10
050237	Southington Local	<10
046243	Tecumseh Local	<10
091397	Tri-County North Local	<10
046201	Triad Local	<10
049296	Twin Valley Community Local	<10
046011	Union Local	<10
046458	United Local	<10
050468	Wayne Local	<10
050252	Weathersfield Local	<10
046219	West Liberty-Salem Local	<10
045674	Yellow Springs Exempted Village	<10

Appendix B. Total Scholarship Deductions by Resident District (FY2018)

IRN	Public District of Residence	Total Payment/Deduction
043752	Cincinnati City	\$3,235,417.08
043786	Cleveland Municipal	\$2,011,014.59
043794	Cleveland Heights-University Heights City	\$1,968,637.06
043802	Columbus City School District	\$1,675,805.84
045161	Youngstown City	\$1,234,566.20
043489	Akron City	\$1,132,752.98
047373	Oak Hills Local	\$1,117,551.25
047365	Northwest Local	\$1,052,775.56
044909	Toledo City	\$965,589.72
043844	Dayton City	\$833,242.15
044636	Parma City	\$833,110.23
046110	Lakota Local	\$635,944.42
046763	Olentangy Local	\$589,252.62
047340	Forest Hills Local	\$552,146.27
045047	Westerville City	\$550,361.25
046961	Gahanna-Jefferson City	\$546,127.13
047019	Hilliard City	\$527,903.07
044792	South Euclid-Lyndhurst City	\$471,272.51
044297	Mansfield City	\$456,407.94
043554	Beachwood City	\$454,215.87
044222	Lima City	\$425,499.89
044800	South-Western City	\$420,063.03
044081	Winton Woods City	\$406,162.81
043943	Elyria City Schools	\$396,632.82
047027	Dublin City	\$392,589.22
045104	Willoughby-Eastlake City	\$388,492.09
043513	Ashtabula Area City	\$386,418.91
048728	Northmont City	\$377,262.85
044784	Sidney City	\$353,513.06
043950	Euclid City	\$349,779.75
044453	Newark City	\$337,458.51
044891	Tiffin City	\$335,898.05
044545	North Royalton City	\$326,884.39
047381	Southwest Local	\$325,866.27
045500	Milford Exempted Village	\$319,711.45
044750	Shaker Heights City	\$311,657.76

IRN	Public District of Residence	Total Payment/Deduction
045138	Worthington City	\$307,050.60
046102	Fairfield City	\$302,348.68
044669	Portsmouth City	\$300,532.56
045062	Westlake City	\$300,310.11
044107	Hamilton City	\$298,632.94
044818	Springfield City School District	\$295,135.00
045641	Wauseon Exempted Village	\$288,000.00
044867	Sycamore Community City	\$279,949.30
044644	Piqua City	\$277,559.07
043877	Delaware City	\$271,221.80
049650	Washington-Nile Local	\$268,003.05
043638	Bowling Green City School District	\$258,822.91
044537	North Ridgeville City	\$255,165.50
046359	West Clermont Local	\$253,850.20
044263	Lorain City	\$252,710.43
047225	West Geauga Local	\$246,487.61
048348	Poland Local	\$244,927.68
048306	Boardman Local	\$241,216.09
044875	Sylvania Schools	\$240,683.46
044842	Strongsville City	\$240,369.38
045492	Mentor Exempted Village	\$240,342.40
047191	Kenston Local	\$237,726.96
046995	New Albany-Plain Local	\$236,814.25
047803	Indian Creek Local	\$235,683.44
047399	Three Rivers Local	\$230,400.58
045773	Elida Local	\$225,725.38
044198	Lakewood City	\$224,402.54
046581	Orange City	\$223,130.11
047241	Beavercreek City	\$222,176.55
044743	Sandusky City	\$221,222.05
045583	Perrysburg Exempted Village	\$220,020.34
048496	Highland Local	\$219,928.19
044370	Mayfield City	\$216,787.18
043612	Berea City	\$199,779.49
048207	Anthony Wayne Local	\$199,201.33
044271	Loveland City	\$199,141.08
044677	Princeton City	\$199,069.53
043836	Cuyahoga Falls City	\$198,927.57

IRN	Public District of Residence	Total Payment/Deduction
044388	Medina City SD	\$194,268.52
050021	Hudson City	\$193,562.41
046607	Solon City	\$192,267.75
043646	Brecksville-Broadview Heights City	\$190,981.60
044933	Upper Arlington City	\$190,946.19
050047	Nordonia Hills City	\$184,265.56
048314	Canfield Local	\$183,237.09
050013	Green Local	\$181,155.16
047894	Riverside Local	\$180,471.93
048223	Springfield Local	\$178,326.71
049437	Lexington Local	\$176,372.13
044719	St Bernard-Elmwood Place City	\$174,271.05
045286	Chagrin Falls Exempted Village	\$166,506.89
044925	Troy City	\$162,858.58
048298	Austintown Local Schools	\$160,696.43
050450	Mason City	\$160,628.14
043869	Defiance City	\$155,846.51
050062	Springfield Local	\$155,760.89
049932	Plain Local	\$149,118.18
047332	Finneytown Local	\$145,255.03
045393	Granville Exempted Village	\$142,855.00
048041	Southwest Licking Local	\$139,820.38
044974	Wadsworth City	\$139,067.43
045088	Wickliffe City	\$138,706.62
044412	Mt Healthy City	\$138,638.86
045021	Wellston City	\$136,489.61
044016	Fremont City	\$133,634.28
044776	Shelby City	\$132,303.03
047183	Chardon Local	\$131,463.81
045120	Wooster City	\$129,688.73
049866	Lake Local	\$129,168.05
047993	Lakewood Local	\$126,470.61
044206	Lancaster City	\$125,877.05
048231	Washington Local	\$123,632.27
045344	Crestline Exempted Village	\$122,049.04
043885	Delphos City	\$120,062.85
043992	Fostoria City	\$119,775.80
044156	Jackson City	\$119,743.43

IRN	Public District of Residence	Total Payment/Deduction
046896	Pickerington Local	\$119,008.46
045799	Shawnee Local	\$118,962.99
044214	Lebanon City	\$116,253.50
050070	Twinsburg City	\$115,676.30
044826	Steubenville City	\$113,254.24
044578	Norwood City	\$113,205.40
046755	Buckeye Valley Local	\$113,104.59
043711	Canton City	\$112,968.33
043620	Bexley City	\$112,262.00
048124	Avon Lake City	\$110,826.81
048033	Northridge Local	\$110,562.48
047878	Kirtland Local	\$106,776.03
044289	Madeira City	\$104,892.80
045153	Xenia Community City	\$104,470.86
044040	Garfield Heights City Schools	\$103,343.30
049536	Union-Scioto Local	\$103,040.06
044883	Tallmadge City	\$102,419.47
049999	Coventry Local	\$101,595.81
049981	Copley-Fairlawn City	\$101,588.95
044602	Oregon City	\$100,569.75
043547	Bay Village City	\$100,409.47
046342	Goshen Local	\$98,832.47
048116	Avon Local	\$97,358.39
043984	Findlay City	\$96,555.50
044701	Rocky River City	\$95,550.50
046979	Groveport Madison Local	\$94,186.90
044503	North Canton City	\$93,926.38
049882	Marlington Local	\$93,561.70
049197	Field Local	\$92,564.18
050005	Manchester Local	\$92,516.99
048025	North Fork Local	\$92,449.59
049791	Hardin-Houston Local	\$91,547.41
044859	Struthers City	\$91,338.68
044024	Galion City	\$91,277.26
050443	Little Miami Local	\$91,067.30
050054	Revere Local	\$90,610.00
045435	Indian Hill Exempted Village	\$88,315.41
045179	Zanesville City	\$87,586.48

IRN	Public District of Residence	Total Payment/Deduction
046326	Clermont Northeastern Local	\$87,462.97
043729	Celina City	\$86,930.20
045559	New Richmond Exempted Village	\$86,664.66
047050	Evergreen Local	\$86,237.66
044552	Norton City	\$85,140.19
044834	Stow-Munroe Falls City School District	\$83,982.34
046748	Big Walnut Local	\$83,828.98
043968	Fairborn City	\$83,284.25
048009	Licking Heights Local	\$82,794.10
043851	Deer Park Community City	\$82,686.00
049858	Jackson Local	\$81,796.81
048926	Benton Carroll Salem Local	\$81,162.57
049544	Zane Trace Local	\$79,770.01
043562	Bedford City	\$79,573.86
048173	Midview Local	\$79,124.71
046722	Northeastern Local	\$78,852.34
049635	Northwest Local	\$78,309.95
044941	Urbana City	\$76,867.45
046573	Olmsted Falls City	\$76,062.78
044180	Kettering City School District	\$75,692.65
044099	Greenville City	\$74,934.33
044651	Port Clinton City	\$73,856.63
047787	Buckeye Local	\$73,596.07
046250	Northeastern Local	\$73,124.90
046813	Perkins Local	\$73,081.95
044693	Reading Community City	\$72,884.95
046946	Canal Winchester Local	\$71,989.55
049452	Madison Local	\$71,690.78
047795	Edison Local	\$71,524.91
050567	Norwayne Local	\$70,776.39
050658	Stryker Local	\$70,200.00
045005	Warrensville Heights City	\$70,104.90
049171	Aurora City	\$69,211.00
043539	Barberton City	\$68,672.55
050724	Otsego Local	\$68,077.89
044958	Vandalia-Butler City	\$66,870.60
045146	Wyoming City	\$66,558.80
045260	Carey Exempted Village Schools	\$65,399.22

IRN	Public District of Residence	Total Payment/Deduction
046821	Vermilion Local	\$64,967.13
043745	Chillicothe City	\$63,800.30
047043	Archbold-Area Local	\$63,522.00
050435	Kings Local	\$62,228.50
044057	Geneva Area City	\$61,578.35
044362	Maumee City	\$61,433.48
043596	Bellevue City	\$61,125.50
045765	Bath Local	\$60,693.51
044305	Maple Heights City	\$60,087.56
049379	Ottawa-Glandorf Local	\$60,013.00
048876	Tri-Valley Local	\$59,790.58
045195	Amherst Exempted Village	\$59,783.95
045625	Upper Sandusky Exempted Village	\$59,220.80
045427	Hubbard Exempted Village	\$58,911.00
045096	Willard City	\$58,556.22
044511	North College Hill City	\$58,088.00
048488	Cloverleaf Local	\$57,658.20
046805	Margaretta Local	\$57,604.95
048470	Buckeye Local	\$57,243.08
046300	Batavia Local	\$56,643.29
044917	Toronto City	\$56,617.00
044347	Martins Ferry City	\$56,094.82
046565	Independence Local	\$55,428.11
049908	Northwest Local	\$55,396.59
050591	Triway Local	\$55,378.05
047076	Pettisville Local	\$54,990.00
049627	Minford Local	\$53,838.00
047084	Pike-Delta-York Local	\$53,529.20
046144	Ross Local	\$53,489.53
048702	Mad River Local	\$52,647.00
045328	Columbiana Exempted Village	\$52,336.39
048686	Jefferson Township Local	\$52,178.00
044164	Kent City	\$51,800.99
047167	Berkshire Local	\$51,220.18
045070	Whitehall City	\$51,060.64
044115	Heath City	\$50,397.25
049973	Woodridge Local	\$49,907.03
048462	Black River Local	\$49,247.94

IRN	Public District of Residence	Total Payment/Deduction
048751	Huber Heights City	\$48,871.46
045575	Paulding Exempted Village	\$48,755.90
047217	Newbury Local	\$48,414.17
043679	Bryan City	\$47,979.10
049700	Hopewell-Loudon Local	\$47,030.00
047589	Liberty Center Local	\$46,800.00
049601	Clay Local	\$46,377.20
049668	Wheelersburg Local	\$46,341.95
048389	West Branch Local	\$46,062.40
048322	Jackson-Milton Local	\$45,850.80
047175	Cardinal Local	\$45,777.93
044420	Mount Vernon City	\$45,771.72
043901	East Cleveland City School District	\$45,250.58
045567	Newton Falls Exempted Village	\$45,067.50
047688	East Holmes Local	\$44,984.00
047092	Swanton Local	\$44,858.59
047001	Reynoldsburg City	\$44,595.00
046953	Hamilton Local	\$43,811.95
049247	Waterloo Local	\$42,647.12
049577	Woodmore Local	\$42,350.90
047514	Riverdale Local	\$42,348.10
046193	Graham Local	\$42,062.50
049056	Northern Local	\$41,708.90
043661	Brunswick City	\$41,407.66
049080	Logan Elm Local	\$41,328.92
045617	Tipp City Exempted Village	\$41,249.25
046151	Talawanda City	\$40,979.00
061903	Adams County Ohio Valley Local	\$40,072.40
049098	Teays Valley Local	\$40,060.00
043976	Fairview Park City	\$39,560.00
046508	Buckeye Central Local	\$39,166.26
045856	Buckeye Local	\$39,129.00
045534	Mount Gilead Exempted Village	\$38,702.77
050674	Eastwood Local	\$38,689.70
050328	Fairbanks Local	\$38,433.95
043760	Circleville City	\$37,949.75
048884	West Muskingum Local	\$37,899.14
048744	Valley View Local	\$37,753.64

IRN	Public District of Residence	Total Payment/Deduction
047985	Johnstown-Monroe Local	\$37,727.55
044735	Salem City	\$37,537.11
048371	Springfield Local	\$37,345.90
048256	Jefferson Local	\$37,014.00
050575	Northwestern Local	\$36,626.54
048017	Licking Valley Local	\$36,434.29
044529	North Olmsted City	\$35,772.00
050534	Chippewa Local	\$35,686.12
044560	Norwalk City	\$35,615.68
044313	Mariemont City	\$35,574.65
046599	Richmond Heights Local	\$35,426.66
139303	Monroe Local	\$35,390.00
044610	Orrville City	\$34,580.28
044768	Sheffield-Sheffield Lake City	\$34,318.03
048694	Trotwood-Madison City	\$33,700.55
048611	Bethel Local	\$32,742.51
045609	Rossford Exempted Village	\$32,665.23
049593	Bloom-Vernon Local	\$32,464.58
047415	Arcadia Local	\$31,947.04
047886	Madison Local	\$31,738.00
050195	Liberty Local	\$30,852.36
044396	Miamisburg City	\$30,045.00
045054	West Carrollton City	\$29,336.65
050625	Edon Northwest Local	\$29,153.75
050542	Dalton Local	\$28,860.93
047829	Centerburg Local	\$28,512.66
045781	Perry Local	\$28,055.70
046078	Ripley-Union-Lewis-Huntington Local	\$28,042.00
049411	Clear Fork Valley Local	\$28,029.85
047696	West Holmes Local	\$27,496.75
049122	Eastern Local School District	\$27,141.25
048413	Elgin Local	\$27,000.00
045377	Georgetown Exempted Village	\$27,000.00
050252	Weathersfield Local	\$27,000.00
046284	Clark-Shawnee Local	\$26,745.90
050682	Elmwood Local	\$26,617.00
048850	Maysville Local	\$26,177.55
050427	Springboro Community City	\$26,133.02

IRN	Public District of Residence	Total Payment/Deduction
043505	Ashland City	\$25,900.90
044990	Warren City	\$25,875.23
048652	Switzerland of Ohio Local	\$25,838.70
046862	Bloom-Carroll Local	\$25,800.85
045658	Wellington Exempted Village	\$25,693.00
049213	Rootstown Local	\$25,395.00
046847	Amanda-Clearcreek Local	\$25,347.59
046482	River View Local	\$25,081.25
046888	Liberty Union-Thurston Local	\$24,679.20
050583	Southeast Local	\$24,628.65
047266	Greeneview Local	\$24,585.55
049478	Ontario Local	\$24,406.38
048157	Firelands Local	\$24,108.97
048835	East Muskingum Local	\$23,870.56
049775	Fairlawn Local	\$23,718.30
046060	Western Brown Local	\$23,623.06
045187	Ada Exempted Village	\$23,400.00
047258	Cedar Cliff Local	\$23,400.00
050286	Indian Valley Local	\$23,400.00
050633	Millcreek-West Unity Local	\$23,400.00
044438	Napoleon Area City	\$23,400.00
047597	Patrick Henry Local	\$23,400.00
046854	Berne Union Local	\$22,907.80
050559	Green Local	\$22,255.97
047712	Monroeville Local	\$21,867.50
047456	McComb Local	\$21,779.80
044479	New Lexington School District	\$21,691.66
050708	North Baltimore Local	\$21,573.00
043687	Bucyrus City	\$21,031.50
049429	Crestview Local	\$21,030.00
049643	Valley Local	\$20,532.50
046045	Fayetteville-Perry Local	\$20,192.52
049494	Adena Local	\$20,030.00
043778	Claymont City	\$20,030.00
048942	Genoa Area Local	\$20,030.00
046235	Greenon Local	\$20,030.00
045518	Milton-Union Exempted Village	\$20,030.00
046136	New Miami Local	\$20,030.00

IRN	Public District of Residence	Total Payment/Deduction
049726	Old Fort Local	\$20,030.00
045880	Pymatuning Valley Local	\$20,030.00
048363	South Range Local	\$20,030.00
050393	Vinton County Local	\$20,030.00
046003	Shadyside Local	\$19,980.00
046276	Southeastern Local	\$19,571.90
049239	Streetsboro City	\$19,391.80
047571	Holgate Local	\$19,264.00
043653	Brooklyn City	\$19,108.75
048801	Highland Local	\$19,087.20
049833	Canton Local	\$18,928.35
046623	Ansonia Local	\$18,803.75
049353	Leipsic Local	\$18,323.43
048793	Cardington-Lincoln Local	\$17,794.58
046680	Tri-Village Local	\$17,603.00
049619	Green Local	\$17,595.04
046367	Williamsburg Local	\$17,546.00
044982	Wapakoneta City	\$17,523.35
045591	Rittman Exempted Village	\$16,725.05
048819	Northmor Local	\$16,678.12
045302	Clyde-Green Springs Exempted Village	\$16,628.23
046094	Edgewood City	\$16,470.73
046557	Cuyahoga Heights Local	\$16,320.45
047902	Perry Local	\$16,285.00
045211	Bluffton Exempted Village	\$15,632.00
046037	Eastern Local	\$15,632.00
046474	Ridgewood Local	\$15,599.00
045757	Allen East Local	\$15,485.38
044628	Painesville City Local	\$15,149.50
045997	St Clairsville-Richland City	\$13,837.78
044172	Kenton City	\$13,756.16
048074	Benjamin Logan Local	\$13,447.00
048520	Meigs Local	\$13,319.90
045476	Marysville Exempted Village	\$12,925.00
044354	Massillon City	\$12,600.26
049205	James A Garfield Local	\$12,070.85
043497	Alliance City	\$11,717.55
050245	LaBrae Local	\$11,450.00

IRN	Public District of Residence	Total Payment/Deduction
046128	Madison Local	\$11,364.85
050203	Lordstown Local	\$10,922.33
050039	Mogadore Local	\$10,661.50
049031	Wayne Trace Local	\$10,112.01
046425	Beaver Local	\$10,015.00
044065	Girard City School District	\$10,015.00
050138	Champion Local	\$10,015.00
043810	Conneaut Area City	\$10,015.00
046334	Felicity-Franklin Local	\$10,015.00
048595	Fort Recovery Local	\$10,015.00
045872	Jefferson Area Local	\$10,015.00
044248	Logan-Hocking Local	\$10,015.00
048272	Madison-Plains Local	\$10,015.00
048629	Miami East Local	\$10,015.00
044404	Middletown City	\$10,015.00
050740	Mohawk Local	\$10,015.00
045955	New Bremen Local	\$10,015.00
044495	Niles City	\$10,015.00
049395	Pandora-Gilboa Local	\$10,015.00
048421	Pleasant Local	\$10,015.00
049684	Seneca East Local	\$10,015.00
049221	Southeast Local	\$10,015.00
049528	Southeastern Local	\$10,015.00
046201	Triad Local	\$10,015.00
046458	United Local	\$10,015.00
046219	West Liberty-Salem Local	\$10,015.00
045674	Yellow Springs Exempted Village	\$10,015.00
049940	Sandy Valley Local	\$10,014.75
049510	Paint Valley Local	\$10,005.00
046391	Clinton-Massie Local	\$9,968.75
048710	New Lebanon Local	\$9,965.00
044131	Huron City Schools	\$9,851.00
045450	Lisbon Exempted Village	\$9,814.12
047274	Bellbrook-Sugarcreek Local	\$9,728.84
045245	Harrison Hills City	\$9,603.08
049924	Perry Local	\$9,521.60
049841	Fairless Local	\$9,441.70
044008	Franklin City	\$9,322.65

IRN	Public District of Residence	Total Payment/Deduction
048843	Franklin Local	\$9,169.12
046870	Fairfield Union Local	\$9,104.50
043935	Eaton Community City	\$8,712.50
044123	Hillsboro City	\$8,190.00
045369	Fairport Harbor Exempted Village	\$8,112.15
091397	Tri-County North Local	\$7,588.00
045278	Carrollton Exempted Village	\$7,565.00
045823	Hillsdale Local	\$7,243.01
048264	Jonathan Alder Local	\$7,210.80
049460	Plymouth-Shiloh Local	\$7,210.80
043703	Campbell City	\$7,010.50
045112	Wilmington City	\$6,866.85
045831	Mapleton Local	\$6,810.20
045336	Covington Exempted Village	\$6,753.00
049296	Twin Valley Community Local	\$6,640.00
050369	Lincolnview Local	\$6,492.24
047845	East Knox Local	\$5,553.40
046243	Tecumseh Local	\$5,007.50
050237	Southington Local	\$4,684.25
050468	Wayne Local	\$3,947.70
049189	Crestwood Local	\$3,597.45
048140	Columbia Local	\$3,351.12
047738	South Central Local	\$3,278.67
046011	Union Local	\$3,150.00
043737	Centerville City	\$3,043.95
049783	Fort Loramie Local	\$2,971.95
048165	Keystone Local	\$2,909.50
049874	Louisville City	\$2,250.00
046706	Ayersville Local	\$2,130.82
048330	Lowellville Local	\$652.50
044685	Ravenna City	\$260.00

Appendix C. Number of Scholarship Students by Provider (FY2018)

IRN	Provider	Number of Students
012871	PSI Associates/Affiliates	203
088070	Marburn Academy	202
009270	Lawrence School-Upper School Campus	176
067603	Springer School & Center	155
013050	A+ Solutions	109
053983	Cleveland Central Catholic	90
011431	Academic Tutoring, LLC	79
069914	Lawrence School	79
068403	Valley Christian School	78
053546	St Edward	74
055087	St Ignatius Loyola	71
064915	Lake Center Christian School	65
010592	Tree of Knowledge Learning Centers	62
053454	Purcell-Marian	61
053140	Lasalle	60
010525	North Coast Tutoring Services	60
012537	Schaefer Education Solutions	59
052878	Chaminade-Julienne	57
053058	Hebrew Academy Of Cleveland	57
052647	Stephen T Badin	57
015696	ACLD School	56
010582	S.U.P.E.R. Learning Center's Faith Christian Academy	51
012974	The Center for Autism and Dyslexia	51
053488	Roger Bacon	49
052787	Cardinal Mooney	48
053637	Saint John School	47
052803	Carroll	45
056911	Julie Billiard	45
015331	Portsmouth Stem Academy	44
053850	St Vincent St Mary	43
016433	Highland Community Learning Center	42
013911	McKeon Education Group, Inc.	42
016680	New Horizons Academy at Sara's Garden	42
054577	Our Lady Of Victory	42
052779	Calvert Catholic Schools	40
012680	Western Reserve Speech and Language Partners-Geauga, LLC	40
053751	Sandusky Central Catholic School	39

IRN	Provider	Number of Students
014635	Tri-County Intervention and Tutoring Services, LLC	39
057299	St Jude	38
053835	St Ursula Academy	38
010507	Learning Spectrum, LTD	36
014110	Spectrum Resource Center and School	36
053587	St Francis De Sales	35
053785	St Peter High School and Junior High School	35
052720	Bishop Watterson	34
056770	St Columbkille	33
055913	St Adalbert	32
057778	St Andrew	32
124883	St Brigid Of Kildare	32
058677	Our Lady Of Perpetual Help	31
056713	St Albert The Great	31
112490	Nightingale Montessori Inc	30
057018	St Francis De Sales	30
011716	Sylvan Learning Center - Lucas County	30
053884	Seton	29
053686	Bishop Hoffman Catholic, St Joseph Central Catholic HS	28
057521	Sacred Heart Of Jesus	28
054908	St Cecilia	28
058065	St Matthew	28
055657	St William	28
093757	Fuchs Mizrahi Of Cleveland	27
054346	Holy Angels	27
016954	My Place To Be	27
054015	St John's Jesuit	27
053660	Villa Angela-St Joseph	26
054437	Immaculate Heart Of Mary	25
054809	John Paul II Catholic School	25
115535	Kingsway Christian	25
053439	Padua Franciscan	25
065730	Ratner School, The	25
057836	St Brendan	25
055145	St John The Baptist	25
058016	St Mary	25
012975	The Center for Autism and Dyslexia Findlay	25
013891	Jon R. Lindsey	24
122465	Nicholas School	24
134619	Emmanuel Christian Academy	23

IRN	Provider	Number of Students
053272	Mercy McAuley High School	23
057216	Notre Dame School	23
055244	St Louis	23
015340	LearningRx Akron/Bath dba Buie Cognitive Development	22
054957	St Clement	22
053595	St Francis De Sales School	22
055103	St James	22
053801	St Rita School for the Deaf	22
052795	Cardinal Stritch Catholic High School & Academy	21
059964	Holy Family	21
010498	KidsLink Neurobehavioral Center	21
067447	Mercy Montessori Center	21
057844	St Catharine	21
015187	The Disability Resource Network, Inc.	21
013886	Acacia Center	20
056390	Academy of St Adalbert	20
125278	Heartland Christian School	20
015059	Out of the Box Behavioral Solutions LLC	19
058875	St Charles	19
012822	The Galvin Therapy Center/Barrie G. Galvin, OTR/L & Associat	19
052969	Elyria Catholic	18
010497	Kid Power Therapy Services, Inc.	18
053082	Lehman High School	18
050575	Northwestern Local	18
053363	Notre Dame Jr/Sr	18
013095	Powers Educational Services	18
015339	Skyward Academy	18
058768	St Aloysius	18
013053	Total Education Solutions	18
125310	Troy Christian High School	18
057695	Our Lady Of Perpetual Help	17
057034	St Hilary	17
015184	The Learning Spectrum Newark	17
052662	Benedictine	16
092247	Gilead Christian	16
119313	Gloria Dei Montessori	16
053371	Notre Dame-Cathedral Latin	16
014465	S.M.I.L.E.S. Integrative Therapy Services, LLC	16
053645	St John Elementary and High School	16
055178	St Joseph	16

IRN	Provider	Number of Students
059451	St Rose	16
012672	Bair Herman Enterprise, Inc., dba EJ Therapy Services	15
013316	Flourish Integrated Therapy, LLC	15
009467	Genoa Christian Academy	15
015152	Langsford Learning Acceleration Centers - West Chester	15
012519	Nicole Gerami, LLC	15
053876	St Xavier	15
012916	Brain Balance Achievement Center	14
132928	Christian Life Academy	14
058552	Immaculate Conception	14
010505	LLA Therapy - Akron	14
011576	Ross County Christian Academy	14
056754	Saint Bridget of Kildare School	14
056051	St Ignatius	14
089409	Welsh Hills School	14
052654	Beaumont School	13
058305	Bishop John King Mussio Central Elementary - Rosemont Campus	13
012346	Columbus Therapy Associates, LLC	13
011928	F.I.T. (Friendship In Team)	13
096719	Harvest Preparatory School	13
058560	Immaculate Conception	13
010483	Jay Berk PhD / Perspectives Academy	13
067546	Legacy Christian Academy	13
057539	Mater Dei Academy	13
012129	Skyward Learning Services	13
058396	St Mary Central	13
059378	St Peter	13
058131	Sts Peter And Paul	13
014281	Terri's Teaching and Tutoring	13
010586	The Center for Lifeskills	13
138073	The Good Shepherd Catholic Montessori	13
010187	Bishop John King Mussio Central Junior High School	12
058487	Blessed Sacrament	12
143008	Bowling Green Christian Acdmy	12
113522	Christian Academy Schools	12
070789	Discovery	12
058040	Notre Dame	12
095166	Polaris Christian Academy	12
053611	St Joan Of Arc	12

IRN	Provider	Number of Students
057992	Bishop Flaget	11
013317	Capital Therapy Services	11
052837	Catholic Central	11
010426	Cincinnati Center for Improved Communication, Inc.	11
132530	Emmanuel Christian School	11
059246	Holy Trinity, Assumption	11
112508	Montessori School of Bowling Green	11
010537	Peak Potential Therapy	11
013063	SEGULA	11
059089	St Joseph	11
015334	Cincinnati Therapy Connections LLC	10
110973	Cleveland Sight Center	10
134460	Cornerstone Community	10
067629	Mansfield Christian School	10
016754	Melissa Sweeny	10
015226	Navigating Autism	10
058685	Regina Coeli	10
055152	St Nicholas Academy	10
057109	St Vincent De Paul	10
012345	Aaris Therapy Group, Inc.	<10
015134	Beyond Words: Music and Dance Center	<10
120675	Central Montessori Academy	<10
014781	Columbus Tutoring Services, LLC	<10
123109	Decolores Montessori School	<10
013084	Huntington Learning Center	<10
054411	Immaculate Conception	<10
054429	Immaculate Conception	<10
010503	Langsford Learning Acceleration Centers - Blue Ash	<10
053165	Lima Central Catholic	<10
053215	Magnificat	<10
089979	Medina Christian Academy	<10
134528	New Hope Christian Academy	<10
016445	Rita Cevasco & Associates	<10
058727	Sacred Heart	<10
058859	St Boniface	<10
055434	St Patrick	<10
059337	St Patrick	<10
008071	Temple Christian School	<10
016839	The Music Settlement	<10
095711	Akiva Academy	<10

IRN	Provider	Number of Students
010407	Applied Behavioral Services	<10
013234	Brain Balance Achievement Center - Canton	<10
134387	Central College Christian Academy	<10
059014	Divine Mercy School	<10
015442	New Spring Special Education Services, LLC	<10
054544	Our Lady Of Rosary	<10
059055	St Joseph	<10
059071	St Joseph	<10
058628	St Mary	<10
055418	St Michael	<10
090233	Troy Christian Elementary School	<10
010602	Vision Development Team	<10
016459	A Perfect Fit	<10
015608	Acacia Center, Inc	<10
058909	All Saints Catholic	<10
054239	Ascension	<10
012900	Crossroads Christian Academy	<10
065003	Heritage Christian	<10
110411	Jefferson County Christian	<10
016712	Julie Billiard School of St. Sebastian Parish	<10
010531	Northrup and Associates	<10
055368	Piqua Catholic Elementary	<10
015085	Rising Star Learning Center	<10
057810	St Bernadette	<10
055400	St Michael Consolidated	<10
081851	Toledo Christian	<10
052670	Wm V Fisher Catholic	<10
010521	ABA Outreach Services	<10
048462	Black River Local	<10
010414	Building Blocks to a Brighter Future, LLC	<10
096974	Canton Montessori	<10
012839	Cleveland Clinic Children's Hospital for Rehabilitation	<10
012365	Club Z! In-Home Tutoring Service - Akron	<10
016033	Ms. Donna's Adaptive Learning Center	<10
014004	Musical Fingers, LLC	<10
132878	Potential Development/Autism	<10
058941	St Gerard	<10
059196	St Mary	<10
056721	St Mary Of The Falls	<10
011715	Sylvan Learning Center - Defiance County	<10

IRN	Provider	Number of Students
015154	Therapy and Wellness Connection	<10
134429	Toledo Islamic Academy	<10
013207	Applied Behavioral Services Dayton	<10
015012	Applied Behavioral Services West Chester	<10
060582	Celeryville Christian	<10
013799	Haugland Learning Center LLC	<10
014157	Haugland Learning Center-Dublin	<10
016779	Huntington Learning Center	<10
057661	Immaculate Conception	<10
015678	Judit Kiss	<10
096347	Linden Grove School	<10
053769	Norwalk Catholic School	<10
132621	Ohio Valley Voices	<10
011517	Sensational Kids Daycare & Learning Center, LLC	<10
016755	Springfield Tutoring Academy	<10
056812	St Dominic	<10
055012	St Francis Seraph	<10
058933	St Francis Xavier	<10
060392	St John Lutheran	<10
058024	St Mary	<10
015489	The Golden Key Center for Exceptional Children	<10
015212	ADHD CoachConnect LLC	<10
014875	Blue Horizon Consulting, LLC	<10
015150	Cincinnati Center for Improved Communication, Inc.	<10
120865	Emmanuel Christian Academy	<10
014433	Harrison Center for Children	<10
059022	Holy Cross Catholic School of Defiance	<10
017028	Jennifer Rigney-Carroll	<10
010527	Music Therapy Services	<10
050567	Norwayne Local	<10
058651	Our Lady Of Consolation	<10
093039	South Suburban Montessori	<10
058321	St John	<10
053652	St John Central	<10
059204	St Mary Catholic School	<10
068056	St Veronica	<10
055632	St Vincent Ferrer	<10
053868	St Wendelin Catholic School	<10
013237	The Fleming Learning Center, LLC	<10
014653	The Nest	<10

IRN	Provider	Number of Students
013275	Wood County Hospital: Ready Program	<10
110031	Wooster Christian	<10
009967	ACLD Learning Center	<10
016942	Bridgeway Academy Secondary School	<10
070409	Cincinnati Christian Schools	<10
062620	Columbus Torah Academy	<10
011317	Education Alternative-Cuyahoga Falls	<10
014017	Home Tutoring Solutions	<10
013620	Lianne Russell	<10
053314	Mother Of Mercy High School	<10
011946	New Dimensions, Inc.	<10
055046	St Gertrude	<10
055228	St Lawrence	<10
059287	St Mary	<10
011714	Sylvan Learning Center - Allen County	<10
012130	Sylvan Learning Center - Hancock County	<10
013068	Sylvan Learning Center - Putnam County	<10
011717	Sylvan Learning Center - Wood County	<10
010593	Triangle Therapy Services, LLC	<10
015119	Bross Center for Learning and Achievement	<10
015110	Christina M. Guisbert PT for Kids, LLC	<10
010500	Climbing Ladders Speech-Language Therapy	<10
012390	Cornerstone Speech Therapy, LLC	<10
132456	Hanna Perkins	<10
057232	Immaculate Heart Of Mary	<10
015447	Lisa Tiberi-Ruth	<10
010519	Miami Valley Tutoring Services, Ltd.	<10
084202	Middletown Christian	<10
015330	Patricia L. Closson	<10
010539	Pediatric Therapy Partners, LLC	<10
058842	St Bernard	<10
058404	St Mary	<10
014652	The Groovy Garfoose, LLC	<10
010553	Therapy in Motion, LLC	<10
016473	Above All Therapy	<10
015121	Advanced Therapy Solutions LLC	<10
015439	Catapult Learning	<10
011990	Cleveland Hearing & Speech Center	<10
011603	Colleen C. Hunter, Speech Language Pathologist	<10
068205	Delaware Christian	<10

IRN	Provider	Number of Students
015493	Education Alternative-Ravenna	<10
011314	Education Alternative-Willoughby	<10
010464	Fun 2 Be Me Developmental Therapy	<10
015557	Haugland Learning Center Lancaster	<10
010471	Helping Hands Center dba Bridgeway Academy	<10
016744	Hopeless to Hopeful Advocacy, LLC	<10
016777	Huntington Learning Center dba Albert Groen LLC	<10
013330	Laura Faye Clubok	<10
012677	Learning Advantage Services, LLC	<10
011929	Sara's Garden	<10
015053	Skyward New Hope	<10
012371	Specialized Speech Technologies, Inc.	<10
060095	St James	<10
057901	St James The Less	<10
057919	St John	<10
013228	Stefanie Peck, M.A. CCC-SLP	<10
016439	Tessa Bobst	<10
064931	The Childrens Home of Cincinnati	<10
010780	The Golden Key Center for Exceptional Children	<10
016027	Understanding Speech	<10
010596	United Cerebral Palsy Association of Greater Cleveland, inc.	<10

Appendix D. Federal Aid (IDEA Part B) Allocation by Resident District (FY2018)

IRN	District	Federal Aid Amount
045187	Ada Exempted Village	\$155,576
061903	Adams County Ohio Valley Local	\$893,305
049494	Adena Local	\$242,490
043489	Akron City	\$5,775,537
045906	Alexander Local	\$364,639
045757	Allen East Local	\$209,766
043497	Alliance City	\$723,106
046847	Amanda-Clearcreek Local	\$280,103
045195	Amherst Exempted Village	\$730,183
049759	Anna Local	\$197,076
046623	Ansonia Local	\$154,903
048207	Anthony Wayne Local	\$801,445
048991	Antwerp Local	\$144,960
047415	Arcadia Local	\$113,938

IRN	District	Federal Aid Amount
046631	Arcanum-Butler Local	\$208,465
047043	Archbold-Area Local	\$227,853
047423	Arlington Local	\$115,430
043505	Ashland City	\$733,437
043513	Ashtabula Area City	\$1,034,672
043521	Athens City	\$530,388
049171	Aurora City	\$471,362
048298	Austintown Local Schools	\$1,011,313
048124	Avon Lake City	\$652,709
048116	Avon Local	\$730,549
046706	Ayersville Local	\$145,653
043539	Barberton City	\$955,978
045203	Barnesville Exempted Village	\$305,089
046300	Batavia Local	\$398,813
045765	Bath Local	\$354,945
043547	Bay Village City	\$558,155
043554	Beachwood City	\$394,843
046425	Beaver Local	\$373,675
047241	Beavercreek City	\$1,454,022
043562	Bedford City	\$767,788
043570	Bellaire Local	\$361,777
047274	Bellbrook-Sugarcreek Local	\$474,028
043588	Bellefontaine City	\$542,573
043596	Bellevue City	\$466,849
043604	Belpre City	\$231,173
048074	Benjamin Logan Local	\$326,373
048926	Benton Carroll Salem Local	\$390,661
043612	Berea City	\$1,563,701
047167	Berkshire Local	\$280,946
046854	Berne Union Local	\$178,232
048611	Bethel Local	\$191,904
046318	Bethel-Tate Local	\$321,028
043620	Bexley City	\$551,100
046748	Big Walnut Local	\$652,824
048462	Black River Local	\$227,711
046383	Blanchester Local	\$312,848
046862	Bloom-Carroll Local	\$316,829
050096	Bloomfield-Mespo Local	\$72,475
049593	Bloom-Vernon Local	\$201,033
045211	Bluffton Exempted Village	\$209,367

IRN	District	Federal Aid Amount
048306	Boardman Local	\$854,362
049767	Botkins Local	\$112,717
043638	Bowling Green City School District	\$725,078
045229	Bradford Exempted Village	\$134,476
043646	Brecksville-Broadview Heights City	\$742,633
045237	Bridgeport Exempted Village	\$220,310
047613	Bright Local	\$151,700
050112	Bristol Local	\$140,465
050120	Brookfield Local	\$249,241
043653	Brooklyn City	\$329,643
048678	Brookville Local	\$298,960
046177	Brown Local	\$156,318
043661	Brunswick City	\$1,489,391
043679	Bryan City	\$408,969
046508	Buckeye Central Local	\$140,581
047787	Buckeye Local	\$476,330
048470	Buckeye Local	\$421,894
045856	Buckeye Local	\$335,369
046755	Buckeye Valley Local	\$460,081
043687	Bucyrus City	\$353,199
045252	Caldwell Exempted Village	\$211,198
043695	Cambridge City	\$513,376
043703	Campbell City	\$285,119
046946	Canal Winchester Local	\$653,239
048314	Canfield Local	\$501,415
043711	Canton City	\$2,421,281
049833	Canton Local	\$460,320
047175	Cardinal Local	\$260,895
048793	Cardington-Lincoln Local	\$227,956
045260	Carey Exempted Village Schools	\$189,470
050419	Carlisle Local	\$295,019
045278	Carrollton Exempted Village	\$456,999
047258	Cedar Cliff Local	\$116,659
043729	Celina City	\$601,386
047829	Centerburg Local	\$221,656
043737	Centerville City	\$1,694,511
046714	Central Local	\$231,669
045286	Chagrin Falls Exempted Village	\$362,273
050138	Champion Local	\$258,428
047183	Chardon Local	\$722,487

IRN	District	Federal Aid Amount
045294	Chesapeake Union Exempted Village	\$332,866
043745	Chillicothe City	\$756,702
050534	Chippewa Local	\$283,631
043752	Cincinnati Public Schools	\$10,538,543
043760	Circleview City	\$504,213
046284	Clark-Shawnee Local	\$372,230
049601	Clay Local	\$119,840
043778	Claymont City	\$505,005
049411	Clear Fork Valley Local	\$303,623
048132	Clearview Local	\$305,146
046326	Clermont Northeastern Local	\$332,438
043794	Cleveland Heights-University Heights City	\$1,629,326
043786	Cleveland Municipal	\$14,269,201
046391	Clinton-Massie Local	\$306,740
048488	Cloverleaf Local	\$534,902
045302	Clyde-Green Springs Exempted Village	\$454,469
045310	Coldwater Exempted Village	\$264,593
064964	College Corner Local	\$22,478
046516	Colonel Crawford Local	\$203,078
048140	Columbia Local	\$177,177
045328	Columbiana Exempted Village	\$223,003
043802	Columbus City School District	\$13,109,722
049312	Columbus Grove Local	\$187,252
043810	Conneaut Area City	\$448,980
047548	Conotton Valley Union Local	\$119,517
049320	Continental Local	\$120,041
049981	Copley-Fairlawn City	\$614,716
047431	Cory-Rawson Local	\$131,736
043828	Coshocton City	\$433,026
049999	Coventry Local	\$440,294
045336	Covington Exempted Village	\$182,394
045344	Crestline Exempted Village	\$184,402
046433	Crestview Local	\$224,303
049429	Crestview Local	\$217,152
050351	Crestview Local	\$184,076
049189	Crestwood Local	\$380,739
045351	Crooksville Exempted Village	\$225,134
043836	Cuyahoga Falls City	\$1,200,717
046557	Cuyahoga Heights Local	\$155,365
050542	Dalton Local	\$208,119

IRN	District	Federal Aid Amount
048934	Danbury Local	\$103,377
047837	Danville Local	\$140,859
047928	Dawson-Bryant Local	\$279,768
043844	Dayton City	\$4,059,996
043851	Deer Park Community City	\$303,893
043869	Defiance City	\$614,075
043877	Delaware City	\$1,157,476
043885	Delphos City	\$295,081
043893	Dover City	\$596,616
047027	Dublin City	\$2,526,183
043901	East Cleveland City School District	\$675,367
046409	East Clinton Local	\$264,010
069682	East Guernsey Local	\$243,140
047688	East Holmes Local	\$352,907
047845	East Knox Local	\$236,659
043919	East Liverpool City	\$603,270
048835	East Muskingum Local	\$380,178
043927	East Palestine City	\$235,032
046037	Eastern Local	\$295,888
048512	Eastern Local	\$174,278
049122	Eastern Local School District	\$209,039
050674	Eastwood Local	\$293,552
043935	Eaton Community City	\$424,646
050617	Edgerton Local	\$141,725
046094	Edgewood City	\$788,390
047795	Edison Local	\$402,875
046789	Edison Local (formerly Berlin-Milan)	\$335,932
050625	Edon Northwest Local	\$109,751
048413	Elgin Local	\$264,928
045773	Elida Local	\$527,011
050682	Elmwood Local	\$243,704
043943	Elyria City Schools	\$1,707,917
043950	Euclid City	\$1,262,008
047050	Evergreen Local	\$259,298
050328	Fairbanks Local	\$217,972
043968	Fairborn City	\$1,011,293
046102	Fairfield City	\$2,078,960
047621	Fairfield Local	\$175,457
046870	Fairfield Union Local	\$334,928
047936	Fairland Local	\$343,811

IRN	District	Federal Aid Amount
049775	Fairlawn Local	\$121,727
049841	Fairless Local	\$332,827
045369	Fairport Harbor Exempted Village	\$119,593
043976	Fairview Park City	\$465,816
047068	Fayette Local	\$85,733
046045	Fayetteville-Perry Local	\$162,932
045914	Federal Hocking Local	\$274,527
046334	Felicity-Franklin Local	\$202,973
049197	Field Local	\$428,421
043984	Findlay City	\$1,271,982
047332	Finneytown Local	\$536,918
048157	Firelands Local	\$327,223
047340	Forest Hills Local	\$1,435,600
050484	Fort Frye Local	\$224,153
049783	Fort Loramie Local	\$164,735
048595	Fort Recovery Local	\$197,544
043992	Fostoria City	\$548,928
044008	Franklin City	\$636,832
048843	Franklin Local	\$428,518
046649	Franklin Monroe Local	\$145,947
047852	Fredericktown Local	\$279,286
044016	Fremont City	\$942,062
050492	Frontier Local	\$168,567
046961	Gahanna-Jefferson City	\$1,705,223
044024	Galion City	\$412,939
065680	Gallia County Local	\$586,703
044032	Gallipolis City	\$564,568
050278	Garaway Local	\$277,845
044040	Garfield Heights City Schools	\$915,795
044057	Geneva Area City	\$538,002
048942	Genoa Area Local	\$258,845
045377	Georgetown Exempted Village	\$211,649
045385	Gibsonburg Exempted Village	\$193,668
044065	Girard City School District	\$392,352
046342	Goshen Local	\$595,393
046193	Graham Local	\$428,767
045864	Grand Valley Local	\$249,099
044073	Grandview Heights Schools	\$258,393
045393	Granville Exempted Village	\$432,010
050013	Green Local	\$788,666

IRN	District	Federal Aid Amount
050559	Green Local	\$220,011
049619	Green Local	\$147,795
047266	Greeneview Local	\$280,279
045401	Greenfield Exempted Village	\$405,375
046235	Greenon Local	\$327,695
044099	Greenville City	\$588,773
046979	Groveport Madison Local	\$1,365,854
044107	Hamilton City	\$2,442,291
046953	Hamilton Local	\$597,805
047498	Hardin Northern Local	\$85,308
049791	Hardin-Houston Local	\$172,563
045245	Harrison Hills City	\$456,605
044115	Heath City	\$319,878
045419	Hicksville Exempted Village	\$190,072
048496	Highland Local	\$557,118
048801	Highland Local	\$321,192
047019	Hilliard City	\$2,861,139
044123	Hillsboro City	\$493,228
045823	Hillsdale Local	\$161,108
047571	Holgate Local	\$96,141
049700	Hopewell-Loudon Local	\$151,139
050161	Howland Local	\$594,016
045427	Hubbard Exempted Village	\$391,045
048751	Huber Heights City	\$1,249,353
050021	Hudson City	\$1,196,429
049502	Huntington Local	\$259,525
044131	Huron City Schools	\$302,910
046565	Independence Local	\$234,611
047803	Indian Creek Local	\$507,403
045435	Indian Hill Exempted Village	\$588,994
048082	Indian Lake Local	\$388,536
050286	Indian Valley Local	\$380,454
044149	Ironton City School District	\$393,780
049809	Jackson Center Local	\$99,849
044156	Jackson City	\$574,039
049858	Jackson Local	\$941,049
048322	Jackson-Milton Local	\$157,555
049205	James A Garfield Local	\$273,832
045872	Jefferson Area Local	\$371,211
048256	Jefferson Local	\$263,835

IRN	District	Federal Aid Amount
048686	Jefferson Township Local	\$123,431
049338	Jennings Local	\$77,950
047985	Johnstown-Monroe Local	\$273,210
048264	Jonathan Alder Local	\$423,434
050179	Joseph Badger Local	\$163,061
049346	Kalida Local	\$105,522
046797	Kelleys Island Local	\$537
047191	Kenston Local	\$485,469
044164	Kent City	\$756,886
044172	Kenton City	\$440,548
044180	Kettering City School District	\$1,674,408
048165	Keystone Local	\$331,981
050435	Kings Local	\$855,349
047878	Kirtland Local	\$204,151
050245	LaBrae Local	\$274,242
049866	Lake Local	\$693,626
050690	Lake Local	\$296,719
050187	Lakeview Local	\$352,323
044198	Lakewood City	\$1,416,618
047993	Lakewood Local	\$411,083
046110	Lakota Local	\$3,142,809
049569	Lakota Local	\$286,363
044206	Lancaster City	\$1,289,811
044214	Lebanon City	\$969,119
045443	Leetonia Exempted Village	\$141,350
049353	Leipsic Local	\$156,874
049437	Lexington Local	\$427,334
047589	Liberty Center Local	\$197,431
050195	Liberty Local	\$260,768
046888	Liberty Union-Thurston Local	\$237,111
047449	Liberty-Benton Local	\$229,686
048009	Licking Heights Local	\$626,176
048017	Licking Valley Local	\$386,057
044222	Lima City	\$1,200,468
050369	Lincolnview Local	\$162,016
045450	Lisbon Exempted Village	\$203,787
050443	Little Miami Local	\$715,239
044230	Lockland Local	\$140,980
049080	Logan Elm Local	\$440,118
044248	Logan-Hocking Local	\$789,254

IRN	District	Federal Aid Amount
044255	London City	\$415,846
044263	Lorain City	\$1,817,565
050203	Lordstown Local	\$101,370
045468	Loudonville-Perrysville Exempted Village	\$239,585
049874	Louisville City	\$586,151
044271	Loveland City	\$894,101
048330	Lowellville Local	\$89,583
049445	Lucas Local	\$118,627
047639	Lynchburg-Clay Local	\$235,591
048702	Mad River Local	\$878,644
044289	Madeira City	\$319,043
049452	Madison Local	\$735,906
047886	Madison Local	\$573,595
046128	Madison Local	\$307,261
048272	Madison-Plains Local	\$251,915
050005	Manchester Local	\$251,694
000442	Manchester Local	\$209,264
044297	Mansfield City	\$1,114,249
044305	Maple Heights City	\$787,962
045831	Mapleton Local	\$198,759
050211	Maplewood Local	\$157,927
046805	Margaretta Local	\$236,094
044313	Mariemont City	\$342,047
044321	Marietta City	\$633,665
044339	Marion City	\$1,079,429
048553	Marion Local	\$166,000
049882	Marlington Local	\$515,078
044347	Martins Ferry City	\$340,365
045476	Marysville Exempted Village	\$964,424
050450	Mason City	\$1,673,101
044354	Massillon City	\$985,015
050153	Mathews Local	\$160,295
044362	Maumee City	\$613,603
044370	Mayfield City	\$1,000,628
048850	Maysville Local	\$440,269
047456	McComb Local	\$148,707
050229	McDonald Local	\$150,365
045484	Mechanicsburg Exempted Village	\$182,842
044388	Medina City SD	\$1,424,853
048520	Meigs Local	\$465,337

IRN	District	Federal Aid Amount
045492	Mentor Exempted Village	\$1,778,575
048629	Miami East Local	\$223,621
046920	Miami Trace Local	\$581,690
044396	Miamisburg City	\$1,130,028
048959	Middle Bass Local	\$0
044404	Middletown City	\$1,924,021
048173	Midview Local	\$587,739
045500	Milford Exempted Village	\$1,257,545
050633	Millcreek-West Unity Local	\$115,327
049361	Miller City-New Cleveland Local	\$83,577
045518	Milton-Union Exempted Village	\$307,180
049890	Minerva Local	\$436,557
049627	Minford Local	\$282,501
045948	Minster Local	\$145,588
046672	Mississinawa Valley Local	\$146,682
050039	Mogadore Local	\$151,430
050740	Mohawk Local	\$201,164
139303	Monroe Local	\$466,614
047712	Monroeville Local	\$149,676
045526	Montpelier Exempted Village	\$203,156
048777	Morgan Local	\$429,554
045534	Mount Gilead Exempted Village	\$260,948
044420	Mount Vernon City	\$927,164
044412	Mt Healthy City	\$817,231
044438	Napoleon Area City	\$457,220
049270	National Trail Local	\$246,548
044446	Nelsonville-York City	\$294,591
046995	New Albany-Plain Local	\$722,676
044461	New Boston Local	\$90,259
045955	New Bremen Local	\$148,533
045963	New Knoxville Local	\$69,983
048710	New Lebanon Local	\$238,846
044479	New Lexington School District	\$414,358
047720	New London Local	\$201,844
046136	New Miami Local	\$158,432
044487	New Philadelphia City	\$649,631
045559	New Richmond Exempted Village	\$546,418
049718	New Riegel Local	\$84,110
044453	Newark City	\$1,378,135
047217	Newbury Local	\$119,510

IRN	District	Federal Aid Amount
045542	Newcomerstown Exempted Village	\$238,850
045567	Newton Falls Exempted Village	\$245,708
048637	Newton Local	\$106,193
044495	Niles City	\$545,314
048900	Noble Local	\$205,332
050047	Nordonia Hills City	\$833,586
050708	North Baltimore Local	\$183,579
044503	North Canton City	\$876,755
050641	North Central Local	\$123,231
044511	North College Hill City	\$362,669
048025	North Fork Local	\$330,932
044529	North Olmsted City	\$811,375
044537	North Ridgeville City	\$821,047
044545	North Royalton City	\$885,970
050336	North Union Local School District	\$268,195
046250	Northeastern Local	\$639,261
046722	Northeastern Local	\$246,407
049056	Northern Local	\$457,987
048728	Northmont City	\$924,110
048819	Northmor Local	\$206,906
048736	Northridge Local	\$417,715
048033	Northridge Local	\$245,123
047365	Northwest Local	\$2,502,236
049908	Northwest Local	\$395,655
049635	Northwest Local	\$364,442
046268	Northwestern Local	\$356,075
050575	Northwestern Local	\$278,474
050716	Northwood Local Schools	\$219,694
044552	Norton City	\$445,222
044560	Norwalk City	\$697,478
050567	Norwayne Local	\$267,739
044578	Norwood City	\$476,254
047761	Oak Hill Union Local	\$281,052
047373	Oak Hills Local	\$1,733,341
044586	Oakwood City	\$322,443
044594	Oberlin City Schools	\$229,419
049726	Old Fort Local	\$136,460
046763	Olentangy Local	\$2,764,131
046573	Olmsted Falls City	\$683,784
049478	Ontario Local	\$298,324

IRN	District	Federal Aid Amount
046581	Orange City	\$451,435
044602	Oregon City	\$773,438
044610	Orrville City	\$348,386
049916	Osnaburg Local	\$141,816
050724	Otsego Local	\$378,066
048215	Ottawa Hills Local	\$221,314
049379	Ottawa-Glandorf Local	\$320,020
049387	Ottoville Local	\$87,870
044628	Painesville City Local	\$662,013
049510	Paint Valley Local	\$225,903
049395	Pandora-Gilboa Local	\$104,624
048579	Parkway Local	\$231,274
044636	Parma City	\$2,859,965
047597	Patrick Henry Local	\$208,617
045575	Paulding Exempted Village	\$341,510
046813	Perkins Local	\$430,422
049924	Perry Local	\$1,000,415
047902	Perry Local	\$300,616
045781	Perry Local	\$177,923
045583	Perrysburg Exempted Village	\$853,824
047076	Pettisville Local	\$84,679
046896	Pickerington Local	\$1,553,739
047084	Pike-Delta-York Local	\$280,041
044644	Piqua City	\$820,470
049932	Plain Local	\$1,318,927
048421	Pleasant Local	\$220,895
049460	Plymouth-Shiloh Local	\$165,136
048348	Poland Local	\$437,628
044651	Port Clinton City	\$416,895
044669	Portsmouth City	\$574,787
049288	Preble Shawnee Local	\$281,652
044677	Princeton City	\$1,426,211
048975	Put-In-Bay Local	\$15,101
045880	Pymatuning Valley Local	\$322,299
044685	Ravenna City	\$602,894
044693	Reading Community City	\$459,271
050054	Revere Local	\$515,989
047001	Reynoldsburg City	\$1,269,136
046599	Richmond Heights Local	\$158,594
048439	Ridgedale Local	\$144,731

IRN	District	Federal Aid Amount
047506	Ridgemont Local	\$107,687
046474	Ridgewood Local	\$290,108
046078	Ripley-Union-Lewis-Huntington Local	\$224,851
045591	Rittman Exempted Village	\$241,344
048447	River Valley Local	\$359,140
046482	River View Local	\$468,547
047514	Riverdale Local	\$199,367
047894	Riverside Local	\$736,485
048090	Riverside Local	\$174,051
047944	Rock Hill Local	\$388,286
044701	Rocky River City	\$698,307
047308	Rolling Hills Local	\$360,228
049213	Rootstown Local	\$213,351
046144	Ross Local	\$574,769
045609	Rossford Exempted Village	\$414,610
049817	Russia Local	\$82,077
044735	Salem City	\$477,907
044743	Sandusky City	\$946,267
049940	Sandy Valley Local	\$272,272
049130	Scioto Valley Local	\$303,062
048355	Sebring Local	\$138,849
049684	Seneca East Local	\$202,652
046003	Shadyside Local	\$176,286
044750	Shaker Heights City	\$1,233,866
045799	Shawnee Local	\$507,199
044768	Sheffield-Sheffield Lake City	\$349,407
044776	Shelby City	\$443,313
044784	Sidney City	\$856,647
046607	Solon City	\$906,890
047738	South Central Local	\$162,241
044792	South Euclid-Lyndhurst City	\$868,939
047951	South Point Local	\$412,413
048363	South Range Local	\$230,978
050583	Southeast Local	\$355,840
049221	Southeast Local	\$355,095
049528	Southeastern Local	\$235,757
046276	Southeastern Local	\$141,602
049064	Southern Local	\$198,737
046441	Southern Local	\$180,172
048538	Southern Local	\$171,016

IRN	District	Federal Aid Amount
050237	Southington Local	\$102,081
048041	Southwest Licking Local	\$719,987
047381	Southwest Local	\$872,246
044800	South-Western City	\$4,377,161
045807	Spencerville Local	\$188,537
050427	Springboro Community City	\$914,132
044818	Springfield City School District	\$1,914,317
048223	Springfield Local	\$935,622
050062	Springfield Local	\$609,001
048371	Springfield Local	\$194,104
044719	St Bernard-Elmwood Place City	\$337,884
045997	St Clairsville-Richland City	\$383,334
048587	St Henry Consolidated Local	\$170,163
044727	St Marys City	\$493,649
044826	Steubenville City	\$639,884
044834	Stow-Munroe Falls City School District	\$994,574
050294	Strasburg-Franklin Local	\$111,159
049239	Streetsboro City	\$380,589
044842	Strongsville City	\$1,223,421
044859	Struthers City	\$401,711
050658	Stryker Local	\$85,956
047092	Swanton Local	\$312,770
048652	Switzerland of Ohio Local	\$551,131
044867	Sycamore Community City	\$1,201,456
044875	Sylvania Schools	\$1,655,805
047969	Symmes Valley Local	\$186,109
046151	Talawanda City	\$606,490
044883	Tallmadge City	\$494,399
049098	Teays Valley Local	\$635,780
046243	Tecumseh Local	\$659,272
047399	Three Rivers Local	\$435,581
044891	Tiffin City	\$705,439
045617	Tipp City Exempted Village	\$414,567
044909	Toledo City	\$6,928,959
044917	Toronto City	\$199,519
046201	Triad Local	\$184,184
091397	Tri-County North Local	\$185,398
045922	Trimble Local	\$224,292
048876	Tri-Valley Local	\$548,768
046680	Tri-Village Local	\$157,008

IRN	District	Federal Aid Amount
050591	Triway Local	\$405,563
048694	Trotwood-Madison City	\$684,885
044925	Troy City	\$1,023,797
050302	Tuscarawas Valley Local	\$291,155
049957	Tuslaw Local	\$274,098
049296	Twin Valley Community Local	\$185,420
050070	Twinsburg City	\$710,701
046011	Union Local	\$298,465
049536	Union-Scioto Local	\$427,970
046458	United Local	\$247,104
044933	Upper Arlington City	\$1,235,382
045625	Upper Sandusky Exempted Village	\$358,346
047522	Upper Scioto Valley Local	\$145,966
044941	Urbana City	\$486,089
049643	Valley Local	\$242,177
048744	Valley View Local	\$345,293
047464	Van Buren Local	\$185,294
044966	Van Wert City	\$473,727
044958	Vandalia-Butler City	\$659,124
047472	Vanlue Local	\$43,881
046821	Vermilion Local	\$455,637
045633	Versailles Exempted Village	\$231,266
050393	Vinton County Local	\$519,945
044974	Wadsworth City	\$814,678
046904	Walnut Township Local	\$106,281
044982	Wapakoneta City	\$618,960
044990	Warren City	\$1,434,189
050500	Warren Local	\$445,799
045005	Warrensville Heights City	\$405,080
045013	Washington Court House City	\$508,404
048231	Washington Local	\$1,561,040
049650	Washington-Nile Local	\$305,484
049247	Waterloo Local	\$248,959
045641	Wauseon Exempted Village	\$334,456
049148	Waverly City	\$410,173
050468	Wayne Local	\$241,199
049031	Wayne Trace Local	\$227,531
045971	Waynesfield-Goshen Local	\$108,789
050252	Weathersfield Local	\$178,233
045658	Wellington Exempted Village	\$236,538

IRN	District	Federal Aid Amount
045021	Wellston City	\$388,540
045039	Wellsville Local	\$192,366
048389	West Branch Local	\$435,178
045054	West Carrollton City	\$754,408
046359	West Clermont Local	\$1,896,836
047225	West Geauga Local	\$471,735
047696	West Holmes Local	\$529,114
046219	West Liberty-Salem Local	\$226,628
048884	West Muskingum Local	\$317,403
046060	Western Brown Local	\$640,986
049155	Western Local	\$207,061
047746	Western Reserve Local	\$262,260
048397	Western Reserve Local	\$129,409
045047	Westerville City	\$2,654,981
049106	Westfall Local	\$329,648
045062	Westlake City	\$778,474
049668	Wheelersburg Local	\$291,965
045070	Whitehall City	\$752,949
045088	Wickliffe City	\$426,996
045096	Willard City	\$380,222
046367	Williamsburg Local	\$204,931
045104	Willoughby-Eastlake City	\$1,733,923
045112	Wilmington City	\$588,228
045666	Windham Exempted Village	\$173,563
044081	Winton Woods City	\$964,388
050518	Wolf Creek Local	\$118,178
049577	Woodmore Local	\$228,730
049973	Woodridge Local	\$383,781
045120	Wooster City	\$857,440
045138	Worthington City	\$1,873,677
046524	Wynford Local	\$247,042
045146	Wyoming City	\$339,837
045153	Xenia Community City	\$1,053,194
045674	Yellow Springs Exempted Village	\$153,594
045161	Youngstown City	\$2,215,223
049544	Zane Trace Local	\$297,871
045179	Zanesville City	\$972,483

Appendix E. State Aid for Recipients by Resident District (FY2018)

IRN	Public District	Total State Funding
045187	Ada Ex Vill SD	\$13,615.48
049494	Adena Local SD	\$13,924.08
043489	Akron City SD	\$886,804.97
045906	Alexander Local SD	\$0.00
045757	Allen East Local SD	\$12,114.52
043497	Alliance City SD	\$9,020.09
046847	Amanda-Clearcreek Lo	\$16,333.71
045195	Amherst Ex Vill SD	\$31,114.45
049759	Anna Local SD	\$0.00
046623	Ansonia Local SD	\$13,716.51
048207	Anthony Wayne Local	\$54,068.21
048991	Antwerp Local SD	\$0.00
047415	Arcadia Local SD	\$12,486.21
046631	Arcanum Butler Local	\$0.00
047043	Archbold-Area Local	\$32,981.65
047423	Arlington Local SD	\$0.00
043505	Ashland City SD	\$24,471.30
043513	Ashtabula Area City	\$263,820.57
043521	Athens City SD	\$0.00
049171	Aurora City SD	\$15,642.53
048298	Austintown Local SD	\$98,216.31
048124	Avon Lake City SD	\$15,951.99
048116	Avon Local SD	\$26,434.24
046706	Ayersville Local SD	\$2,555.93
043539	Barberton City SD	\$63,180.93
045203	Barnesville Ex Vill	\$0.00
046300	Batavia Local SD	\$55,840.71
045765	Bath Local SD	\$28,240.98
043547	Bay Village City SD	\$41,831.66
043554	Beachwood City SD	\$28,889.56
046425	Beaver Local SD	\$5,449.45
047241	Beavercreek City SD	\$54,103.34
043562	Bedford City SD	\$26,273.59
043570	Bellaire Local SD	\$0.00
043588	Bellefontaine City S	\$0.00
043596	Bellevue City SD	\$62,211.57
043604	Belpre City SD	\$0.00

IRN	Public District	Total State Funding
048074	Benjamin Logan Local	\$5,312.97
048926	Benton Carroll Salem	\$21,250.41
043612	Berea City SD	\$62,689.34
047167	Berkshire Local SD	\$19,706.57
046854	Berne Union Local SD	\$20,830.59
048611	Bethel Local SD	\$23,516.31
046318	Bethel-Tate Local SD	\$0.00
043620	Bexley City SD	\$30,298.84
046748	Big Walnut Local SD	\$21,077.87
048462	Black River Local SD	\$29,406.50
046383	Blanchester Local SD	\$0.00
046862	Bloom Carroll Local	\$9,193.86
050096	Bloomfield-Mespo Loc	\$0.00
049593	Bloom-Vernon Local S	\$36,132.07
045211	Bluffton Ex Vill SD	\$8,087.95
048306	Boardman Local SD	\$82,280.68
049767	Botkins Local SD	\$0.00
043638	Bowling Green City S	\$115,143.96
045229	Bradford Ex Vill SD	\$0.00
043646	Brecksville-Broadvie	\$24,813.88
045237	Bridgeport Ex Vill S	\$0.00
047613	Bright Local SD	\$0.00
050112	Bristol Local SD	\$0.00
050120	Brookfield Local SD	\$0.00
043653	Brooklyn City SD	\$3,775.48
048678	Brookville Local SD	\$722.06
046177	Brown Local SD	\$0.00
043661	Brunswick City SD	\$28,719.60
043679	Bryan City SD	\$18,365.40
046508	Buckeye Central Loca	\$29,112.76
045856	Buckeye Local SD	\$19,305.33
047787	Buckeye Local SD	\$40,751.72
048470	Buckeye Local SD	\$18,781.94
046755	Buckeye Valley Local	\$23,891.78
043687	Bucyrus City SD	\$18,852.22
045252	Caldwell Ex Vill SD	\$0.00
043695	Cambridge City SD	\$0.00
043703	Campbell City SD	\$11,092.56
046946	Canal Winchester Loc	\$56,606.27
048314	Canfield Local SD	\$67,418.71
043711	Canton City SD	\$105,262.08
049833	Canton Local SD	\$9,388.23

IRN	Public District	Total State Funding
047175	Cardinal Local SD	\$15,475.46
048793	Cardington-Lincoln L	\$24,350.60
045260	Carey Ex Vill SD	\$59,141.47
050419	Carlisle Local SD	\$0.00
045278	Carrollton Ex Vill S	\$9,782.15
047258	Cedar Cliff Local SD	\$5,564.49
043729	Celina City SD	\$40,504.94
047829	Centerburg Local SD	\$16,463.60
043737	Centerville City SD	\$824.93
046714	Central Local SD	\$0.00
045286	Chagrin Falls Ex Vil	\$15,995.08
050138	Champion Local SD	\$6,159.23
047183	Chardon Local SD	\$44,608.86
045294	Chesapeake Union Ex	\$0.00
043745	Chillicothe City SD	\$51,168.84
050534	Chippewa Local SD	\$21,000.22
043752	Cincinnati City SD	\$1,662,777.20
043760	Circleville City SD	\$23,201.20
046284	Clark-Shawnee Local	\$6,933.35
049601	Clay Local SD	\$36,437.03
043778	Claymont City SD	\$15,697.54
049411	Clear Fork Valley Lo	\$16,475.17
048132	Clearview Local SD	\$0.00
046326	Clermont-Northeaster	\$45,210.43
043794	Cleveland Hts-Univ H	\$785,595.96
043786	Cleveland Municipal	\$1,803,183.11
046391	Clinton-Massie Local	\$5,255.10
048488	Cloverleaf Local SD	\$33,464.78
045302	Clyde-Green Springs	\$12,271.25
045310	Coldwater Ex Vill SD	\$0.00
064964	College Corner Local	\$0.00
046516	Colonel Crawford Loc	\$0.00
048140	Columbia Local SD	\$1,359.94
045328	Columbiana Ex Vill S	\$21,603.72
043802	Columbus City SD	\$985,924.43
049312	Columbus Grove Local	\$0.00
043810	Conneaut Area City S	\$7,085.82
047548	Conotton Valley Unio	\$0.00
049320	Continental Local SD	\$0.00
049981	Copley-Fairlawn City	\$10,444.94
047431	Cory-Rawson Local SD	\$0.00
043828	Coshocton City SD	\$0.00

IRN	Public District	Total State Funding
049999	Coventry Local SD	\$42,557.62
045336	Covington Ex Vill SD	\$4,927.28
045344	Crestline Ex Vill SD	\$118,966.00
046433	Crestview Local SD	\$0.00
049429	Crestview Local SD	\$13,652.16
050351	Crestview Local SD	\$0.00
049189	Crestwood Local SD	\$8,989.50
045351	Crooksville Ex Vill	\$0.00
043836	Cuyahoga Falls City	\$108,665.71
046557	Cuyahoga Heights Loc	\$1,230.02
050542	Dalton Local SD	\$16,855.25
048934	Danbury Local SD	\$0.00
047837	Danville Local SD	\$0.00
047928	Dawson-Bryant Local	\$0.00
043844	Dayton City SD	\$712,718.87
043851	Deer Park Community	\$29,650.14
043869	Defiance City SD	\$100,334.26
043877	Delaware City SD	\$133,449.26
043885	Delphos City SD	\$61,013.64
043893	Dover City SD	\$0.00
047027	Dublin City SD	\$85,887.84
043901	East Cleveland City	\$65,376.85
046409	East Clinton Local S	\$0.00
069682	East Guernsey Local	\$0.00
047688	East Holmes Local SD	\$7,716.49
047845	East Knox Local SD	\$2,015.16
043919	East Liverpool City	\$0.00
048835	East Muskingum Local	\$9,449.47
043927	East Palestine City	\$0.00
046037	Eastern Local SD	\$8,519.15
048512	Eastern Local SD	\$0.00
049122	Eastern Local SD	\$31,343.09
050674	Eastwood Local SD	\$12,643.67
043935	Eaton Community Scho	\$15,867.62
050617	Edgerton Local SD	\$0.00
046094	Edgewood City SD	\$9,257.47
046789	Edison Local SD	\$0.00
047795	Edison Local SD	\$31,209.41
050625	Edon-Northwest Local	\$21,074.64
048413	Elgin Local SD	\$3,937.02
045773	Elida Local SD	\$119,033.47
050682	Elmwood Local SD	\$15,959.29

IRN	Public District	Total State Funding
043943	Elyria City SD	\$255,752.01
043950	Euclid City SD	\$256,279.38
047050	Evergreen Local SD	\$33,489.11
050328	Fairbanks Local SD	\$9,128.88
043968	Fairborn City SD	\$58,525.03
046102	Fairfield City SD	\$132,738.14
047621	Fairfield Local SD	\$0.00
046870	Fairfield Union Loca	\$8,960.96
047936	Fairland Local SD	\$0.00
049775	Fairlawn Local SD	\$16,678.93
049841	Fairless Local SD	\$5,910.72
045369	Fairport Harbor Ex V	\$9,976.17
043976	Fairview Park City S	\$8,609.42
047068	Fayette Local SD	\$0.00
046045	Fayetteville-Perry L	\$17,375.62
045914	Federal Hocking Loca	\$0.00
046334	Felicity-Franklin Lo	\$8,601.46
049197	Field Local SD	\$49,299.86
043984	Findlay City SD	\$45,921.28
047332	Finneytown Local SD	\$93,737.44
048157	Firelands Local SD	\$11,961.37
047340	Forest Hills Local S	\$222,935.13
050484	Fort Frye Local SD	\$0.00
049783	Fort Loramie Local S	\$5,325.31
048595	Fort Recovery Local	\$6,219.82
043992	Fostoria City SD	\$97,132.79
044008	Franklin City SD	\$4,615.06
048843	Franklin Local SD	\$5,951.84
046649	Franklin-Monroe Loca	\$0.00
047852	Fredericktown Local	\$0.00
044016	Fremont City SD	\$118,219.37
050492	Frontier Local SD	\$0.00
046961	Gahanna-Jefferson Ci	\$161,738.67
044024	Galion City SD	\$97,884.40
065680	Gallia County Local	\$0.00
044032	Gallipolis City SD	\$0.00
050278	Garaway Local SD	\$0.00
044040	Garfield Heights Cit	\$81,862.62
044057	Geneva Area City SD	\$39,055.77
048942	Genoa Area Local SD	\$16,078.64
045377	Georgetown Ex Vill S	\$20,654.14
045385	Gibsonburg Ex Vill S	\$0.00

IRN	Public District	Total State Funding
044065	Girard City SD	\$7,153.02
046342	Goshen Local SD	\$97,162.38
046193	Graham Local SD	\$22,158.79
045864	Grand Valley Local S	\$0.00
044073	Grandview Heights Ci	\$1,706.62
045393	Granville Ex Vill SD	\$53,125.60
049619	Green Local SD	\$14,445.53
050013	Green Local SD	\$70,001.80
050559	Green Local SD	\$17,671.77
047266	Greeneview Local SD	\$20,991.90
045401	Greenfield Ex Vill S	\$0.00
046235	Greenon Local SD	\$8,621.03
044099	Greenville City SD	\$40,646.89
046979	Groveport Madison Lo	\$68,442.83
044107	Hamilton City SD	\$238,180.67
046953	Hamilton Local SD	\$42,749.31
047498	Hardin Northern Loca	\$0.00
049791	Hardin-Houston Local	\$68,691.11
045245	Harrison Hills City	\$5,423.25
044115	Heath City SD	\$21,616.85
045419	Hicksville Ex Vill S	\$0.00
048496	Highland Local SD	\$41,661.46
048801	Highland Local SD	\$10,688.11
047019	Hilliard City SD	\$215,493.70
044123	Hillsboro City SD	\$6,239.56
045823	Hillsdale Local SD	\$5,662.36
047571	Holgate Local SD	\$6,255.54
049700	Hopewell-Loudon Loca	\$23,605.54
050161	Howland Local SD	\$0.00
045427	Hubbard Ex Vill SD	\$35,201.94
048751	Huber Heights City S	\$27,163.88
050021	Hudson City SD	\$65,023.76
049502	Huntington Local SD	\$0.00
044131	Huron City SD	\$2,123.92
046565	Independence Local S	\$3,356.95
047803	Indian Creek Local S	\$117,099.80
045435	Indian Hill Ex Vill	\$5,229.92
048082	Indian Lake Local SD	\$0.00
050286	Indian Valley Local	\$14,954.85
044149	Ironton City SD	\$0.00
049809	Jackson Center Local	\$0.00
044156	Jackson City SD	\$76,148.64

IRN	Public District	Total State Funding
049858	Jackson Local SD	\$26,985.90
048322	Jackson-Milton Local	\$12,270.03
049205	James A Garfield Loc	\$7,556.50
045872	Jefferson Area Local	\$4,995.29
048256	Jefferson Local SD	\$17,371.27
048686	Jefferson Township L	\$31,189.15
049338	Jennings Local SD	\$0.00
047985	Johnstown-Monroe Loc	\$14,517.83
048264	Jonathan Alder Local	\$2,557.57
050179	Joseph Badger Local	\$0.00
049346	Kalida Local SD	\$0.00
046797	Kelleys Island Local	\$0.00
047191	Kenston Local SD	\$36,244.81
044164	Kent City SD	\$39,686.79
044172	Kenton City SD	\$8,193.51
044180	Kettering City SD	\$24,951.32
048165	Keystone Local SD	\$2,310.01
050435	Kings Local SD	\$21,777.59
047878	Kirtland Local SD	\$8,439.31
050245	La Brae Local SD	\$13,280.02
049866	Lake Local SD	\$85,102.89
050690	Lake Local SD	\$7,019.36
050187	Lakeview Local SD	\$0.00
044198	Lakewood City SD	\$106,376.94
047993	Lakewood Local SD	\$50,340.42
046110	Lakota Local SD	\$310,197.29
049569	Lakota Local SD	\$0.00
044206	Lancaster City SD	\$77,371.41
044214	Lebanon City SD	\$51,571.38
045443	Leetonia Ex Vill SD	\$0.00
049353	Leipsic Local SD	\$24,457.65
049437	Lexington Local SD	\$103,885.28
047449	Liberty Benton Local	\$0.00
047589	Liberty Center Local	\$24,495.41
050195	Liberty Local SD	\$14,421.25
046888	Liberty Union-Thurst	\$19,604.01
048009	Licking Heights Loca	\$29,855.99
048017	Licking Valley Local	\$30,718.67
044222	Lima City SD	\$436,089.83
050369	Lincolnview Local SD	\$3,761.55
045450	Lisbon Ex Vill SD	\$7,766.92
050443	Little Miami Local S	\$36,010.80

IRN	Public District	Total State Funding
044230	Lockland City SD	\$0.00
049080	Logan Elm Local SD	\$20,749.26
044248	Logan-Hocking Local	\$5,366.72
044255	London City SD	\$0.00
044263	Lorain City SD	\$240,724.25
050203	Lordstown Local SD	\$4,470.18
045468	Loudonville-Perrysvi	\$0.00
049874	Louisville City SD	\$2,641.34
044271	Loveland City SD	\$80,891.49
048330	Lowellville Local SD	\$9,076.07
049445	Lucas Local SD	\$0.00
047639	Lynchburg-Clay Local	\$0.00
048702	Mad River Local SD	\$46,583.08
044289	Madeira City SD	\$27,891.18
046128	Madison Local SD	\$10,404.07
047886	Madison Local SD	\$23,005.24
049452	Madison Local SD	\$58,242.69
048272	Madison-Plains Local	\$2,586.34
000442	Manchester Local SD	\$0.00
050005	Manchester Local SD	\$52,260.76
044297	Mansfield City SD	\$376,440.59
044305	Maple Heights City S	\$39,486.05
045831	Mapleton Local SD	\$3,252.24
050211	Maplewood Local SD	\$0.00
046805	Margaretta Local SD	\$26,438.59
044313	Mariemont City SD	\$11,091.75
044321	Marietta City SD	\$0.00
044339	Marion City SD	\$0.00
048553	Marion Local SD	\$0.00
049882	Marlington Local SD	\$55,617.99
044347	Martins Ferry City S	\$49,856.28
045476	Marysville Ex Vill S	\$15,943.02
050450	Mason City SD	\$73,900.62
044354	Massillon City SD	\$5,474.48
050153	Mathews Local SD	\$3,654.61
044362	Maumee City SD	\$26,568.98
044370	Mayfield City SD	\$19,203.48
048850	Maysville Local SD	\$21,618.46
047456	McComb Local SD	\$12,919.07
050229	McDonald Local SD	\$0.00
045484	Mechanicsburg Ex Vil	\$0.00
044388	Medina City SD	\$78,512.90

IRN	Public District	Total State Funding
048520	Meigs Local SD	\$10,383.39
045492	Mentor Ex Vill SD	\$76,712.74
048629	Miami East Local SD	\$4,179.54
046920	Miami Trace Local SD	\$0.00
044396	Miamisburg City SD	\$11,406.00
048959	Middle Bass Local SD	\$0.00
044404	Middletown City SD	\$5,599.43
048173	Midview Local SD	\$42,762.41
045500	Milford Ex Vill SD	\$167,680.89
050633	Millcreek-West Unity	\$14,696.07
049361	Miller City-New Clev	\$0.00
045518	Milton-Union Ex Vill	\$10,826.90
049890	Minerva Local SD	\$0.00
049627	Minford Local SD	\$48,579.12
045948	Minster Local SD	\$0.00
046672	Mississinawa Valley	\$0.00
050039	Mogadore Local SD	\$4,318.76
050740	Mohawk Local SD	\$5,077.20
139303	Monroe Local SD	\$19,954.35
047712	Monroeville Local SD	\$11,090.86
045526	Montpelier Ex Vill S	\$0.00
048777	Morgan Local SD	\$0.00
045534	Mount Gilead Ex Vill	\$41,884.74
044412	Mount Healthy City S	\$110,184.41
044420	Mount Vernon City SD	\$28,360.29
044438	Napoleon City SD	\$10,307.73
049270	National Trail Local	\$0.00
044446	Nelsonville-York Cit	\$0.00
046995	New Albany-Plain Loc	\$36,893.05
044461	New Boston Local SD	\$0.00
045955	New Bremen Local SD	\$5,173.94
045963	New Knoxville Local	\$0.00
048710	New Lebanon Local SD	\$6,853.95
044479	New Lexington City S	\$33,264.01
047720	New London Local SD	\$0.00
046136	New Miami Local SD	\$20,133.88
044487	New Philadelphia Cit	\$0.00
045559	New Richmond Ex Vill	\$24,729.20
049718	New Riegel Local SD	\$0.00
044453	Newark City SD	\$271,619.51
047217	Newbury Local SD	\$13,237.40
045542	Newcomerstown Ex Vil	\$0.00

IRN	Public District	Total State Funding
045567	Newton Falls Ex Vill	\$33,567.91
048637	Newton Local SD	\$0.00
044495	Niles City SD	\$7,461.25
048900	Noble Local SD	\$0.00
050047	Nordonia Hills City	\$26,211.50
050708	North Baltimore Loca	\$15,846.40
048967	North Bass Local SD	\$0.00
044503	North Canton City SD	\$56,223.46
050641	North Central Local	\$0.00
044511	North College Hill C	\$57,956.51
048025	North Fork Local SD	\$36,425.44
044529	North Olmsted City S	\$10,565.84
044537	North Ridgeville Cit	\$103,364.09
044545	North Royalton City	\$59,570.15
050336	North Union Local SD	\$11,024.33
046250	Northeastern Local S	\$47,847.38
046722	Northeastern Local S	\$20,015.16
049056	Northern Local SD	\$27,465.68
048728	Northmont City SD	\$222,562.84
048819	Northmor Local SD	\$16,059.79
048033	Northridge Local SD	\$38,749.07
048736	Northridge Local SD	\$0.00
047365	Northwest Local SD	\$448,262.64
049635	Northwest Local SD	\$91,038.84
049908	Northwest Local SD	\$42,750.69
046268	Northwestern Local S	\$0.00
050575	Northwestern Local S	\$29,384.47
050716	Northwood Local SD	\$0.00
044552	Norton City SD	\$39,801.47
044560	Norwalk City SD	\$20,087.31
050567	Norwayne Local SD	\$31,105.81
044578	Norwood City SD	\$50,291.80
047761	Oak Hill Union Local	\$0.00
047373	Oak Hills Local SD	\$549,845.74
044586	Oakwood City SD	\$0.00
044594	Oberlin City SD	\$0.00
061903	Ohio Valley Local SD	\$32,611.32
049726	Old Fort Local SD	\$10,373.16
046763	Olentangy Local SD	\$93,682.58
046573	Olmsted Falls City S	\$41,826.44
049478	Ontario Local SD	\$7,396.52
046581	Orange City SD	\$14,818.31

IRN	Public District	Total State Funding
044602	Oregon City SD	\$47,877.09
044610	Orrville City SD	\$19,738.84
049916	Osnaburg Local SD	\$0.00
050724	Otsego Local SD	\$32,851.79
048215	Ottawa Hills Local S	\$1,554.73
049379	Ottawa-Glandorf Loca	\$29,464.97
049387	Ottoville Local SD	\$0.00
044628	Painsville City Loca	\$19,799.68
049510	Paint Valley Local S	\$7,527.78
049395	Pandora-Gilboa Local	\$1,483.75
048579	Parkway Local SD	\$0.00
044636	Parma City SD	\$395,176.27
047597	Patrick Henry Local	\$8,560.17
045575	Paulding Ex Vill SD	\$32,367.67
046813	Perkins Local SD	\$21,223.65
045781	Perry Local SD	\$10,939.86
047902	Perry Local SD	\$5,063.84
049924	Perry Local SD	\$4,956.69
045583	Perrysburg Ex Vill S	\$107,530.50
047076	Pettisville Local SD	\$25,761.14
046896	Pickerington Local S	\$103,897.85
047084	Pike-Delta-York Loca	\$32,754.54
044644	Piqua City SD	\$193,503.38
049932	Plain Local SD	\$77,570.33
048421	Pleasant Local SD	\$13,056.90
049460	Plymouth-Shiloh Loca	\$5,575.31
048348	Poland Local SD	\$93,135.33
044651	Port Clinton City SD	\$16,739.78
044669	Portsmouth City SD	\$265,680.47
049288	Preble-Shawnee Local	\$0.00
044677	Princeton City SD	\$27,955.38
048975	Put-In-Bay Local SD	\$0.00
045880	Pymatuning Valley Lo	\$11,627.13
044685	Ravenna City SD	\$5,949.58
044693	Reading Community Ci	\$39,972.69
050054	Revere Local SD	\$6,641.57
047001	Reynoldsburg City SD	\$37,444.26
046599	Richmond Heights Loc	\$10,898.59
048439	Ridgedale Local SD	\$0.00
047506	Ridgemont Local SD	\$0.00
046474	Ridgewood Local SD	\$13,169.62
046078	Ripley-Union-Lewis L	\$22,215.73

IRN	Public District	Total State Funding
045591	Rittman Ex Vill SD	\$20,319.11
048447	River Valley Local S	\$0.00
046482	River View Local SD	\$9,819.52
047514	Riverdale Local SD	\$23,327.98
047894	Riverside Local SD	\$62,007.08
048090	Riverside Local SD	\$0.00
047944	Rock Hill Local SD	\$0.00
044701	Rocky River City SD	\$5,624.89
047308	Rolling Hills Local	\$0.00
049213	Rootstown Local SD	\$13,621.81
046144	Ross Local SD	\$29,708.05
045609	Rossford Ex Vill SD	\$9,541.89
049817	Russia Local SD	\$0.00
044735	Salem City SD	\$18,675.23
044743	Sandusky City SD	\$153,619.14
049940	Sandy Valley Local S	\$6,333.69
049130	Scioto Valley Local	\$0.00
048355	Sebring Local SD	\$0.00
049684	Seneca East Local SD	\$4,870.71
046003	Shadyside Local SD	\$12,358.78
044750	Shaker Heights City	\$148,919.68
045799	Shawnee Local SD	\$48,410.55
044768	Sheffield-Sheffield	\$14,649.69
044776	Shelby City SD	\$84,627.58
044784	Sidney City SD	\$225,079.62
046607	Solon City SD	\$16,498.59
047738	South Central Local	\$2,665.72
044792	South Euclid-Lyndhur	\$150,776.78
047951	South Point Local SD	\$0.00
048363	South Range Local SD	\$9,807.32
049221	Southeast Local SD	\$6,642.36
050583	Southeast Local SD	\$8,919.29
046276	Southeastern Local S	\$10,384.15
049528	Southeastern Local S	\$8,615.62
046441	Southern Local SD	\$0.00
048538	Southern Local SD	\$0.00
049064	Southern Local SD	\$0.00
050237	Southington Local SD	\$6,948.57
048041	Southwest Licking Lo	\$88,325.50
047381	Southwest Local SD	\$182,693.09
044800	South-Western City S	\$297,504.08
045807	Spencerville Local S	\$0.00

IRN	Public District	Total State Funding
050427	Springboro Community	\$22,954.49
044818	Springfield City SD	\$287,130.45
048223	Springfield Local SD	\$74,475.57
048371	Springfield Local SD	\$19,011.33
050062	Springfield Local SD	\$90,157.45
044719	St Bernard-Elmwood P	\$125,790.82
045997	St Clairsville-Richl	\$6,288.13
048587	St Henry Consolidate	\$0.00
044727	St Marys City SD	\$0.00
044826	Steubenville City SD	\$93,145.59
044834	Stow-Munroe Falls Ci	\$27,940.13
050294	Strasburg-Franklin L	\$0.00
049239	Streetsboro City SD	\$8,822.01
044842	Strongsville City SD	\$43,630.36
044859	Struthers City SD	\$69,752.29
050658	Stryker Local SD	\$42,074.58
047274	Sugarcreek Local SD	\$2,832.26
047092	Swanton Local SD	\$25,496.04
048652	Switzerland Of Ohio	\$12,484.98
044867	Sycamore Community C	\$17,322.72
044875	Sylvania City SD	\$90,585.04
047969	Symmes Valley Local	\$0.00
046151	Talawanda City SD	\$14,670.95
044883	Tallmadge City SD	\$52,310.52
049098	Teays Valley Local S	\$21,021.36
046243	Tecumseh Local SD	\$11,330.09
047399	Three Rivers Local S	\$78,057.68
044891	Tiffin City SD	\$209,219.57
045617	Tipp City Ex Vill SD	\$21,609.97
044909	Toledo City SD	\$957,842.69
044917	Toronto City SD	\$44,121.92
046201	Triad Local SD	\$5,824.03
091397	Tri-County North Loc	\$4,550.45
045922	Trimble Local SD	\$0.00
048876	Tri-Valley Local SD	\$45,689.52
046680	Tri-Village Local SD	\$10,477.83
050591	Triway Local SD	\$24,543.57
048694	Trotwood-Madison Cit	\$27,896.88
044925	Troy City SD	\$99,180.17
050302	Tuscarawas Valley Lo	\$0.00
049957	Tuslaw Local SD	\$0.00
049296	Twin Valley Communit	\$4,770.04

IRN	Public District	Total State Funding
050070	Twinsburg City SD	\$25,766.64
046011	Union Local SD	\$3,277.02
049536	Union Scioto Local S	\$87,998.00
046458	United Local SD	\$6,315.21
044933	Upper Arlington City	\$12,946.04
045625	Upper Sandusky Ex Vi	\$26,502.86
047522	Upper Scioto Valley	\$0.00
044941	Urbana City SD	\$60,025.44
049643	Valley Local SD	\$21,926.78
048744	Valley View Local SD	\$10,858.78
047464	Van Buren Local SD	\$0.00
044966	Van Wert City SD	\$0.00
044958	Vandalia-Butler City	\$19,059.70
047472	Vanlue Local SD	\$0.00
046821	Vermilion Local SD	\$23,553.24
045633	Versailles Ex Vill S	\$0.00
050393	Vinton County Local	\$12,724.48
044974	Wadsworth City SD	\$83,237.73
046904	Walnut Township Loca	\$0.00
044982	Wapakoneta City SD	\$12,798.36
044990	Warren City SD	\$23,156.85
050500	Warren Local SD	\$0.00
045005	Warrensville Heights	\$33,297.04
045013	Washington Court Hou	\$0.00
048231	Washington Local SD	\$85,453.57
049650	Washington-Nile Loca	\$256,133.04
049247	Waterloo Local SD	\$27,378.61
045641	Wauseon Ex Vill SD	\$193,507.27
049148	Waverly City SD	\$0.00
050468	Wayne Local SD	\$2,829.78
049031	Wayne Trace Local SD	\$12,822.75
045971	Waynesfield-Goshen L	\$0.00
050252	Weathersfield Local	\$19,688.82
045658	Wellington Ex Vill S	\$11,470.62
045021	Wellston City SD	\$130,585.60
045039	Wellsville Local SD	\$0.00
048389	West Branch Local SD	\$27,792.31
045054	West Carrollton City	\$21,261.82
046359	West Clermont Local	\$126,985.19
047225	West Geauga Local SD	\$49,793.07
047696	West Holmes Local SD	\$13,825.13
046219	West Liberty-Salem L	\$6,013.84

IRN	Public District	Total State Funding
048884	West Muskingum Local	\$16,092.69
046060	Western Brown Local	\$20,580.41
049155	Western Local SD	\$0.00
047746	Western Reserve Local	\$0.00
048397	Western Reserve Loca	\$0.00
045047	Westerville City SD	\$222,999.72
049106	Westfall Local SD	\$0.00
045062	Westlake City SD	\$22,040.49
049668	Wheelersburg Local S	\$30,535.11
045070	Whitehall City SD	\$43,161.41
045088	Wickliffe City SD	\$37,234.28
045096	Willard City SD	\$38,501.79
046367	Williamsburg Local S	\$10,617.61
045104	Willoughby-Eastlake	\$139,810.50
045112	Wilmington City SD	\$5,370.30
045666	Windham Ex Vill SD	\$0.00
044081	Winton Woods City SD	\$232,377.14
050518	Wolf Creek Local SD	\$0.00
049577	Woodmore Local SD	\$21,870.04
049973	Woodridge Local SD	\$8,676.25
045120	Wooster City SD	\$80,216.17
045138	Worthington City SD	\$93,786.99
046524	Wynford Local SD	\$0.00
045146	Wyoming City SD	\$29,459.02
045153	Xenia Community City	\$76,112.36
045674	Yellow Springs Ex Vi	\$2,892.54
045161	Youngstown City SD	\$1,162,445.05
049544	Zane Trace Local SD	\$46,805.64
045179	Zanesville City SD	\$82,096.16

Appendix F. Full-Year Program Enrollment by Resident District (FY2018)

IRN	District	1 Year	2 Years	3 Years	4 Years	5 Years	6 Years
043489	Akron City	34	28	20	18	<10	<10
043497	Alliance City	<10	0	<10	0	0	0
043505	Ashland City	0	0	<10	<10	0	<10
043513	Ashtabula Area City	<10	<10	<10	<10	10	<10
043539	Barberton City	<10	<10	<10	<10	0	<10

IRN	District	1 Year	2 Years	3 Years	4 Years	5 Years	6 Years
043547	Bay Village City	16	<10	<10	<10	0	<10
043554	Beachwood City	15	11	<10	<10	<10	<10
043562	Bedford City	<10	<10	<10	0	<10	0
043596	Bellevue City	<10	<10	<10	0	0	0
043612	Berea City	<10	<10	<10	<10	<10	<10
043620	Bexley City	<10	<10	<10	<10	0	0
043638	Bowling Green City School District	13	<10	<10	<10	<10	<10
043646	Brecksville-Broadview Heights City	12	<10	<10	<10	<10	<10
043653	Brooklyn City	<10	<10	0	0	0	0
043661	Brunswick City	<10	<10	0	0	0	0
043679	Bryan City	<10	0	0	0	0	0
043687	Bucyrus City	<10	<10	0	0	0	0
043703	Campbell City	0	0	0	0	0	<10
043711	Canton City	<10	<10	<10	0	<10	0
043729	Celina City	<10	<10	<10	0	0	0
043737	Centerville City	<10	0	0	0	0	0
043745	Chillicothe City	<10	<10	<10	0	0	0
043752	Cincinnati City	81	63	57	40	30	38
043760	Circleville City	<10	<10	<10	0	0	0
043778	Claymont City	0	0	<10	0	0	0
043786	Cleveland Municipal	75	58	32	26	<10	<10
043794	Cleveland Heights-University Heights City	56	53	31	30	16	14
043802	Columbus City School District	60	39	39	22	<10	<10
043810	Conneaut Area City	0	0	0	0	0	<10
043836	Cuyahoga Falls City	<10	<10	<10	<10	0	<10
043844	Dayton City	35	20	21	<10	<10	0
043851	Deer Park Community City	<10	<10	<10	0	<10	<10
043869	Defiance City	<10	<10	0	<10	0	<10
043877	Delaware City	<10	<10	<10	<10	<10	<10
043885	Delphos City	0	<10	<10	<10	<10	<10
043901	East Cleveland City School District	<10	<10	<10	<10	0	0
043935	Eaton Community City	0	0	0	0	<10	0
043943	Elyria City Schools	18	<10	<10	<10	0	<10
043950	Euclid City	15	<10	<10	<10	<10	0
043968	Fairborn City	<10	<10	<10	<10	0	0
043976	Fairview Park City	<10	0	<10	0	0	0
043984	Findlay City	<10	<10	<10	<10	<10	0

IRN	District	1 Year	2 Years	3 Years	4 Years	5 Years	6 Years
043992	Fostoria City	<10	<10	0	<10	0	0
044008	Franklin City	0	0	<10	0	0	0
044016	Fremont City	0	<10	<10	0	<10	<10
044024	Galion City	<10	<10	0	0	<10	0
044040	Garfield Heights City Schools	<10	<10	<10	<10	<10	<10
044057	Geneva Area City	<10	0	<10	<10	0	0
044065	Girard City School District	0	0	0	<10	0	0
044081	Winton Woods City	<10	<10	12	<10	<10	<10
044099	Greenville City	<10	<10	0	<10	<10	0
044107	Hamilton City	<10	<10	<10	<10	0	<10
044115	Heath City	0	<10	<10	0	0	0
044123	Hillsboro City	<10	0	0	0	0	0
044131	Huron City Schools	0	0	0	0	<10	0
044156	Jackson City	<10	<10	0	0	0	0
044164	Kent City	<10	<10	0	<10	0	0
044172	Kenton City	<10	0	0	0	0	0
044180	Kettering City School District	<10	0	<10	0	<10	0
044198	Lakewood City	<10	<10	<10	<10	<10	0
044206	Lancaster City	<10	<10	<10	<10	<10	0
044214	Lebanon City	<10	<10	<10	0	<10	0
044222	Lima City	24	<10	<10	<10	<10	<10
044248	Logan-Hocking Local	0	0	<10	0	0	0
044263	Lorain City	<10	<10	<10	<10	<10	0
044271	Loveland City	<10	<10	<10	<10	<10	<10
044289	Madeira City	<10	<10	<10	<10	<10	<10
044297	Mansfield City	<10	14	<10	<10	<10	<10
044305	Maple Heights City	<10	<10	<10	0	0	0
044313	Mariemont City	<10	<10	0	<10	0	0
044347	Martins Ferry City	<10	<10	<10	0	<10	0
044354	Massillon City	<10	0	<10	0	0	0
044362	Maumee City	<10	<10	<10	<10	<10	<10
044370	Mayfield City	<10	<10	<10	<10	<10	<10
044388	Medina City SD	<10	<10	<10	<10	<10	<10
044396	Miamisburg City	<10	<10	0	<10	0	0
044404	Middletown City	<10	0	0	0	0	0
044412	Mt Healthy City	<10	<10	<10	<10	<10	<10
044420	Mount Vernon City	<10	<10	<10	<10	<10	0

IRN	District	1 Year	2 Years	3 Years	4 Years	5 Years	6 Years
044438	Napoleon Area City	0	0	<10	0	0	0
044453	Newark City	<10	10	14	<10	<10	0
044479	New Lexington School District	<10	0	0	0	0	0
044495	Niles City	0	0	0	<10	0	0
044503	North Canton City	<10	<10	<10	<10	0	0
044511	North College Hill City	<10	0	<10	<10	0	0
044529	North Olmsted City	<10	<10	0	0	0	0
044537	North Ridgeville City	<10	<10	<10	0	<10	<10
044545	North Royalton City	<10	11	<10	<10	<10	0
044552	Norton City	<10	<10	0	0	<10	<10
044560	Norwalk City	<10	<10	<10	0	0	0
044578	Norwood City	<10	<10	<10	<10	0	<10
044602	Oregon City	0	<10	<10	0	0	0
044610	Orrville City	<10	<10	0	<10	0	0
044628	Painesville City Local	<10	<10	0	0	0	0
044636	Parma City	27	18	10	10	<10	<10
044644	Piqua City	<10	<10	<10	<10	<10	<10
044651	Port Clinton City	<10	<10	<10	<10	<10	0
044669	Portsmouth City	<10	10	<10	<10	0	0
044677	Princeton City	<10	<10	<10	<10	<10	<10
044685	Ravenna City	0	0	<10	0	0	0
044693	Reading Community City	<10	<10	<10	0	0	0
044701	Rocky River City	<10	<10	0	0	<10	0
044719	St Bernard-Elmwood Place City	<10	<10	<10	<10	<10	<10
044735	Salem City	0	<10	0	<10	0	<10
044743	Sandusky City	<10	<10	<10	<10	<10	<10
044750	Shaker Heights City	11	<10	10	<10	<10	0
044768	Sheffield-Sheffield Lake City	<10	0	<10	0	0	0
044776	Shelby City	<10	<10	<10	<10	<10	<10
044784	Sidney City	<10	<10	10	<10	12	<10
044792	South Euclid-Lyndhurst City	20	13	<10	<10	<10	<10
044800	South-Western City	15	12	<10	<10	<10	0
044818	Springfield City School District	10	<10	<10	<10	<10	<10
044826	Steubenville City	<10	<10	<10	<10	0	<10
044834	Stow-Munroe Falls City School District	<10	0	<10	<10	0	<10
044842	Strongsville City	<10	<10	<10	<10	<10	<10
044859	Struthers City	<10	<10	<10	0	0	0

IRN	District	1 Year	2 Years	3 Years	4 Years	5 Years	6 Years
044867	Sycamore Community City	10	<10	<10	<10	<10	<10
044875	Sylvania Schools	<10	<10	<10	<10	<10	<10
044883	Tallmadge City	<10	<10	<10	<10	<10	<10
044891	Tiffin City	<10	<10	<10	10	<10	<10
044909	Toledo City	31	25	19	<10	<10	<10
044917	Toronto City	0	0	0	<10	<10	0
044925	Troy City	<10	<10	<10	<10	<10	<10
044933	Upper Arlington City	<10	<10	<10	<10	<10	<10
044941	Urbana City	0	<10	<10	<10	<10	0
044958	Vandalia-Butler City	<10	<10	<10	<10	0	0
044974	Wadsworth City	<10	<10	<10	<10	0	<10
044982	Wapakoneta City	<10	0	0	0	0	0
044990	Warren City	<10	0	0	0	0	0
045005	Warrensville Heights City	<10	<10	<10	<10	<10	<10
045021	Wellston City	<10	<10	<10	<10	0	0
045047	Westerville City	25	10	11	10	<10	<10
045054	West Carrollton City	<10	<10	0	0	0	0
045062	Westlake City	17	<10	<10	<10	0	0
045070	Whitehall City	<10	0	<10	0	0	0
045088	Wickliffe City	<10	<10	<10	<10	<10	<10
045096	Willard City	<10	<10	<10	0	0	<10
045104	Willoughby-Eastlake City	11	<10	<10	14	<10	<10
045112	Wilmington City	<10	0	0	0	0	0
045120	Wooster City	<10	<10	0	<10	<10	0
045138	Worthington City	<10	<10	<10	<10	<10	<10
045146	Wyoming City	0	<10	<10	<10	<10	0
045153	Xenia Community City	<10	<10	0	0	0	0
045161	Youngstown City	29	29	21	24	11	10
045179	Zanesville City	<10	<10	<10	0	<10	0
045187	Ada Exempted Village	<10	0	0	0	0	0
045195	Amherst Exempted Village	<10	0	<10	<10	0	<10
045211	Bluffton Exempted Village	<10	0	0	0	0	0
045245	Harrison Hills City	<10	0	0	0	0	0
045260	Carey Exempted Village Schools	<10	0	0	0	0	0
045278	Carrollton Exempted Village	0	0	0	<10	0	0
045286	Chagrin Falls Exempted Village	<10	<10	<10	<10	0	0
045302	Clyde-Green Springs Exempted Village	<10	<10	0	0	0	0

IRN	District	1 Year	2 Years	3 Years	4 Years	5 Years	6 Years
045328	Columbiana Exempted Village	<10	0	0	<10	0	<10
045336	Covington Exempted Village	<10	0	0	0	0	0
045344	Crestline Exempted Village	<10	<10	<10	0	0	0
045369	Fairport Harbor Exempted Village	<10	0	0	0	0	0
045377	Georgetown Exempted Village	0	<10	0	0	0	0
045393	Granville Exempted Village	<10	<10	<10	<10	<10	<10
045427	Hubbard Exempted Village	0	<10	<10	<10	<10	0
045435	Indian Hill Exempted Village	<10	0	<10	<10	0	<10
045450	Lisbon Exempted Village	0	0	0	0	<10	0
045476	Marysville Exempted Village	<10	0	0	<10	0	0
045492	Mentor Exempted Village	11	<10	<10	<10	<10	<10
045500	Milford Exempted Village	11	<10	<10	<10	<10	<10
045518	Milton-Union Exempted Village	0	0	<10	<10	0	0
045534	Mount Gilead Exempted Village	<10	<10	0	<10	<10	0
045559	New Richmond Exempted Village	<10	<10	<10	0	0	<10
045567	Newton Falls Exempted Village	0	0	<10	<10	0	0
045575	Paulding Exempted Village	<10	<10	0	0	0	0
045583	Perrysburg Exempted Village	11	<10	<10	<10	<10	0
045591	Rittman Exempted Village	<10	0	0	0	<10	0
045609	Rossford Exempted Village	<10	<10	<10	0	0	0
045617	Tipp City Exempted Village	<10	<10	0	0	0	0
045625	Upper Sandusky Exempted Village	<10	<10	<10	<10	0	0
045641	Wauseon Exempted Village	0	<10	<10	<10	0	0
045658	Wellington Exempted Village	<10	<10	0	0	0	0
045674	Yellow Springs Exempted Village	0	<10	0	0	0	0
045757	Allen East Local	<10	0	0	0	0	0
045765	Bath Local	<10	<10	<10	<10	0	0
045773	Elida Local	<10	<10	11	<10	<10	<10
045781	Perry Local	<10	<10	0	0	0	0
045799	Shawnee Local	<10	<10	<10	0	<10	<10
045823	Hillsdale Local	<10	0	0	0	<10	0
045831	Mapleton Local	<10	0	0	0	0	0
045856	Buckeye Local	0	<10	<10	0	<10	0
045872	Jefferson Area Local	0	0	<10	0	0	0
045880	Pymatuning Valley Local	0	0	<10	0	0	0
045955	New Bremen Local	<10	0	0	0	0	0
045997	St Clairsville-Richland City	<10	0	0	0	0	<10

IRN	District	1 Year	2 Years	3 Years	4 Years	5 Years	6 Years
046003	Shadyside Local	0	0	<10	0	<10	0
046011	Union Local	<10	0	0	0	0	0
046037	Eastern Local	0	<10	0	0	0	0
046045	Fayetteville-Perry Local	0	<10	0	0	0	0
046060	Western Brown Local	0	<10	<10	0	0	0
046078	Ripley-Union-Lewis-Huntington Local	<10	0	<10	0	0	0
046094	Edgewood City	<10	0	0	0	0	0
046102	Fairfield City	10	<10	<10	<10	<10	<10
046110	Lakota Local	24	17	10	<10	<10	<10
046128	Madison Local	<10	0	0	0	0	0
046136	New Miami Local	0	0	0	<10	0	<10
046144	Ross Local	<10	0	0	<10	0	<10
046151	Talawanda City	<10	<10	0	<10	0	0
046193	Graham Local	<10	0	<10	<10	0	0
046201	Triad Local	0	0	<10	0	0	0
046219	West Liberty-Salem Local	0	0	0	0	<10	0
046235	Greenon Local	0	0	0	<10	<10	0
046243	Tecumseh Local	0	0	0	0	<10	0
046250	Northeastern Local	<10	<10	<10	0	0	0
046276	Southeastern Local	0	<10	<10	0	0	0
046284	Clark-Shawnee Local	<10	0	<10	0	0	0
046300	Batavia Local	<10	<10	0	0	0	0
046326	Clermont Northeastern Local	<10	<10	<10	<10	0	<10
046334	Felicity-Franklin Local	0	<10	0	0	0	0
046342	Goshen Local	0	<10	0	0	<10	0
046359	West Clermont Local	11	<10	<10	0	0	<10
046367	Williamsburg Local	<10	<10	0	0	0	0
046391	Clinton-Massie Local	0	0	<10	0	0	0
046425	Beaver Local	0	0	<10	0	0	0
046458	United Local	0	0	0	<10	0	0
046474	Ridgewood Local	0	<10	0	0	0	0
046482	River View Local	<10	0	<10	0	0	0
046508	Buckeye Central Local	<10	0	0	<10	0	0
046557	Cuyahoga Heights Local	<10	0	<10	0	0	0
046565	Independence Local	<10	<10	0	0	<10	<10
046573	Olmsted Falls City	<10	<10	0	0	0	0
046581	Orange City	<10	<10	<10	<10	<10	0

IRN	District	1 Year	2 Years	3 Years	4 Years	5 Years	6 Years
046599	Richmond Heights Local	<10	<10	<10	0	<10	0
046607	Solon City	<10	10	<10	0	<10	<10
046623	Ansonia Local	<10	0	0	0	0	0
046680	Tri-Village Local	<10	0	0	0	0	0
046706	Ayersville Local	<10	0	0	0	0	0
046722	Northeastern Local	<10	<10	0	<10	<10	0
046748	Big Walnut Local	<10	<10	<10	<10	0	0
046755	Buckeye Valley Local	<10	<10	<10	0	0	<10
046763	Olentangy Local	16	10	14	10	<10	<10
046805	Margaretta Local	<10	<10	<10	0	<10	<10
046813	Perkins Local	<10	<10	<10	<10	0	0
046821	Vermilion Local	<10	<10	<10	<10	<10	<10
046847	Amanda-Clearcreek Local	<10	<10	0	<10	0	0
046854	Berne Union Local	<10	<10	<10	0	0	0
046862	Bloom-Carroll Local	<10	<10	0	0	0	0
046870	Fairfield Union Local	0	<10	0	0	0	0
046888	Liberty Union-Thurston Local	<10	<10	0	0	0	<10
046896	Pickerington Local	<10	<10	0	<10	<10	<10
046946	Canal Winchester Local	<10	<10	<10	0	0	<10
046953	Hamilton Local	<10	0	0	0	0	0
046961	Gahanna-Jefferson City	17	<10	20	<10	<10	<10
046979	Groveport Madison Local	<10	<10	0	<10	<10	0
046995	New Albany-Plain Local	10	<10	<10	<10	<10	<10
047001	Reynoldsburg City	<10	<10	<10	<10	0	0
047019	Hilliard City	<10	12	<10	12	<10	<10
047027	Dublin City	15	<10	<10	<10	<10	<10
047043	Archbold-Area Local	<10	0	<10	0	0	0
047050	Evergreen Local	<10	<10	<10	<10	0	0
047076	Pettisville Local	0	<10	0	<10	0	0
047084	Pike-Delta-York Local	<10	<10	<10	<10	0	0
047092	Swanton Local	<10	<10	0	0	0	0
047167	Berkshire Local	<10	<10	<10	<10	0	0
047175	Cardinal Local	<10	<10	<10	0	0	<10
047183	Chardon Local	<10	<10	<10	<10	<10	<10
047191	Kenston Local	<10	<10	<10	<10	<10	<10
047217	Newbury Local	<10	<10	<10	0	<10	0
047225	West Geauga Local	12	<10	<10	<10	<10	<10

IRN	District	1 Year	2 Years	3 Years	4 Years	5 Years	6 Years
047241	Beavercreek City	14	<10	<10	0	0	0
047258	Cedar Cliff Local	0	0	0	<10	0	0
047266	Greeneview Local	<10	0	<10	0	0	0
047274	Bellbrook-Sugarcreek Local	<10	0	0	0	0	0
047332	Finneytown Local	<10	<10	<10	<10	<10	0
047340	Forest Hills Local	18	10	12	<10	<10	<10
047365	Northwest Local	27	19	20	23	<10	17
047373	Oak Hills Local	24	26	11	13	12	24
047381	Southwest Local	<10	<10	<10	<10	<10	<10
047399	Three Rivers Local	11	<10	<10	<10	<10	<10
047415	Arcadia Local	<10	<10	0	0	<10	0
047456	McComb Local	0	<10	<10	<10	0	0
047514	Riverdale Local	<10	<10	0	0	0	0
047571	Holgate Local	0	<10	<10	0	0	0
047589	Liberty Center Local	0	0	0	<10	<10	0
047597	Patrick Henry Local	0	0	<10	0	0	0
047688	East Holmes Local	0	<10	<10	0	0	0
047696	West Holmes Local	<10	<10	0	0	0	0
047712	Monroeville Local	<10	0	0	0	0	0
047738	South Central Local	0	0	<10	0	0	0
047787	Buckeye Local	<10	<10	0	<10	<10	<10
047795	Edison Local	<10	0	<10	0	0	0
047803	Indian Creek Local	<10	<10	<10	<10	<10	<10
047829	Centerburg Local	<10	0	<10	<10	0	0
047845	East Knox Local	<10	0	0	0	0	0
047878	Kirtland Local	<10	<10	<10	<10	<10	<10
047886	Madison Local	<10	0	0	0	0	0
047894	Riverside Local	<10	12	<10	<10	<10	<10
047902	Perry Local	<10	<10	0	0	0	0
047985	Johnstown-Monroe Local	<10	0	0	<10	0	0
047993	Lakewood Local	<10	<10	<10	<10	<10	0
048009	Licking Heights Local	<10	<10	<10	0	0	0
048017	Licking Valley Local	<10	0	<10	0	<10	0
048025	North Fork Local	<10	<10	<10	<10	0	0
048033	Northridge Local	<10	<10	<10	0	0	0
048041	Southwest Licking Local	<10	<10	<10	<10	<10	0
048074	Benjamin Logan Local	<10	0	0	0	<10	0

IRN	District	1 Year	2 Years	3 Years	4 Years	5 Years	6 Years
048116	Avon Local	<10	<10	<10	<10	0	0
048124	Avon Lake City	10	<10	<10	<10	0	0
048140	Columbia Local	<10	<10	0	0	0	0
048157	Firelands Local	<10	0	0	0	0	0
048165	Keystone Local	<10	0	0	0	0	0
048173	Midview Local	<10	<10	0	0	0	<10
048207	Anthony Wayne Local	<10	<10	<10	<10	0	<10
048223	Springfield Local	<10	<10	<10	<10	0	<10
048231	Washington Local	<10	<10	0	<10	0	0
048256	Jefferson Local	<10	0	0	<10	0	0
048264	Jonathan Alder Local	<10	0	0	0	0	0
048272	Madison-Plains Local	0	0	0	0	0	<10
048298	Austintown Local Schools	<10	0	<10	<10	<10	0
048306	Boardman Local	<10	<10	0	10	<10	0
048314	Canfield Local	<10	<10	<10	<10	0	0
048322	Jackson-Milton Local	<10	0	0	<10	0	<10
048330	Lowellville Local	0	0	0	<10	0	0
048348	Poland Local	<10	<10	<10	<10	0	<10
048363	South Range Local	<10	0	0	<10	0	0
048371	Springfield Local	<10	<10	0	<10	<10	0
048389	West Branch Local	<10	<10	<10	<10	0	0
048413	Elgin Local	<10	0	0	0	0	0
048421	Pleasant Local	0	0	<10	0	0	0
048462	Black River Local	<10	<10	<10	<10	<10	0
048470	Buckeye Local	<10	<10	<10	0	0	<10
048488	Cloverleaf Local	<10	<10	<10	0	0	0
048496	Highland Local	<10	<10	<10	0	<10	0
048520	Meigs Local	<10	0	0	<10	0	0
048595	Fort Recovery Local	0	0	0	0	<10	0
048611	Bethel Local	<10	0	0	<10	<10	0
048629	Miami East Local	0	0	0	0	<10	0
048652	Switzerland of Ohio Local	<10	0	0	<10	0	0
048686	Jefferson Township Local	<10	<10	<10	0	0	0
048694	Trotwood-Madison City	<10	<10	0	<10	0	0
048702	Mad River Local	0	<10	<10	<10	0	0
048710	New Lebanon Local	<10	0	0	0	0	0
048728	Northmont City	<10	12	<10	<10	<10	0

IRN	District	1 Year	2 Years	3 Years	4 Years	5 Years	6 Years
048744	Valley View Local	<10	<10	0	0	0	0
048751	Huber Heights City	<10	<10	<10	<10	0	0
048793	Cardington-Lincoln Local	<10	<10	0	<10	<10	0
048801	Highland Local	<10	0	0	0	<10	0
048819	Northmor Local	0	<10	<10	0	0	0
048835	East Muskingum Local	0	<10	<10	0	0	0
048843	Franklin Local	0	0	0	0	<10	0
048850	Maysville Local	<10	0	0	<10	0	0
048876	Tri-Valley Local	<10	<10	<10	<10	<10	0
048884	West Muskingum Local	<10	<10	0	0	0	0
048926	Benton Carroll Salem Local	<10	<10	0	<10	0	<10
048942	Genoa Area Local	0	<10	0	<10	0	0
049031	Wayne Trace Local	<10	0	0	0	0	0
049056	Northern Local	<10	<10	0	<10	0	0
049080	Logan Elm Local	<10	<10	<10	0	<10	0
049098	Teays Valley Local	<10	<10	<10	0	0	0
049122	Eastern Local School District	0	<10	<10	0	0	0
049171	Aurora City	<10	<10	0	<10	<10	<10
049189	Crestwood Local	0	0	<10	0	0	0
049197	Field Local	<10	<10	<10	0	<10	0
049205	James A Garfield Local	<10	0	<10	0	0	0
049213	Rootstown Local	<10	0	<10	0	0	0
049221	Southeast Local	<10	0	0	0	0	0
049239	Streetsboro City	<10	0	<10	0	0	0
049247	Waterloo Local	0	0	0	<10	<10	<10
049296	Twin Valley Community Local	<10	0	0	0	0	0
049353	Leipsic Local	<10	0	0	<10	0	0
049379	Ottawa-Glandorf Local	<10	<10	0	0	<10	0
049395	Pandora-Gilboa Local	0	0	<10	0	0	0
049411	Clear Fork Valley Local	<10	<10	0	0	<10	0
049429	Crestview Local	0	<10	0	0	0	0
049437	Lexington Local	<10	<10	<10	<10	0	<10
049452	Madison Local	<10	<10	<10	<10	<10	0
049460	Plymouth-Shiloh Local	<10	0	0	0	0	0
049478	Ontario Local	<10	0	0	<10	0	0
049494	Adena Local	<10	0	<10	0	0	0
049510	Paint Valley Local	0	<10	0	0	0	0

IRN	District	1 Year	2 Years	3 Years	4 Years	5 Years	6 Years
049528	Southeastern Local	0	<10	0	0	0	0
049536	Union-Scioto Local	<10	<10	<10	0	0	0
049544	Zane Trace Local	<10	<10	<10	0	0	0
049577	Woodmore Local	0	<10	<10	0	0	0
049593	Bloom-Vernon Local	<10	0	0	0	0	0
049601	Clay Local	<10	<10	0	0	0	0
049619	Green Local	<10	<10	0	0	0	0
049627	Minford Local	<10	<10	0	0	0	0
049635	Northwest Local	<10	<10	<10	0	0	0
049643	Valley Local	<10	0	0	0	0	0
049650	Washington-Nile Local	<10	<10	<10	<10	0	0
049668	Wheelersburg Local	0	<10	<10	<10	0	0
049684	Seneca East Local	<10	0	0	0	0	0
049700	Hopewell-Loudon Local	0	<10	<10	0	<10	<10
049726	Old Fort Local	<10	0	0	0	0	<10
049775	Fairlawn Local	<10	<10	0	0	0	0
049783	Fort Loramie Local	0	<10	0	0	0	0
049791	Hardin-Houston Local	<10	<10	<10	<10	<10	<10
049833	Canton Local	<10	0	0	0	0	0
049841	Fairless Local	0	0	0	<10	0	0
049858	Jackson Local	<10	<10	0	<10	<10	<10
049866	Lake Local	<10	<10	<10	<10	<10	<10
049874	Louisville City	<10	0	0	0	0	0
049882	Marlington Local	<10	<10	<10	0	<10	<10
049908	Northwest Local	<10	<10	<10	<10	0	0
049924	Perry Local	0	0	<10	0	0	0
049932	Plain Local	<10	<10	<10	<10	0	<10
049940	Sandy Valley Local	<10	0	0	0	0	0
049973	Woodridge Local	<10	0	<10	<10	0	0
049981	Copley-Fairlawn City	<10	<10	<10	<10	0	<10
04<10	Coventry Local	<10	0	<10	<10	0	<10
050005	Manchester Local	<10	<10	<10	0	0	0
050013	Green Local	<10	<10	<10	<10	<10	<10
050021	Hudson City	13	<10	<10	<10	0	<10
050039	Mogadore Local	0	0	0	<10	0	0
050047	Nordonia Hills City	<10	<10	0	<10	<10	<10
050054	Revere Local	<10	<10	<10	0	0	<10

IRN	District	1 Year	2 Years	3 Years	4 Years	5 Years	6 Years
050062	Springfield Local	<10	<10	<10	<10	<10	<10
050070	Twinsburg City	<10	<10	<10	<10	<10	0
050138	Champion Local	0	0	<10	0	0	0
050195	Liberty Local	0	<10	<10	<10	0	0
050203	Lordstown Local	0	<10	0	0	0	0
050237	Southington Local	0	<10	0	0	0	0
050245	LaBrae Local	<10	0	<10	0	0	0
050252	Weathersfield Local	0	0	0	<10	0	0
050286	Indian Valley Local	0	0	0	0	0	<10
050328	Fairbanks Local	<10	0	<10	0	0	0
050369	Lincolnvlew Local	0	0	0	0	0	<10
050393	Vinton County Local	0	<10	0	0	0	0
050427	Springboro Community City	<10	<10	0	0	0	0
050435	Kings Local	<10	<10	0	0	0	0
050443	Little Miami Local	<10	0	<10	<10	0	<10
050450	Mason City	<10	<10	<10	<10	0	<10
050468	Wayne Local	<10	0	0	0	0	0
050534	Chippewa Local	<10	<10	<10	0	0	0
050542	Dalton Local	<10	0	<10	<10	0	0
050559	Green Local	0	<10	<10	0	0	0
050567	Norwayne Local	<10	<10	<10	0	0	<10
050575	Northwestern Local	<10	0	<10	0	0	0
050583	Southeast Local	<10	0	<10	<10	0	0
050591	Triway Local	0	<10	0	<10	0	0
050625	Edon Northwest Local	<10	0	0	0	0	0
050633	Millcreek-West Unity Local	0	<10	0	0	0	0
050658	Stryker Local	0	0	0	<10	<10	0
050674	Eastwood Local	<10	<10	0	0	<10	0
050682	Elmwood Local	0	0	0	0	<10	<10
050708	North Baltimore Local	0	0	<10	<10	0	0
050724	Otsego Local	<10	<10	<10	<10	0	0
050740	Mohawk Local	0	<10	0	0	0	0
061903	Adams County Ohio Valley Local	<10	<10	0	0	0	0
091397	Tri-County North Local	0	<10	0	0	0	0
139303	Monroe Local	0	<10	<10	0	<10	<10

IRN	District	1 Year	2 Years	3 Years	4 Years	5 Years	6 Years
043489	Akron City	34	28	20	18	<10	<10
043497	Alliance City	<10	0	<10	0	0	0
043505	Ashland City	0	0	<10	<10	0	<10
043513	Ashtabula Area City	<10	<10	<10	<10	10	<10
043539	Barberton City	<10	<10	<10	<10	0	<10
043547	Bay Village City	16	<10	<10	<10	0	<10
043554	Beachwood City	15	11	<10	<10	<10	<10
043562	Bedford City	<10	<10	<10	0	<10	0
043596	Bellevue City	<10	<10	<10	0	0	0
043612	Berea City	<10	<10	<10	<10	<10	<10
043620	Bexley City	<10	<10	<10	<10	0	0
043638	Bowling Green City School District	13	<10	<10	<10	<10	<10
043646	Brecksville-Broadview Heights City	12	<10	<10	<10	<10	<10
043653	Brooklyn City	<10	<10	0	0	0	0
043661	Brunswick City	<10	<10	0	0	0	0
043679	Bryan City	<10	0	0	0	0	0
043687	Bucyrus City	<10	<10	0	0	0	0
043703	Campbell City	0	0	0	0	0	<10
043711	Canton City	<10	<10	<10	0	<10	0
043729	Celina City	<10	<10	<10	0	0	0
043737	Centerville City	<10	0	0	0	0	0
043745	Chillicothe City	<10	<10	<10	0	0	0
043752	Cincinnati City	81	63	57	40	30	38
043760	Circleville City	<10	<10	<10	0	0	0
043778	Claymont City	0	0	<10	0	0	0
043786	Cleveland Municipal	75	58	32	26	<10	<10
043794	Cleveland Heights-University Heights City	56	53	31	30	16	14
043802	Columbus City School District	60	39	39	22	<10	<10
043810	Conneaut Area City	0	0	0	0	0	<10
043836	Cuyahoga Falls City	<10	<10	<10	<10	0	<10
043844	Dayton City	35	20	21	<10	<10	0
043851	Deer Park Community City	<10	<10	<10	0	<10	<10
043869	Defiance City	<10	<10	0	<10	0	<10
043877	Delaware City	<10	<10	<10	<10	<10	<10
043885	Delphos City	0	<10	<10	<10	<10	<10
043901	East Cleveland City School District	<10	<10	<10	<10	0	0
043935	Eaton Community City	0	0	0	0	<10	0

043943	Elyria City Schools	18	<10	<10	<10	0	<10
043950	Euclid City	15	<10	<10	<10	<10	0
043968	Fairborn City	<10	<10	<10	<10	0	0
043976	Fairview Park City	<10	0	<10	0	0	0
043984	Findlay City	<10	<10	<10	<10	<10	0
043992	Fostoria City	<10	<10	0	<10	0	0
044008	Franklin City	0	0	<10	0	0	0
044016	Fremont City	0	<10	<10	0	<10	<10
044024	Galion City	<10	<10	0	0	<10	0
044040	Garfield Heights City Schools	<10	<10	<10	<10	<10	<10
044057	Geneva Area City	<10	0	<10	<10	0	0
044065	Girard City School District	0	0	0	<10	0	0
044081	Winton Woods City	<10	<10	12	<10	<10	<10
044099	Greenville City	<10	<10	0	<10	<10	0
044107	Hamilton City	<10	<10	<10	<10	0	<10
044115	Heath City	0	<10	<10	0	0	0
044123	Hillsboro City	<10	0	0	0	0	0
044131	Huron City Schools	0	0	0	0	<10	0
044156	Jackson City	<10	<10	0	0	0	0
044164	Kent City	<10	<10	0	<10	0	0
044172	Kenton City	<10	0	0	0	0	0
044180	Kettering City School District	<10	0	<10	0	<10	0
044198	Lakewood City	<10	<10	<10	<10	<10	0
044206	Lancaster City	<10	<10	<10	<10	<10	0
044214	Lebanon City	<10	<10	<10	0	<10	0
044222	Lima City	24	<10	<10	<10	<10	<10
044248	Logan-Hocking Local	0	0	<10	0	0	0
044263	Lorain City	<10	<10	<10	<10	<10	0
044271	Loveland City	<10	<10	<10	<10	<10	<10
044289	Madeira City	<10	<10	<10	<10	<10	<10
044297	Mansfield City	<10	14	<10	<10	<10	<10
044305	Maple Heights City	<10	<10	<10	0	0	0
044313	Mariemont City	<10	<10	0	<10	0	0
044347	Martins Ferry City	<10	<10	<10	0	<10	0
044354	Massillon City	<10	0	<10	0	0	0
044362	Maumee City	<10	<10	<10	<10	<10	<10
044370	Mayfield City	<10	<10	<10	<10	<10	<10
044388	Medina City SD	<10	<10	<10	<10	<10	<10
044396	Miamisburg City	<10	<10	0	<10	0	0

044404	Middletown City	<10	0	0	0	0	0
044412	Mt Healthy City	<10	<10	<10	<10	<10	<10
044420	Mount Vernon City	<10	<10	<10	<10	<10	0
044438	Napoleon Area City	0	0	<10	0	0	0
044453	Newark City	<10	10	14	<10	<10	0
044479	New Lexington School District	<10	0	0	0	0	0
044495	Niles City	0	0	0	<10	0	0
044503	North Canton City	<10	<10	<10	<10	0	0
044511	North College Hill City	<10	0	<10	<10	0	0
044529	North Olmsted City	<10	<10	0	0	0	0
044537	North Ridgeville City	<10	<10	<10	0	<10	<10
044545	North Royalton City	<10	11	<10	<10	<10	0
044552	Norton City	<10	<10	0	0	<10	<10
044560	Norwalk City	<10	<10	<10	0	0	0
044578	Norwood City	<10	<10	<10	<10	0	<10
044602	Oregon City	0	<10	<10	0	0	0
044610	Orrville City	<10	<10	0	<10	0	0
044628	Painesville City Local	<10	<10	0	0	0	0
044636	Parma City	27	18	10	10	<10	<10
044644	Piqua City	<10	<10	<10	<10	<10	<10
044651	Port Clinton City	<10	<10	<10	<10	<10	0
044669	Portsmouth City	<10	10	<10	<10	0	0
044677	Princeton City	<10	<10	<10	<10	<10	<10
044685	Ravenna City	0	0	<10	0	0	0
044693	Reading Community City	<10	<10	<10	0	0	0
044701	Rocky River City	<10	<10	0	0	<10	0
044719	St Bernard-Elmwood Place City	<10	<10	<10	<10	<10	<10
044735	Salem City	0	<10	0	<10	0	<10
044743	Sandusky City	<10	<10	<10	<10	<10	<10
044750	Shaker Heights City	11	<10	10	<10	<10	0
044768	Sheffield-Sheffield Lake City	<10	0	<10	0	0	0
044776	Shelby City	<10	<10	<10	<10	<10	<10
044784	Sidney City	<10	<10	10	<10	12	<10
044792	South Euclid-Lyndhurst City	20	13	<10	<10	<10	<10
044800	South-Western City	15	12	<10	<10	<10	0
044818	Springfield City School District	10	<10	<10	<10	<10	<10
044826	Steubenville City	<10	<10	<10	<10	0	<10
044834	Stow-Munroe Falls City School District	<10	0	<10	<10	0	<10
044842	Strongsville City	<10	<10	<10	<10	<10	<10

044859	Struthers City	<10	<10	<10	0	0	0
044867	Sycamore Community City	10	<10	<10	<10	<10	<10
044875	Sylvania Schools	<10	<10	<10	<10	<10	<10
044883	Tallmadge City	<10	<10	<10	<10	<10	<10
044891	Tiffin City	<10	<10	<10	10	<10	<10
044909	Toledo City	31	25	19	<10	<10	<10
044917	Toronto City	0	0	0	<10	<10	0
044925	Troy City	<10	<10	<10	<10	<10	<10
044933	Upper Arlington City	<10	<10	<10	<10	<10	<10
044941	Urbana City	0	<10	<10	<10	<10	0
044958	Vandalia-Butler City	<10	<10	<10	<10	0	0
044974	Wadsworth City	<10	<10	<10	<10	0	<10
044982	Wapakoneta City	<10	0	0	0	0	0
044990	Warren City	<10	0	0	0	0	0
045005	Warrensville Heights City	<10	<10	<10	<10	<10	<10
045021	Wellston City	<10	<10	<10	<10	0	0
045047	Westerville City	25	10	11	10	<10	<10
045054	West Carrollton City	<10	<10	0	0	0	0
045062	Westlake City	17	<10	<10	<10	0	0
045070	Whitehall City	<10	0	<10	0	0	0
045088	Wickliffe City	<10	<10	<10	<10	<10	<10
045096	Willard City	<10	<10	<10	0	0	<10
045104	Willoughby-Eastlake City	11	<10	<10	14	<10	<10
045112	Wilmington City	<10	0	0	0	0	0
045120	Wooster City	<10	<10	0	<10	<10	0
045138	Worthington City	<10	<10	<10	<10	<10	<10
045146	Wyoming City	0	<10	<10	<10	<10	0
045153	Xenia Community City	<10	<10	0	0	0	0
045161	Youngstown City	29	29	21	24	11	10
045179	Zanesville City	<10	<10	<10	0	<10	0
045187	Ada Exempted Village	<10	0	0	0	0	0
045195	Amherst Exempted Village	<10	0	<10	<10	0	<10
045211	Bluffton Exempted Village	<10	0	0	0	0	0
045245	Harrison Hills City	<10	0	0	0	0	0
045260	Carey Exempted Village Schools	<10	0	0	0	0	0
045278	Carrollton Exempted Village	0	0	0	<10	0	0
045286	Chagrin Falls Exempted Village	<10	<10	<10	<10	0	0
045302	Clyde-Green Springs Exempted Village	<10	<10	0	0	0	0
045328	Columbiana Exempted Village	<10	0	0	<10	0	<10

045336	Covington Exempted Village	<10	0	0	0	0	0
045344	Crestline Exempted Village	<10	<10	<10	0	0	0
045369	Fairport Harbor Exempted Village	<10	0	0	0	0	0
045377	Georgetown Exempted Village	0	<10	0	0	0	0
045393	Granville Exempted Village	<10	<10	<10	<10	<10	<10
045427	Hubbard Exempted Village	0	<10	<10	<10	<10	0
045435	Indian Hill Exempted Village	<10	0	<10	<10	0	<10
045450	Lisbon Exempted Village	0	0	0	0	<10	0
045476	Marysville Exempted Village	<10	0	0	<10	0	0
045492	Mentor Exempted Village	11	<10	<10	<10	<10	<10
045500	Milford Exempted Village	11	<10	<10	<10	<10	<10
045518	Milton-Union Exempted Village	0	0	<10	<10	0	0
045534	Mount Gilead Exempted Village	<10	<10	0	<10	<10	0
045559	New Richmond Exempted Village	<10	<10	<10	0	0	<10
045567	Newton Falls Exempted Village	0	0	<10	<10	0	0
045575	Paulding Exempted Village	<10	<10	0	0	0	0
045583	Perrysburg Exempted Village	11	<10	<10	<10	<10	0
045591	Rittman Exempted Village	<10	0	0	0	<10	0
045609	Rossford Exempted Village	<10	<10	<10	0	0	0
045617	Tipp City Exempted Village	<10	<10	0	0	0	0
045625	Upper Sandusky Exempted Village	<10	<10	<10	<10	0	0
045641	Wauseon Exempted Village	0	<10	<10	<10	0	0
045658	Wellington Exempted Village	<10	<10	0	0	0	0
045674	Yellow Springs Exempted Village	0	<10	0	0	0	0
045757	Allen East Local	<10	0	0	0	0	0
045765	Bath Local	<10	<10	<10	<10	0	0
045773	Elida Local	<10	<10	11	<10	<10	<10
045781	Perry Local	<10	<10	0	0	0	0
045799	Shawnee Local	<10	<10	<10	0	<10	<10
045823	Hillsdale Local	<10	0	0	0	<10	0
045831	Mapleton Local	<10	0	0	0	0	0
045856	Buckeye Local	0	<10	<10	0	<10	0
045872	Jefferson Area Local	0	0	<10	0	0	0
045880	Pymatuning Valley Local	0	0	<10	0	0	0
045955	New Bremen Local	<10	0	0	0	0	0
045997	St Clairsville-Richland City	<10	0	0	0	0	<10
046003	Shadyside Local	0	0	<10	0	<10	0
046011	Union Local	<10	0	0	0	0	0
046037	Eastern Local	0	<10	0	0	0	0

046045	Fayetteville-Perry Local	0	<10	0	0	0	0
046060	Western Brown Local	0	<10	<10	0	0	0
046078	Ripley-Union-Lewis-Huntington Local	<10	0	<10	0	0	0
046094	Edgewood City	<10	0	0	0	0	0
046102	Fairfield City	10	<10	<10	<10	<10	<10
046110	Lakota Local	24	17	10	<10	<10	<10
046128	Madison Local	<10	0	0	0	0	0
046136	New Miami Local	0	0	0	<10	0	<10
046144	Ross Local	<10	0	0	<10	0	<10
046151	Talawanda City	<10	<10	0	<10	0	0
046193	Graham Local	<10	0	<10	<10	0	0
046201	Triad Local	0	0	<10	0	0	0
046219	West Liberty-Salem Local	0	0	0	0	<10	0
046235	Greenon Local	0	0	0	<10	<10	0
046243	Tecumseh Local	0	0	0	0	<10	0
046250	Northeastern Local	<10	<10	<10	0	0	0
046276	Southeastern Local	0	<10	<10	0	0	0
046284	Clark-Shawnee Local	<10	0	<10	0	0	0
046300	Batavia Local	<10	<10	0	0	0	0
046326	Clermont Northeastern Local	<10	<10	<10	<10	0	<10
046334	Felicity-Franklin Local	0	<10	0	0	0	0
046342	Goshen Local	0	<10	0	0	<10	0
046359	West Clermont Local	11	<10	<10	0	0	<10
046367	Williamsburg Local	<10	<10	0	0	0	0
046391	Clinton-Massie Local	0	0	<10	0	0	0
046425	Beaver Local	0	0	<10	0	0	0
046458	United Local	0	0	0	<10	0	0
046474	Ridgewood Local	0	<10	0	0	0	0
046482	River View Local	<10	0	<10	0	0	0
046508	Buckeye Central Local	<10	0	0	<10	0	0
046557	Cuyahoga Heights Local	<10	0	<10	0	0	0
046565	Independence Local	<10	<10	0	0	<10	<10
046573	Olmsted Falls City	<10	<10	0	0	0	0
046581	Orange City	<10	<10	<10	<10	<10	0
046599	Richmond Heights Local	<10	<10	<10	0	<10	0
046607	Solon City	<10	10	<10	0	<10	<10
046623	Ansonia Local	<10	0	0	0	0	0
046680	Tri-Village Local	<10	0	0	0	0	0
046706	Ayersville Local	<10	0	0	0	0	0

046722	Northeastern Local	<10	<10	0	<10	<10	0
046748	Big Walnut Local	<10	<10	<10	<10	0	0
046755	Buckeye Valley Local	<10	<10	<10	0	0	<10
046763	Olentangy Local	16	10	14	10	<10	<10
046805	Margaretta Local	<10	<10	<10	0	<10	<10
046813	Perkins Local	<10	<10	<10	<10	0	0
046821	Vermilion Local	<10	<10	<10	<10	<10	<10
046847	Amanda-Clearcreek Local	<10	<10	0	<10	0	0
046854	Berne Union Local	<10	<10	<10	0	0	0
046862	Bloom-Carroll Local	<10	<10	0	0	0	0
046870	Fairfield Union Local	0	<10	0	0	0	0
046888	Liberty Union-Thurston Local	<10	<10	0	0	0	<10
046896	Pickerington Local	<10	<10	0	<10	<10	<10
046946	Canal Winchester Local	<10	<10	<10	0	0	<10
046953	Hamilton Local	<10	0	0	0	0	0
046961	Gahanna-Jefferson City	17	<10	20	<10	<10	<10
046979	Groveport Madison Local	<10	<10	0	<10	<10	0
046995	New Albany-Plain Local	10	<10	<10	<10	<10	<10
047001	Reynoldsburg City	<10	<10	<10	<10	0	0
047019	Hilliard City	<10	12	<10	12	<10	<10
047027	Dublin City	15	<10	<10	<10	<10	<10
047043	Archbold-Area Local	<10	0	<10	0	0	0
047050	Evergreen Local	<10	<10	<10	<10	0	0
047076	Pettisville Local	0	<10	0	<10	0	0
047084	Pike-Delta-York Local	<10	<10	<10	<10	0	0
047092	Swanton Local	<10	<10	0	0	0	0
047167	Berkshire Local	<10	<10	<10	<10	0	0
047175	Cardinal Local	<10	<10	<10	0	0	<10
047183	Chardon Local	<10	<10	<10	<10	<10	<10
047191	Kenston Local	<10	<10	<10	<10	<10	<10
047217	Newbury Local	<10	<10	<10	0	<10	0
047225	West Geauga Local	12	<10	<10	<10	<10	<10
047241	Beavercreek City	14	<10	<10	0	0	0
047258	Cedar Cliff Local	0	0	0	<10	0	0
047266	Greeneview Local	<10	0	<10	0	0	0
047274	Bellbrook-Sugarcreek Local	<10	0	0	0	0	0
047332	Finneytown Local	<10	<10	<10	<10	<10	0
047340	Forest Hills Local	18	10	12	<10	<10	<10
047365	Northwest Local	27	19	20	23	<10	17

047373	Oak Hills Local	24	26	11	13	12	24
047381	Southwest Local	<10	<10	<10	<10	<10	<10
047399	Three Rivers Local	11	<10	<10	<10	<10	<10
047415	Arcadia Local	<10	<10	0	0	<10	0
047456	McComb Local	0	<10	<10	<10	0	0
047514	Riverdale Local	<10	<10	0	0	0	0
047571	Holgate Local	0	<10	<10	0	0	0
047589	Liberty Center Local	0	0	0	<10	<10	0
047597	Patrick Henry Local	0	0	<10	0	0	0
047688	East Holmes Local	0	<10	<10	0	0	0
047696	West Holmes Local	<10	<10	0	0	0	0
047712	Monroeville Local	<10	0	0	0	0	0
047738	South Central Local	0	0	<10	0	0	0
047787	Buckeye Local	<10	<10	0	<10	<10	<10
047795	Edison Local	<10	0	<10	0	0	0
047803	Indian Creek Local	<10	<10	<10	<10	<10	<10
047829	Centerburg Local	<10	0	<10	<10	0	0
047845	East Knox Local	<10	0	0	0	0	0
047878	Kirtland Local	<10	<10	<10	<10	<10	<10
047886	Madison Local	<10	0	0	0	0	0
047894	Riverside Local	<10	12	<10	<10	<10	<10
047902	Perry Local	<10	<10	0	0	0	0
047985	Johnstown-Monroe Local	<10	0	0	<10	0	0
047993	Lakewood Local	<10	<10	<10	<10	<10	0
048009	Licking Heights Local	<10	<10	<10	0	0	0
048017	Licking Valley Local	<10	0	<10	0	<10	0
048025	North Fork Local	<10	<10	<10	<10	0	0
048033	Northridge Local	<10	<10	<10	0	0	0
048041	Southwest Licking Local	<10	<10	<10	<10	<10	0
048074	Benjamin Logan Local	<10	0	0	0	<10	0
048116	Avon Local	<10	<10	<10	<10	0	0
048124	Avon Lake City	10	<10	<10	<10	0	0
048140	Columbia Local	<10	<10	0	0	0	0
048157	Firelands Local	<10	0	0	0	0	0
048165	Keystone Local	<10	0	0	0	0	0
048173	Midview Local	<10	<10	0	0	0	<10
048207	Anthony Wayne Local	<10	<10	<10	<10	0	<10
048223	Springfield Local	<10	<10	<10	<10	0	<10
048231	Washington Local	<10	<10	0	<10	0	0

048256	Jefferson Local	<10	0	0	<10	0	0
048264	Jonathan Alder Local	<10	0	0	0	0	0
048272	Madison-Plains Local	0	0	0	0	0	<10
048298	Austintown Local Schools	<10	0	<10	<10	<10	0
048306	Boardman Local	<10	<10	0	10	<10	0
048314	Canfield Local	<10	<10	<10	<10	0	0
048322	Jackson-Milton Local	<10	0	0	<10	0	<10
048330	Lowellville Local	0	0	0	<10	0	0
048348	Poland Local	<10	<10	<10	<10	0	<10
048363	South Range Local	<10	0	0	<10	0	0
048371	Springfield Local	<10	<10	0	<10	<10	0
048389	West Branch Local	<10	<10	<10	<10	0	0
048413	Elgin Local	<10	0	0	0	0	0
048421	Pleasant Local	0	0	<10	0	0	0
048462	Black River Local	<10	<10	<10	<10	<10	0
048470	Buckeye Local	<10	<10	<10	0	0	<10
048488	Cloverleaf Local	<10	<10	<10	0	0	0
048496	Highland Local	<10	<10	<10	0	<10	0
048520	Meigs Local	<10	0	0	<10	0	0
048595	Fort Recovery Local	0	0	0	0	<10	0
048611	Bethel Local	<10	0	0	<10	<10	0
048629	Miami East Local	0	0	0	0	<10	0
048652	Switzerland of Ohio Local	<10	0	0	<10	0	0
048686	Jefferson Township Local	<10	<10	<10	0	0	0
048694	Trotwood-Madison City	<10	<10	0	<10	0	0
048702	Mad River Local	0	<10	<10	<10	0	0
048710	New Lebanon Local	<10	0	0	0	0	0
048728	Northmont City	<10	12	<10	<10	<10	0
048744	Valley View Local	<10	<10	0	0	0	0
048751	Huber Heights City	<10	<10	<10	<10	0	0
048793	Cardington-Lincoln Local	<10	<10	0	<10	<10	0
048801	Highland Local	<10	0	0	0	<10	0
048819	Northmor Local	0	<10	<10	0	0	0
048835	East Muskingum Local	0	<10	<10	0	0	0
048843	Franklin Local	0	0	0	0	<10	0
048850	Maysville Local	<10	0	0	<10	0	0
048876	Tri-Valley Local	<10	<10	<10	<10	<10	0
048884	West Muskingum Local	<10	<10	0	0	0	0
048926	Benton Carroll Salem Local	<10	<10	0	<10	0	<10

048942	Genoa Area Local	0	<10	0	<10	0	0
049031	Wayne Trace Local	<10	0	0	0	0	0
049056	Northern Local	<10	<10	0	<10	0	0
049080	Logan Elm Local	<10	<10	<10	0	<10	0
049098	Teays Valley Local	<10	<10	<10	0	0	0
049122	Eastern Local School District	0	<10	<10	0	0	0
049171	Aurora City	<10	<10	0	<10	<10	<10
049189	Crestwood Local	0	0	<10	0	0	0
049197	Field Local	<10	<10	<10	0	<10	0
049205	James A Garfield Local	<10	0	<10	0	0	0
049213	Rootstown Local	<10	0	<10	0	0	0
049221	Southeast Local	<10	0	0	0	0	0
049239	Streetsboro City	<10	0	<10	0	0	0
049247	Waterloo Local	0	0	0	<10	<10	<10
049296	Twin Valley Community Local	<10	0	0	0	0	0
049353	Leipsic Local	<10	0	0	<10	0	0
049379	Ottawa-Glandorf Local	<10	<10	0	0	<10	0
049395	Pandora-Gilboa Local	0	0	<10	0	0	0
049411	Clear Fork Valley Local	<10	<10	0	0	<10	0
049429	Crestview Local	0	<10	0	0	0	0
049437	Lexington Local	<10	<10	<10	<10	0	<10
049452	Madison Local	<10	<10	<10	<10	<10	0
049460	Plymouth-Shiloh Local	<10	0	0	0	0	0
049478	Ontario Local	<10	0	0	<10	0	0
049494	Adena Local	<10	0	<10	0	0	0
049510	Paint Valley Local	0	<10	0	0	0	0
049528	Southeastern Local	0	<10	0	0	0	0
049536	Union-Scioto Local	<10	<10	<10	0	0	0
049544	Zane Trace Local	<10	<10	<10	0	0	0
049577	Woodmore Local	0	<10	<10	0	0	0
049593	Bloom-Vernon Local	<10	0	0	0	0	0
049601	Clay Local	<10	<10	0	0	0	0
049619	Green Local	<10	<10	0	0	0	0
049627	Minford Local	<10	<10	0	0	0	0
049635	Northwest Local	<10	<10	<10	0	0	0
049643	Valley Local	<10	0	0	0	0	0
049650	Washington-Nile Local	<10	<10	<10	<10	0	0
049668	Wheelersburg Local	0	<10	<10	<10	0	0
049684	Seneca East Local	<10	0	0	0	0	0

049700	Hopewell-Loudon Local	0	<10	<10	0	<10	<10
049726	Old Fort Local	<10	0	0	0	0	<10
049775	Fairlawn Local	<10	<10	0	0	0	0
049783	Fort Loramie Local	0	<10	0	0	0	0
049791	Hardin-Houston Local	<10	<10	<10	<10	<10	<10
049833	Canton Local	<10	0	0	0	0	0
049841	Fairless Local	0	0	0	<10	0	0
049858	Jackson Local	<10	<10	0	<10	<10	<10
049866	Lake Local	<10	<10	<10	<10	<10	<10
049874	Louisville City	<10	0	0	0	0	0
049882	Marlington Local	<10	<10	<10	0	<10	<10
049908	Northwest Local	<10	<10	<10	<10	0	0
049924	Perry Local	0	0	<10	0	0	0
049932	Plain Local	<10	<10	<10	<10	0	<10
049940	Sandy Valley Local	<10	0	0	0	0	0
049973	Woodridge Local	<10	0	<10	<10	0	0
049981	Copley-Fairlawn City	<10	<10	<10	<10	0	<10
04<10	Coventry Local	<10	0	<10	<10	0	<10
050005	Manchester Local	<10	<10	<10	0	0	0
050013	Green Local	<10	<10	<10	<10	<10	<10
050021	Hudson City	13	<10	<10	<10	0	<10
050039	Mogadore Local	0	0	0	<10	0	0
050047	Nordonia Hills City	<10	<10	0	<10	<10	<10
050054	Revere Local	<10	<10	<10	0	0	<10
050062	Springfield Local	<10	<10	<10	<10	<10	<10
050070	Twinsburg City	<10	<10	<10	<10	<10	0
050138	Champion Local	0	0	<10	0	0	0
050195	Liberty Local	0	<10	<10	<10	0	0
050203	Lordstown Local	0	<10	0	0	0	0
050237	Southington Local	0	<10	0	0	0	0
050245	LaBrae Local	<10	0	<10	0	0	0
050252	Weathersfield Local	0	0	0	<10	0	0
050286	Indian Valley Local	0	0	0	0	0	<10
050328	Fairbanks Local	<10	0	<10	0	0	0
050369	Lincolnview Local	0	0	0	0	0	<10
050393	Vinton County Local	0	<10	0	0	0	0
050427	Springboro Community City	<10	<10	0	0	0	0
050435	Kings Local	<10	<10	0	0	0	0
050443	Little Miami Local	<10	0	<10	<10	0	<10

050450	Mason City	<10	<10	<10	<10	0	<10
050468	Wayne Local	<10	0	0	0	0	0
050534	Chippewa Local	<10	<10	<10	0	0	0
050542	Dalton Local	<10	0	<10	<10	0	0
050559	Green Local	0	<10	<10	0	0	0
050567	Norwayne Local	<10	<10	<10	0	0	<10
050575	Northwestern Local	<10	0	<10	0	0	0
050583	Southeast Local	<10	0	<10	<10	0	0
050591	Triway Local	0	<10	0	<10	0	0
050625	Edon Northwest Local	<10	0	0	0	0	0
050633	Millcreek-West Unity Local	0	<10	0	0	0	0
050658	Stryker Local	0	0	0	<10	<10	0
050674	Eastwood Local	<10	<10	0	0	<10	0
050682	Elmwood Local	0	0	0	0	<10	<10
050708	North Baltimore Local	0	0	<10	<10	0	0
050724	Otsego Local	<10	<10	<10	<10	0	0
050740	Mohawk Local	0	<10	0	0	0	0
061903	Adams County Ohio Valley Local	<10	<10	0	0	0	0
091397	Tri-County North Local	0	<10	0	0	0	0
139303	Monroe Local	0	<10	<10	0	<10	<10