

## Arts and Communications Career Field In-Demand Jobs Data

The Arts and Communication Career Field prepares students for careers in Media Arts, Performing Arts and Visual Design. The list of careers used in the figures below can be found in the Appendix.

Figure 1.

### Projected Growth of Arts & Communications Jobs in Ohio (2031)

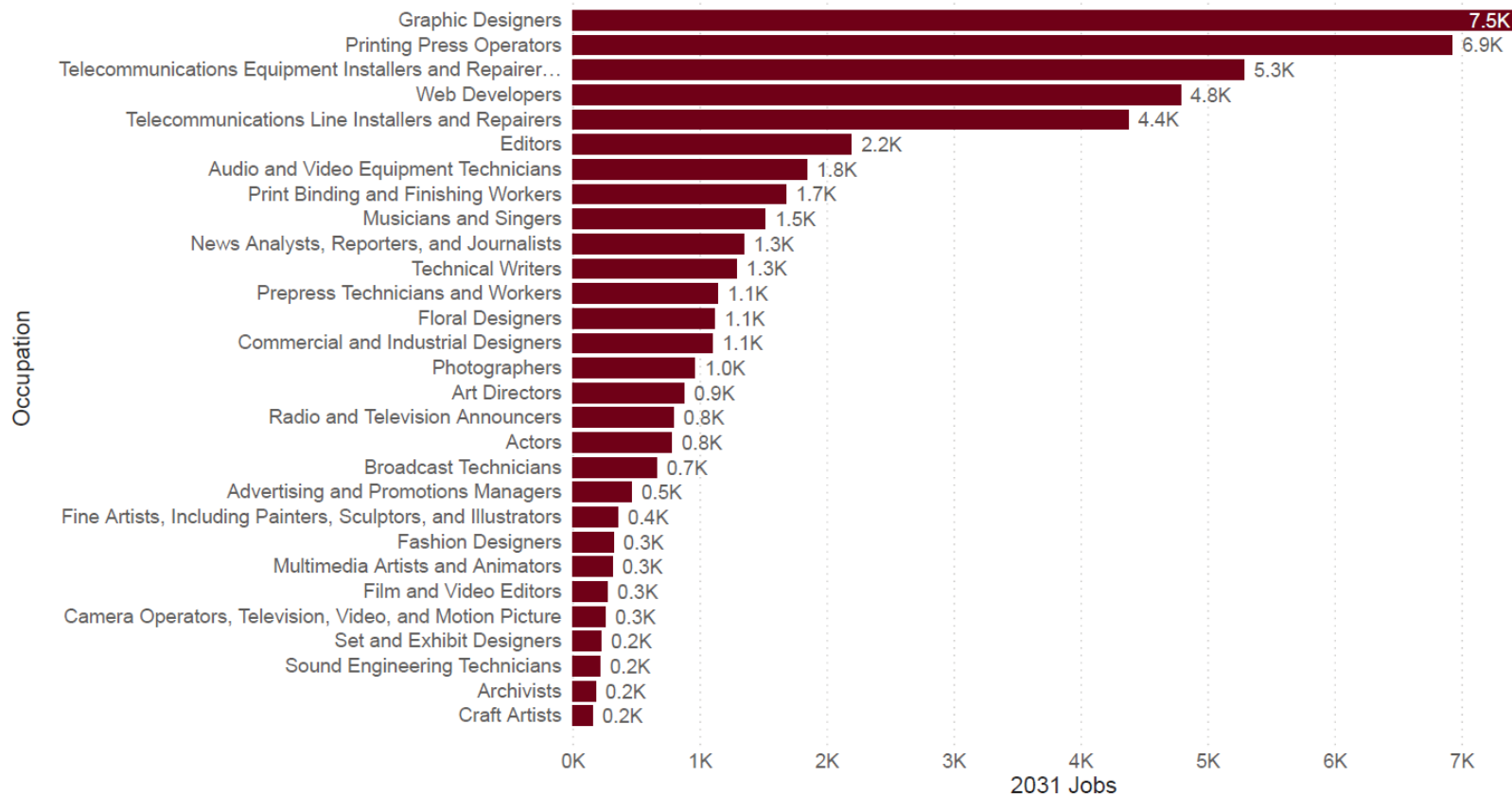


Figure 1 shows the highest in-demand occupations projected for 2031 in the Arts and Communications career field, with graphic designers topping the list with approximately 7,500 jobs in Ohio in 2031.

Figure 2.

## Projected Growth of Arts & Communications Jobs in Ohio (2021-2031)

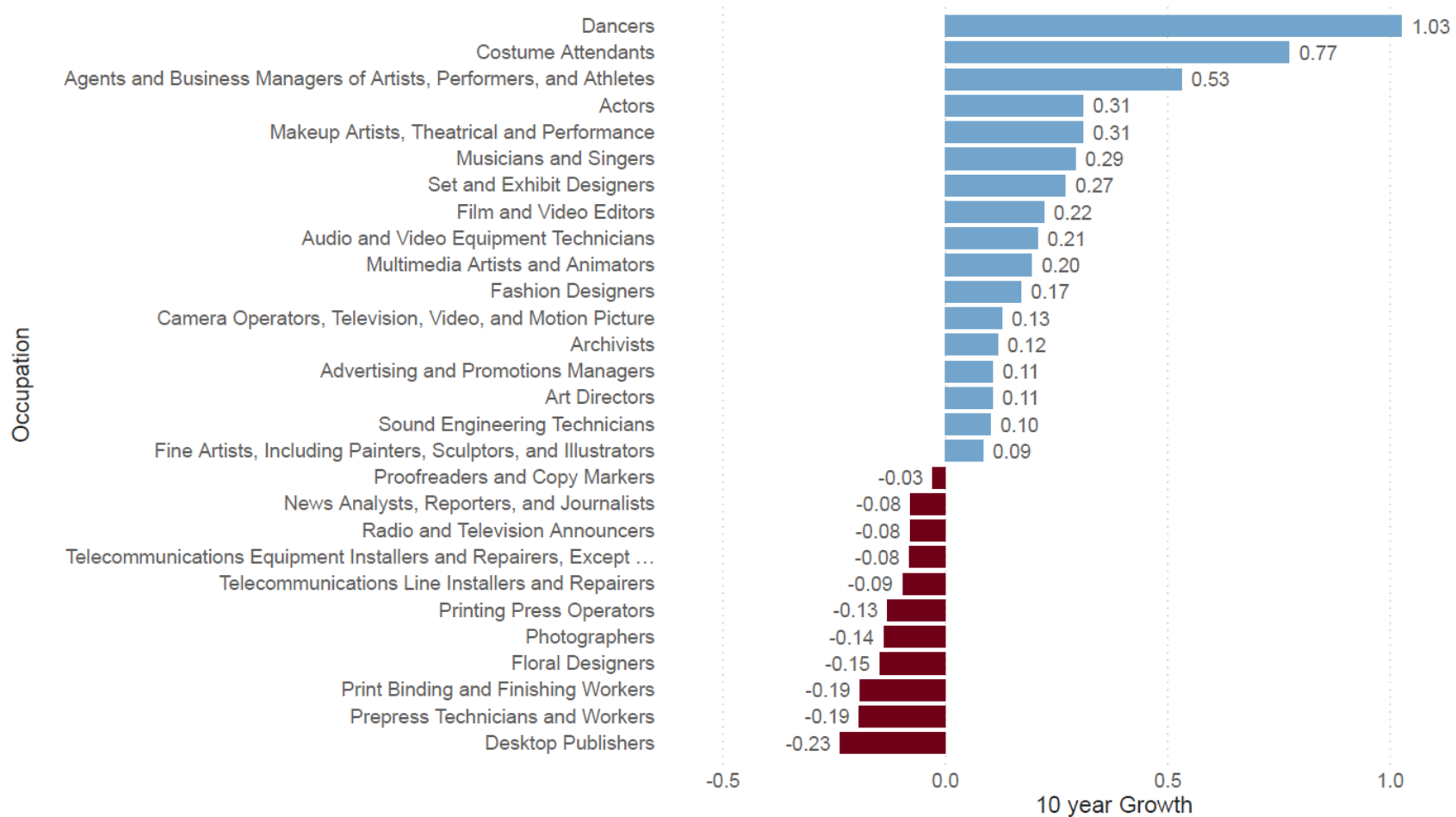


Figure 2 demonstrates the projected growth over the next ten years as a percentage. The blue represents positive growth, with the highest projected growth of 103% in dancers. However, the number of dancing occupations still is low, with a projected 148 jobs in Ohio in 2031. The red represents negative growth or a decrease in the number of jobs, with the greatest expected decrease in desktop publishers.

Figure 3.

## Top Companies for Arts and Communications Jobs in Ohio

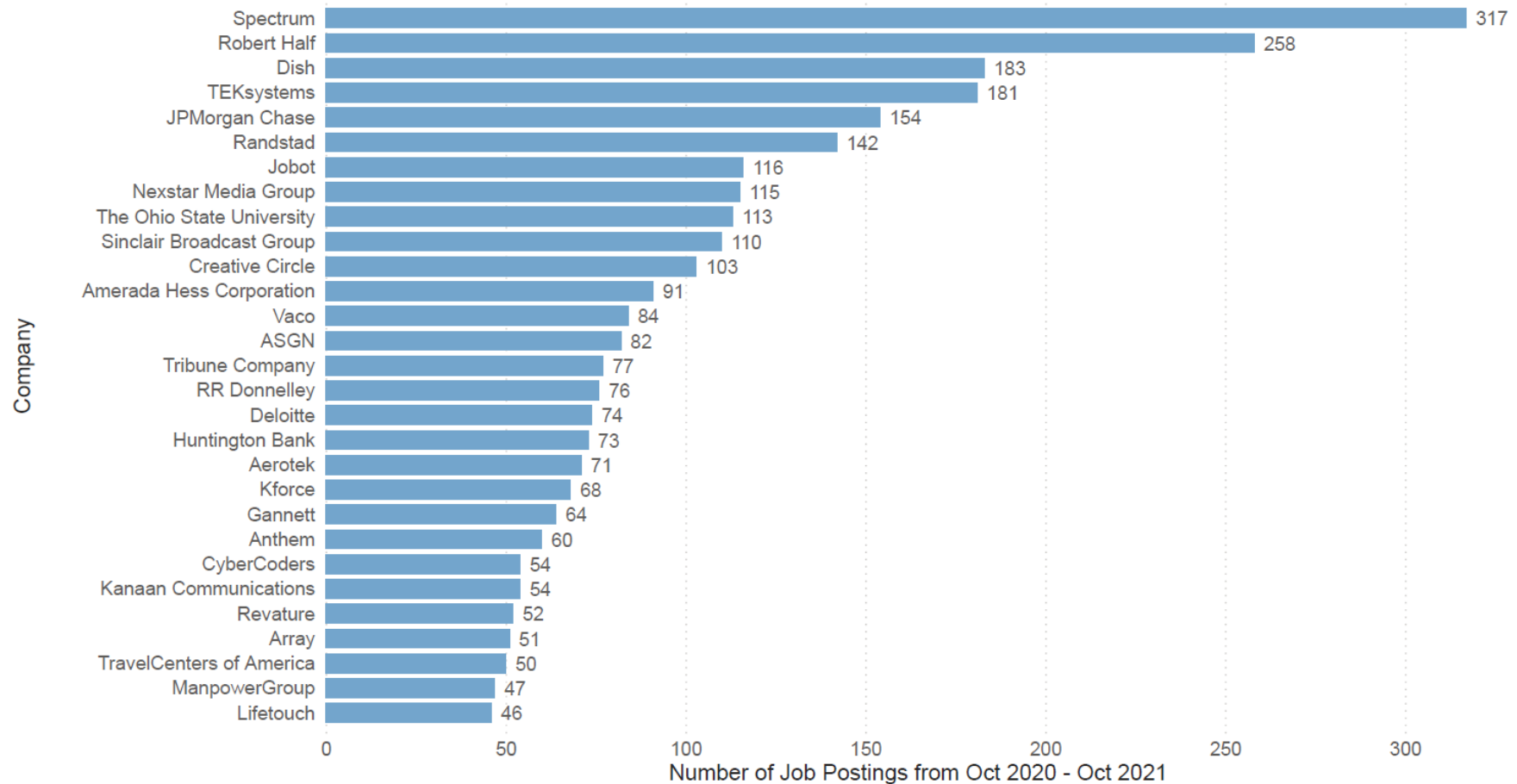


Figure 3 shows the top companies hiring in the Arts and Communications career field over a one-year period (October 2020-October 2021). There was a total of 17,188 arts and communications job postings during this time period, with the highest number from Spectrum at 317.

Figure 4.

## Demand and Supply of Arts and Communications Jobs in Ohio

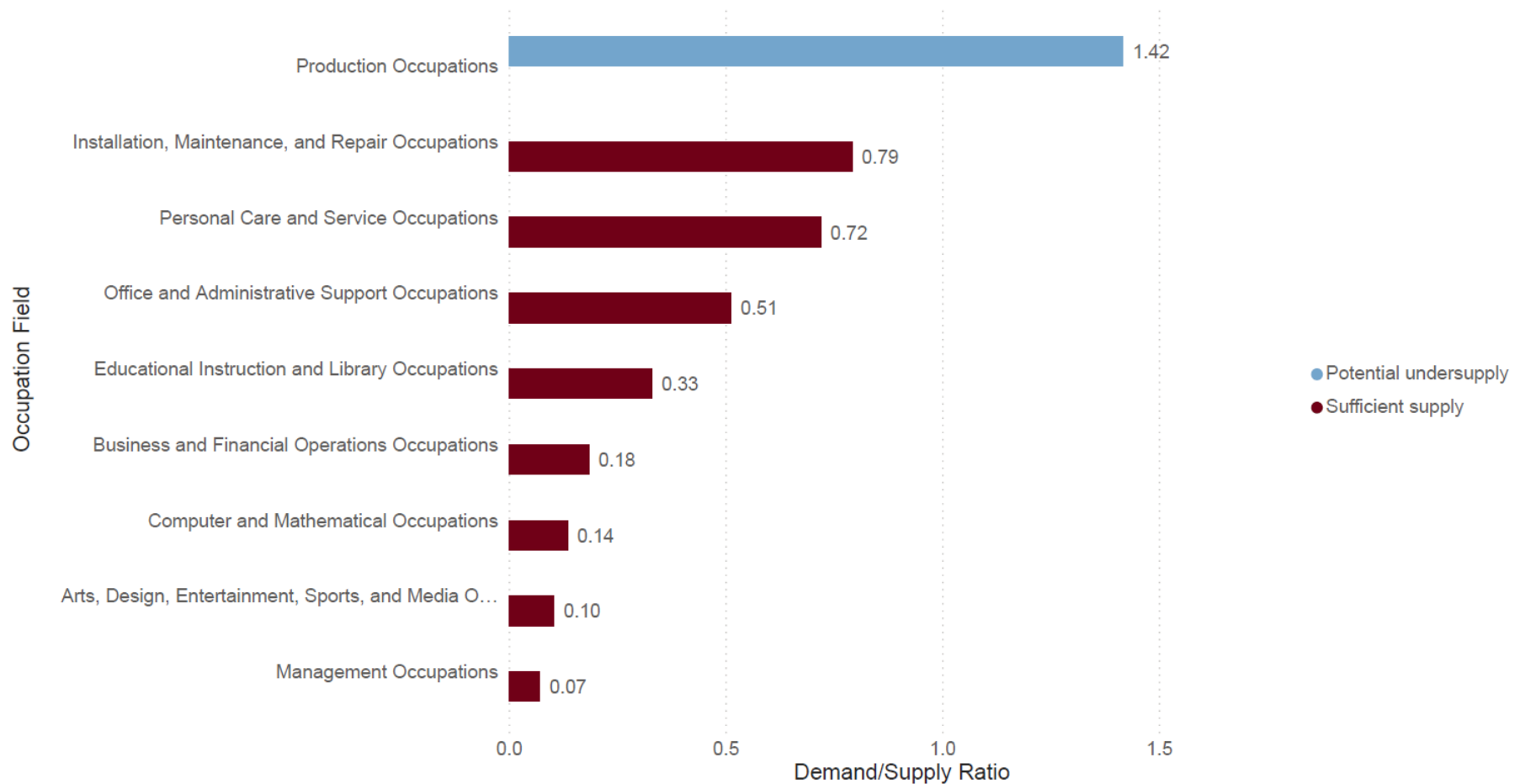


Figure 4 shows the demand and supply ratio for different areas in the career field. The ratio is calculated using the formula, job openings divided by the sum of graduates and those unemployed in the field [ $\text{Ratio} = \frac{\text{Openings}}{\text{Graduates} + \text{Unemployed}}$ ]. A ratio of one or greater demonstrates a potential undersupply and less than one shows a sufficient supply. Only production occupations show a potential undersupply in the workforce. Ohio does not expect a large labor shortage in this career field in coming years.

Figure 5.

## Demand for Hard Skills for Arts & Communications Jobs in Ohio

Growth -0.40 2.35

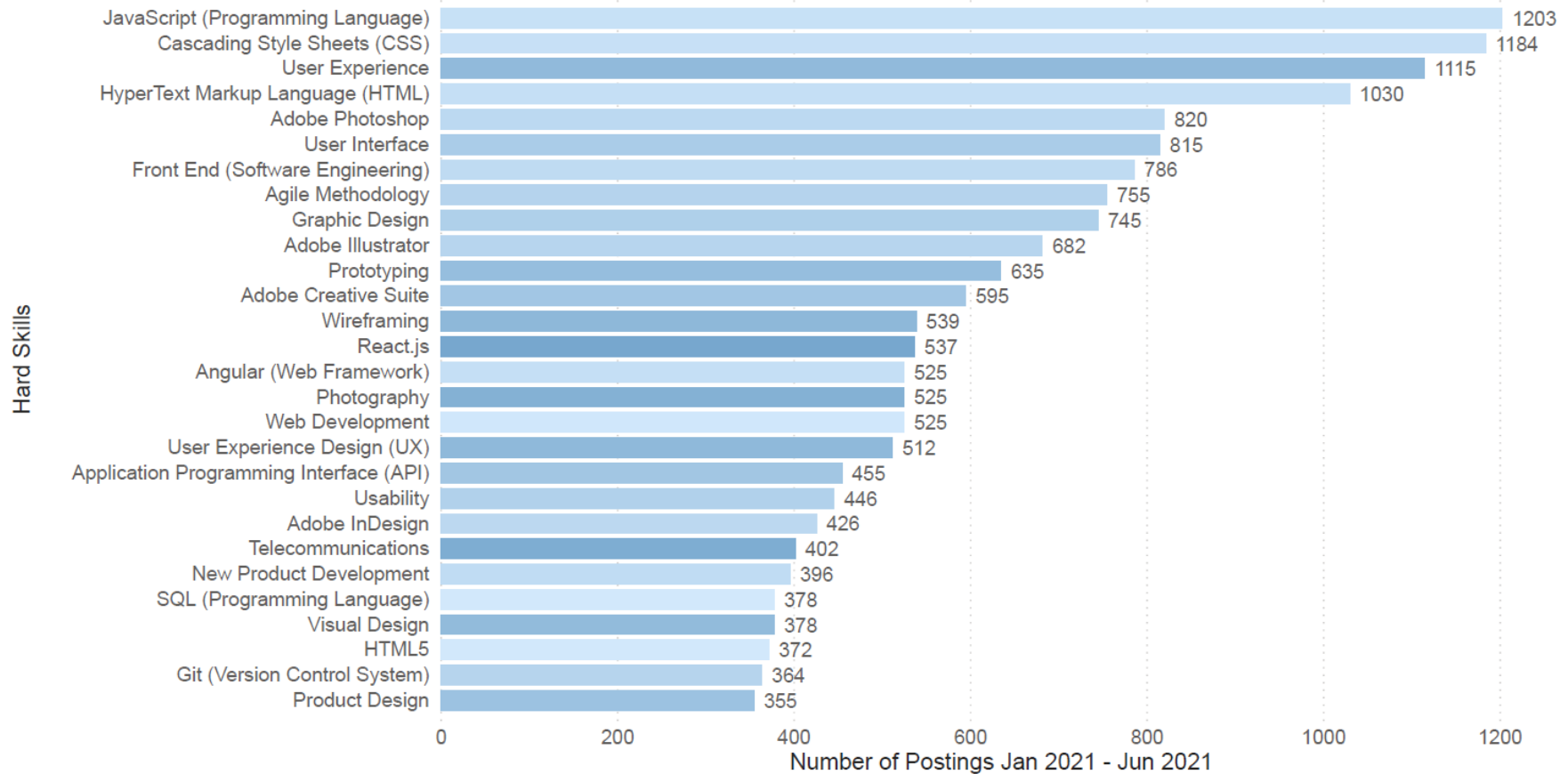


Figure 5 shows the top 28 in-demand hard skills employers are looking for in arts and communications jobs, with the top skill being JavaScript (Programming Language). Additionally, the darker blue demonstrates skills that have seen a greater increase in demand from 2017 to 2021. The greatest increase in demand is in React.js at 225.45%.

Figure 6.

## Demand for Soft Skills in Arts & Communications Jobs in Ohio

Growth 0.22 2.70

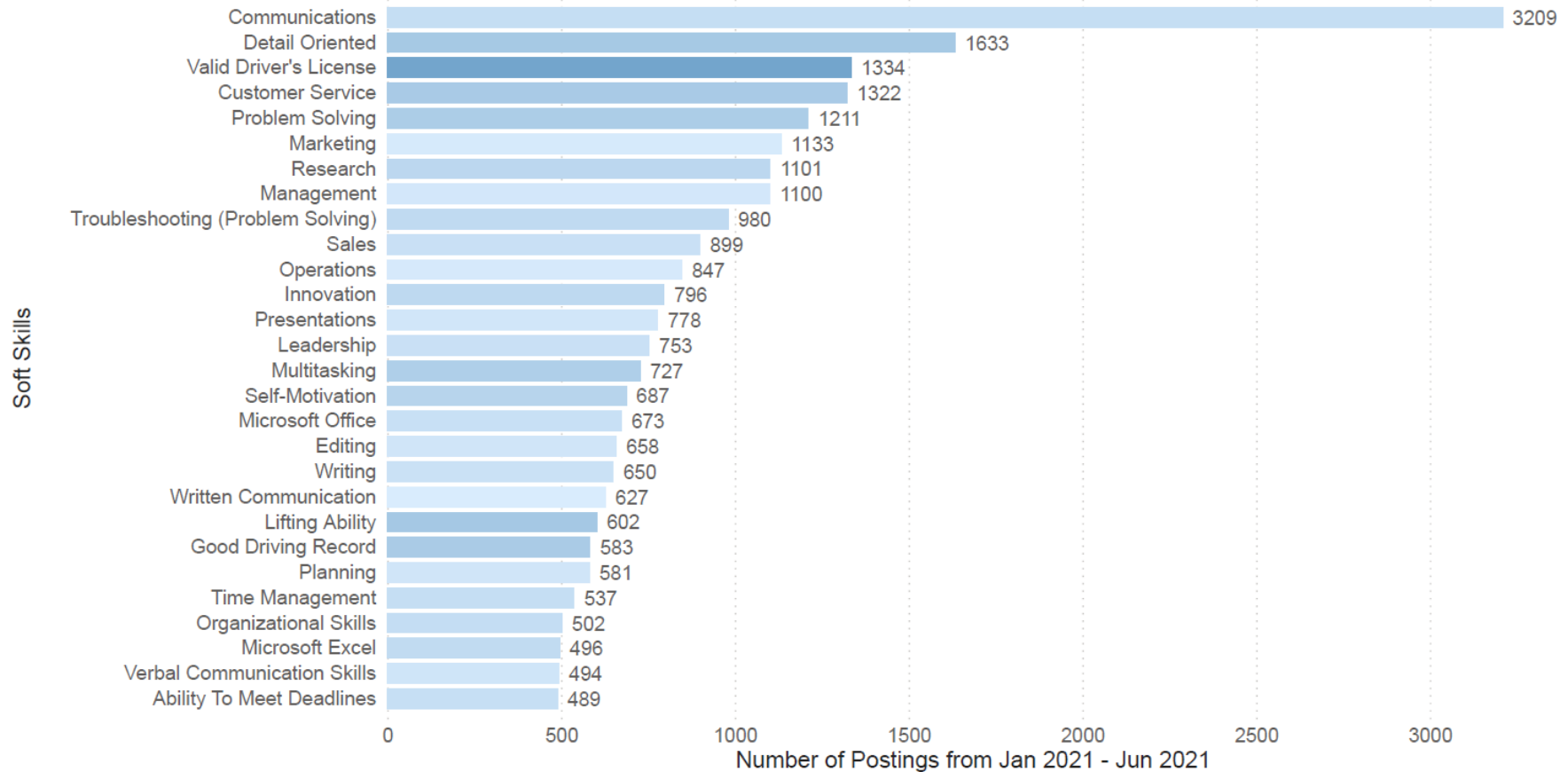


Figure 6 shows the top 28 in-demand soft skills employers are looking for in arts and communications jobs. The top skill is communications, which appeared in 3,209 job postings between January 2021 and June 2021. Additionally, the darker blue demonstrates skills that have seen a greater increase in demand from 2017 to 2021. The greatest increase in demand is in valid driver's license at 270%.

## Appendix.

Standard Occupational Classification (SOC)	Occupation
11-2011	Advertising and Promotions Managers
13-1011	Agents and Business Managers of Artists, Performers, and Athletes
15-1257	Web Developers
25-4011	Archivists
27-1011	Art Directors
27-1012	Craft Artists
27-1013	Fine Artists, Including Painters, Sculptors, and Illustrators
27-1014	Multimedia Artists and Animators
27-1021	Commercial and Industrial Designers
27-1022	Fashion Designers
27-1023	Floral Designers
27-1024	Graphic Designers
27-1027	Set and Exhibit Designers
27-2011	Actors
27-2031	Dancers
27-2042	Musicians and Singers
27-3011	Radio and Television Announcers
27-3023	News Analysts, Reporters, and Journalists
27-3041	Editors
27-3042	Technical Writers
27-4011	Audio and Video Equipment Technicians
27-4012	Broadcast Technicians
27-4014	Sound Engineering Technicians
27-4021	Photographers
27-4031	Camera Operators, Television, Video, and Motion Picture
27-4032	Film and Video Editors
39-3092	Costume Attendants
39-5091	Makeup Artists, Theatrical and Performance

43-2099	Communications Equipment Operators
43-9031	Desktop Publishers
43-9081	Proofreaders and Copy Markers
49-2022	Telecommunications Equipment Installers and Repairers, Except Line Installers
49-9052	Telecommunications Line Installers and Repairers
51-5111	Prepress Technicians and Workers
51-5112	Printing Press Operators
51-5113	Print Binding and Finishing Workers