

OHIO DEPARTMENT OF EDUCATION
Division of School Finance



FORM T-10
UNIFORM SCHOOL BUS
ACCIDENT
REPORT FORM

(Standard 3301-83-14,G)

ODE NUMBER

Area _____

Submit original copy directly to the AREA COORDINATOR OFFICE within 15 days.
Please read all instructions before completing this form. Print or type information.

Bus Driver Name _____
School District _____
County _____
Bus Owner _____ Driver License # _____
Bus Chassis _____ Citation Issued yes no
Bus Body _____ Accident Report # _____
Model Year _____ Accident Date _____ Day _____
Accident Location (county) _____ Accident Time (Circle) AM PM
Accident Location (state) _____
Transportation Administrator _____ Phone _____ School Bus Driver Signature _____
Signature _____ (City, Exempted Village, Local Superintendent) _____ (Date) _____

PART I - SCHOOL BUS PHYSICALLY INVOLVED

1. Type of Accident (see def.) (enter only one response):

- 01 Between motor vehicles
- 02 Noncollision
- 03 Pedestrian
- 04 Fixed object (complete Ques. 2)
- 05 Pedalcycle
- 06 Railroad train
- 07 Other collision (animal, animal-drawn vehicle)

2. Complete if Fixed Object Accident (enter only one response, that which caused most damage):

- 01 Embankment
- 02 Utility pole
- 03 Tree
- 04 Sign
- 05 Guardrail
- 06 Bridgerail
- 07 Fence
- 08 Median barrier
- 09 Fire hydrant
- 10 Curb or wall
- 11 Culvert or headwall
- 12 Other _____ specify

3. Did accident result in? (enter only one response)

- 01 Fatality
- 02 Incapacitating injury (serious)
- 03 Nonincapacitating injury (moderate)
- 04 Possible injury (minor)

Property damage only. If property damage occurred, was it?:

- 05 More than \$500.00
- 06 Less than \$500.00

4. Number injured: (Complete Part III)

5. Manner of Collision Between Vehicle or Objects:

- 01 Angle
- 02 Head-on
- 03 Rear-end
- 04 Other

6. Bus Direction Analysis (enter only one response for 01-thru 28):

Collision with Pedestrian

- Intersection (see def.)
 - 01 Bus going straight
 - 02 Bus going right
 - 03 Bus turning left
 - 04 Bus backing
 - 05 Other action _____ specify
- Nonintersection
 - 06 Bus going straight
 - 07 Bus turning right
 - 08 Bus turning left
 - 09 Bus backing
 - 10 Other action _____ specify

Collision with Other Vehicle

- Intersection
 - 11 Entering at angle, both moving
 - 12 Entering same direction, both moving
 - 13 Entering opposite direction, both moving
 - 14 Other action _____ specify
- Nonintersection
 - 15 Same direction, both moving
 - 16 Opposite direction, both moving
 - 17 One vehicle stopped
 - 18 Other action _____ specify

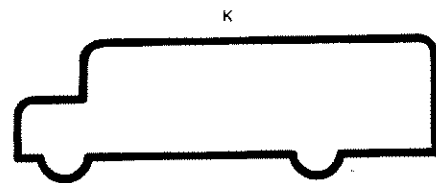
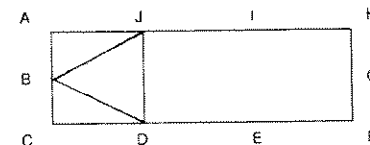
All Other Collisions

- Intersection
 - 19 Fixed object
 - 20 Other road vehicle train, pedalcycle
 - 21 Other object, animal
- Nonintersection
 - 22 Fixed object
 - 23 Other road vehicle train, pedalcycle
 - 24 Other object, animal

Noncollision

- Intersection
 - 25 Overturn
 - 26 Other noncollision
- Nonintersection
 - 27 Overturn
 - 28 Other noncollision

7. First Point of Impact (enter only one response in box)



Enter

8. Contributing Circumstances

(enter as many responses as applicable):

Driver Action	Bus Driver Action	Other Vehicle Driver Action
Speed	01	12
Right of way—failed to yield	02	13
Passed stop sign	03	14
Disregarded signal	04	15
Drove left of center	05	16
Improper overtaking	06	17
Made improper turn	07	18
Followed too closely	08	19
Backing	09	20
Sudden movement	10	21
No improper action	11	22

Roadway

- 23 Defective surface (e.g., potholes)
- 24 Slippery
- 25 Inoperative traffic signal
- 26 View obstructed by object (i.e., tree, fence, shrubbery, etc.)

Vehicle

- 27 Tires
- 28 Brakes
- 29 Lights
- 30 Steering
- 31 No vehicle defect
- 32 Other _____ specify

9. Total Number of Lanes on Roadway _____

10. Posted Speed Limit _____

11. Approximate Speed of the Bus _____

12. Age of the School Bus Driver _____

13. Driver Sex 01 M 02 F

14. Driver's Experience Driving School Bus:

- 01 Less than 6 months
- 02 6 months - 1 year
- 03 1 - 2 years
- 04 2 - 5 years
- 05 5 - 10 years
- 06 over 10 years

15. In the last three years, how many school bus accidents has the driver had? _____

16. Did the driver receive preservice school bus driver training?

- 01 Yes
- 02 No

17. Did driver attend the annual inservice program during the last 12 months?

- 01 Yes
- 02 No

18. Was bus driver's lap belt in use when the accident occurred?

- 01 Yes
- 02 No

19. Type of School Bus: (see definitions)

- 01 Type A (Van Conversion)
- 02 Type B (Step Van Conversion)
- 03 Type C (Conventional)
- 04 Type D (Transit)
- 05 Other

20. Total Number of Passengers on Bus (excluding driver) _____

21. Bus Rated Seating Capacity _____

22. School Bus Use at Time of Accident

- 01 Regular route
- 02 Field/activity trip (school related use)
- 03 Special education use
- 04 Other use _____

23. Condition of Road at Time of Accident (enter as many responses as applicable):

- 01 Dry
- 02 Icy
- 03 Under repair
- 04 Snow packed
- 05 Holes or ruts
- 06 Muddy
- 07 Wet
- 08 Other _____ specify

24. Light Condition (enter only one response):

- 01 Dawn
- 02 Daylight
- 03 Dusk
- 04 Dark, artificially illuminated
- 05 Dark, not artificially illuminated

25. Weather Condition (enter only one response):

- 01 Clear
- 02 Sleet
- 03 Raining
- 04 Fog
- 05 Snowing
- 06 Dust
- 07 Smog/smoke
- 08 Other _____ specify

PART II - LOADING/UNLOADING ZONE ACCIDENTS
(see definitions)

1. At the time of the accident, where was the bus? (enter only one response)

- 01 Approaching the zone
- 02 Stopped in the zone
- 03 Leaving the zone
- 04 Not in sight

2. Was the pupil(s)?

- 01 Hit by bus
- 02 Hit by other vehicle

3. Number injured: (Complete Part III, see instructions)

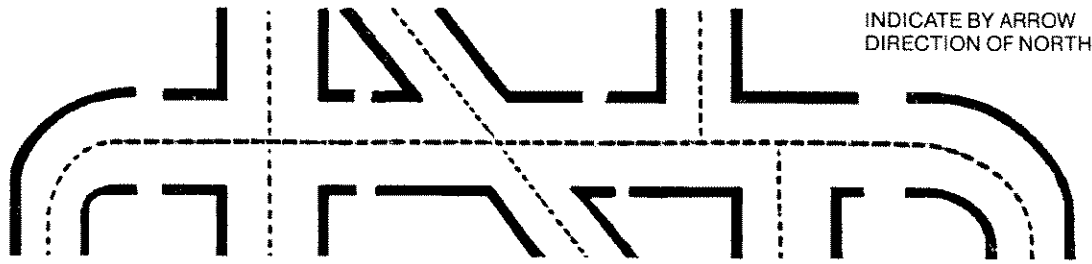
4. Location of injured pupil(s):

- 01 On side of road
- 02 On sidewalk
- 03 In roadway
- 04 Other _____ specify

Please describe behavior of pupil(s) in loading zone in "Description of Accident."

Description of Accident: _____

Complete the following diagram showing direction and positions of vehicles involved, designating clearly the point of contact. (If this diagram will not serve for the accident in question, use adjacent space provided.)



PART III - INJURY TALLY SHEET SCHOOL TRANSPORTATION - RELATED PERSONNEL

AGE	ON BOARD BUS								OFF BUS			LOADING/UNLOADING ZONE				
	KILLED		F	INJURED			KILLED			SERIOUS	INJURED		MINOR			
	M			SERIOUS	MODERATE	MINOR	M	F	ALL		MODERATE	ALL				
			ALL	ALL	ALL				ALL	ALL	ALL	ALL				
Under 5	01	02	03	04	05	06	07	08	09	10						
5	11	12	13	14	15	16	17	18	19	20						
6	21	22	23	24	25	26	27	28	29	30						
7	31	32	33	34	35	36	37	38	39	40						
8	41	42	43	44	45	46	47	48	49	50						
9	51	52	53	54	55	56	57	58	59	60						
10	61	62	63	64	65	66	67	68	69	70						
11	71	72	73	74	75	76	77	78	79	80						
12	81	82	83	84	85	86	87	88	89	90						
13	91	92	93	94	95	96	97	98	99	100						
14	101	102	103	104	105	106	107	108	109	110						
15	111	112	113	114	115	116	117	118	119	120						
16	121	122	123	124	125	126	127	128	129	130						
17	131	132	133	134	135	136	137	138	139	140						
18	141	142	143	144	145	146	147	148	149	150						
Over 18	151	152	153	154	155	156	157	158	159	160						
Driver	161	162	163	164	165	166	167	168	169	170						
Others	171	172	173	174	175	176	177	178	179	180						
Totals	181	182	183	184	185	186	187	188	189	190						