

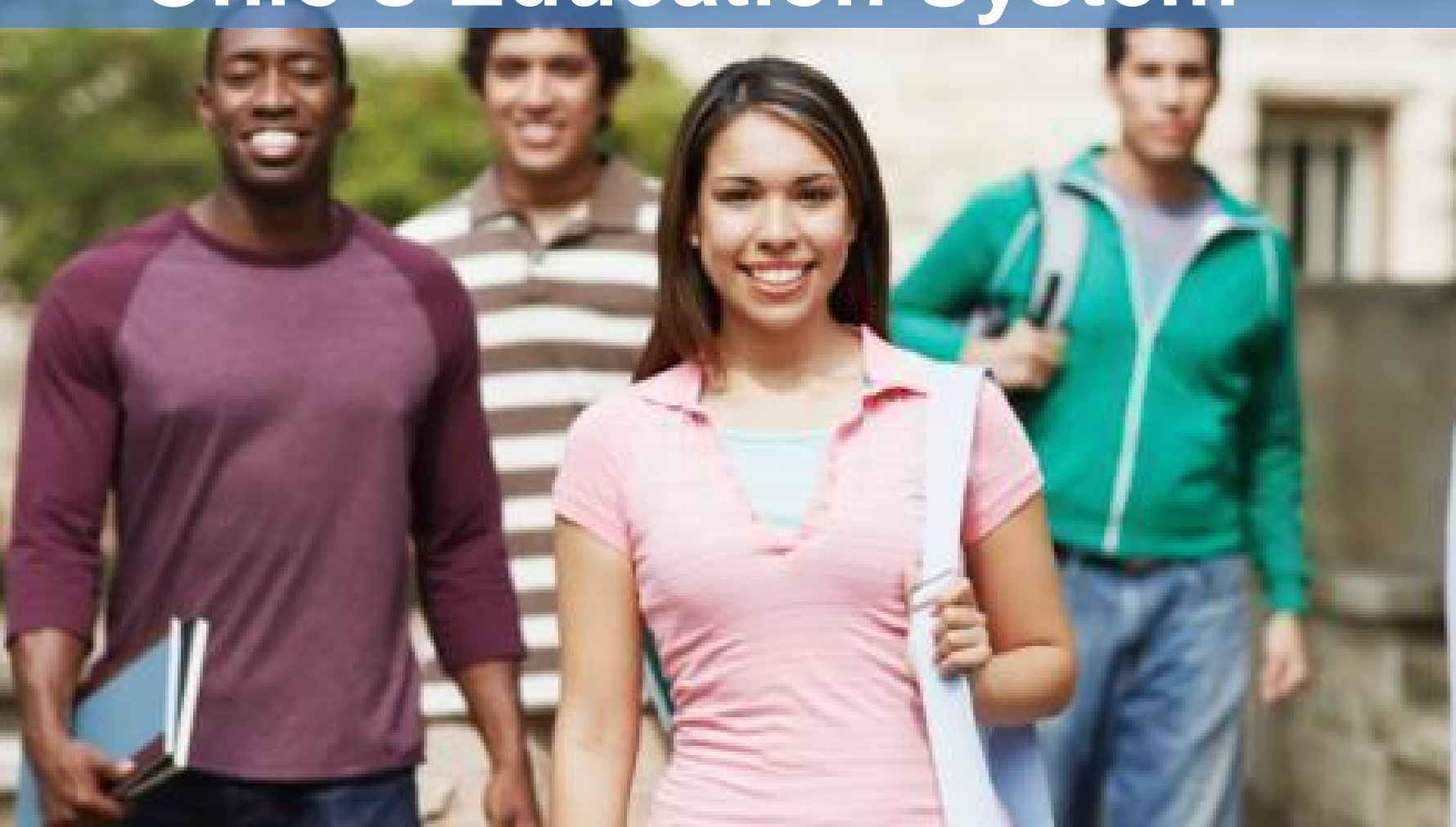


State Budget Connections to Career Tech

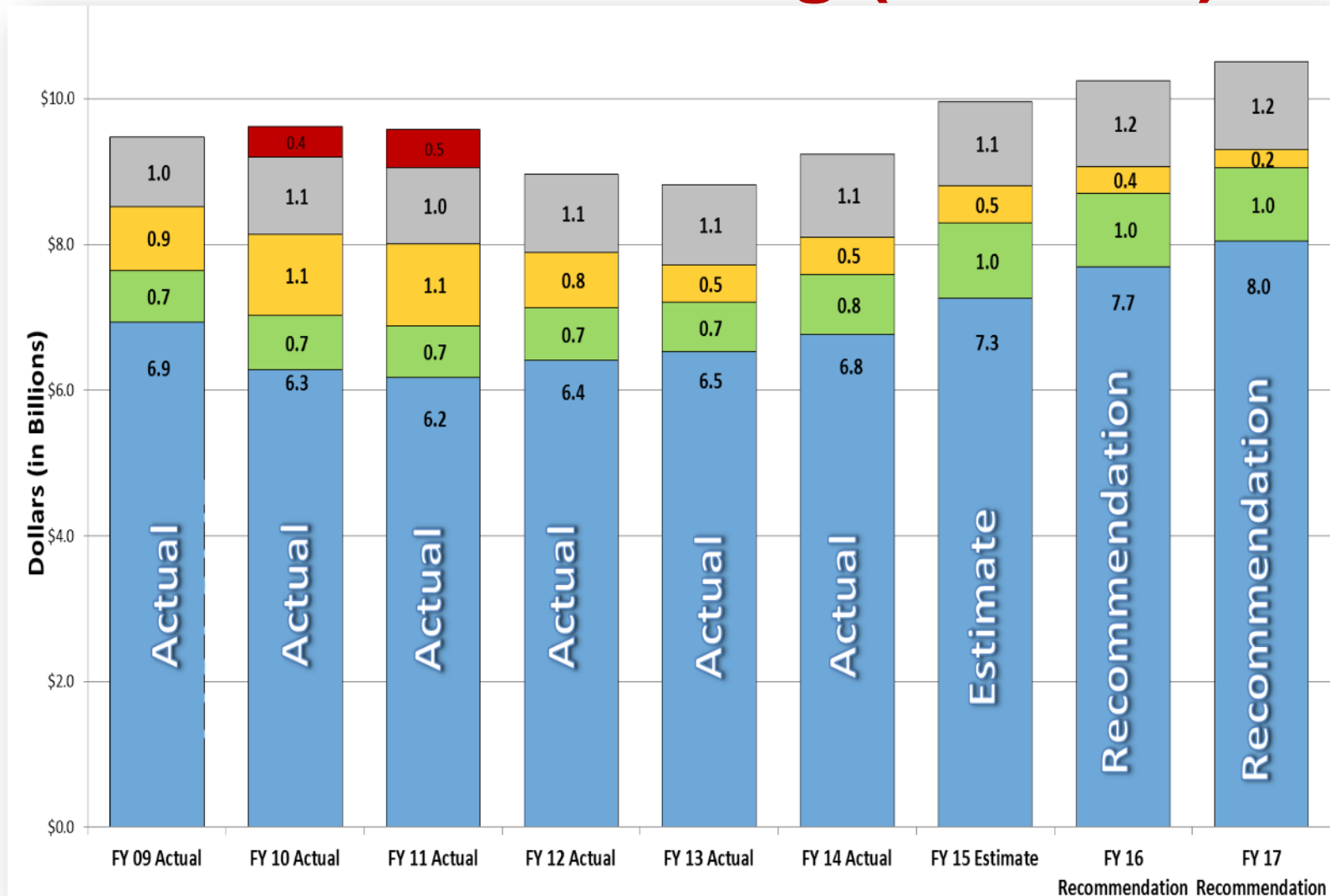
Aaron Rausch, Director

Office of Budget and School Funding • July 2015

Continued Investment in Ohio's Education System



Primary and Secondary Education Funding (FY09-17)



Goals of the Budget

Work within the existing framework

Make adjustments to the per-pupil amounts based on the needs of students

Goals of the Budget

Direct additional resources to districts with lowest capacity

Make progress to eliminate short circuits in the formula – funding caps and guarantees

Foundation Program

**Centered on
needs of
students**

**HB 64
maintains
nine primary
aid
categories**

**HB 64 adds
four new
components**

Current Funding Formula Elements

Traditional Districts

| Opportunity grant | Economically Disadvantaged | Transportation (traditional) |
|-----------------------------------|--------------------------------|------------------------------|
| Targeted Assistance (traditional) | Limited English Proficiency | Special Education |
| K-3 Literacy (traditional) | Gifted Education (traditional) | Career Technical Education |


Opportunity Grant Per Pupil Funding Increase

**Increase
to \$5,900
in FY2016**

**Increase
to \$6,000
in FY2017**



Special Education Per Pupil



K-3 Literacy Per Pupil Funding

5%
increase in
each fiscal
year

The background image shows a career technical education classroom. In the foreground, a young woman with dark hair and safety glasses is focused on a task, possibly working on a piece of machinery. Behind her, another student is visible, also wearing safety glasses and looking down at a clipboard. The environment is filled with various pieces of equipment, including what appears to be a lathe or similar machine with yellow handles. The overall atmosphere is one of a hands-on learning environment.

Focus

Ensure students
are college and
career ready

Career Tech Per Pupil Funding

Increase 4
percent in each
fiscal year

Career Technical Education

Supplemental CTE funding for five categories

Lead district receives \$236 in FY16 and \$245 in FY17 for associated services for each CTE FTE

Career Technical Education

| Category | Career Fields | Amount |
|----------|--|------------------------------------|
| 1 | Agricultural & environmental systems, construction technologies, engineering & science technologies, finance, health science, information technology, manufacturing technologies | \$4,992 in FY16 \$5,192 in FY17 |
| 2 | Business & administration, hospitality & tourism, human services, law & public safety, transportation systems, arts & communications | \$4,732 in FY16 \$4,921 in FY17 |

Career Technical Education

| Category | Career Fields | Amount |
|----------|--|------------------------------------|
| 3 | Career based intervention | \$1,726 in FY16 \$1,795 in FY17 |
| 4 | Education & training, marketing, workforce development academics, public administration, career development | \$1,466 in FY16 \$1,525 in FY17 |
| 5 | Family and consumer sciences (which includes students enrolled in GRADs) | \$1,258 in FY16 \$1,308 in FY17 |



Transportation

**Greater of statewide
cost per rider or cost
per mile**

Minimum state share
percentage reduced
from 60 percent to 50
percent

State Share Index

Distinguishes between higher and lower wealth districts

Applied to per pupil amounts


Change to State Share Index Calculation

Valuation Index

Income Index

Wealth Index

State Share Index



Capacity Aid



**Transportation
Supplement**

New Components



**Third Grade
Reading
Proficiency Bonus**



**High School
Grad Rate
Bonus**

Transitional Aid

Previous biennium: Guarantee prevented a district's foundation funding from falling below FY 2013 levels.

HB 64: Guarantees school districts at FY 2015 foundation funding levels

Cap



FY 2014 cap amount was 6.25 percent and FY 2015 cap amount was 10.5 percent.



HB 64 limits growth to 7.5 percent each fiscal year.

Cap



Exempt from the Cap:

Capacity Aid, Transportation Supplement, Graduation Bonus and Third Grade Reading Bonus



Career-Technical Education funding removed from the guarantee base and exempt from the cap in FY 2017.

Phase-Out


TPP

PUTP

HB 64 Restarts Phase-out

Tangible Personal
Property and Public
Utility Tangible Property
taxes

No more than 2% of state
and local resources.



A background image of a male teacher with glasses and a blue shirt standing in a classroom, gesturing towards a student. The classroom has green chalkboards and colorful student artwork on the walls.

FY 2016

Amount of foundation funding and TPP reimbursement is less than the foundation funding and TPP reimbursement levels in FY 2015 – TPP Supplement holds harmless districts.

FY 2017

Foundation funding guarantee and the TPP reimbursement phase-out continues without TPP Supplement.

**What factors
influence if a
specific district
will see
increased or
decreased aid?**

What factors influence district aid?

Student Population and Demographics

Property Valuation

Income

Historical Funding – Caps and Guarantees

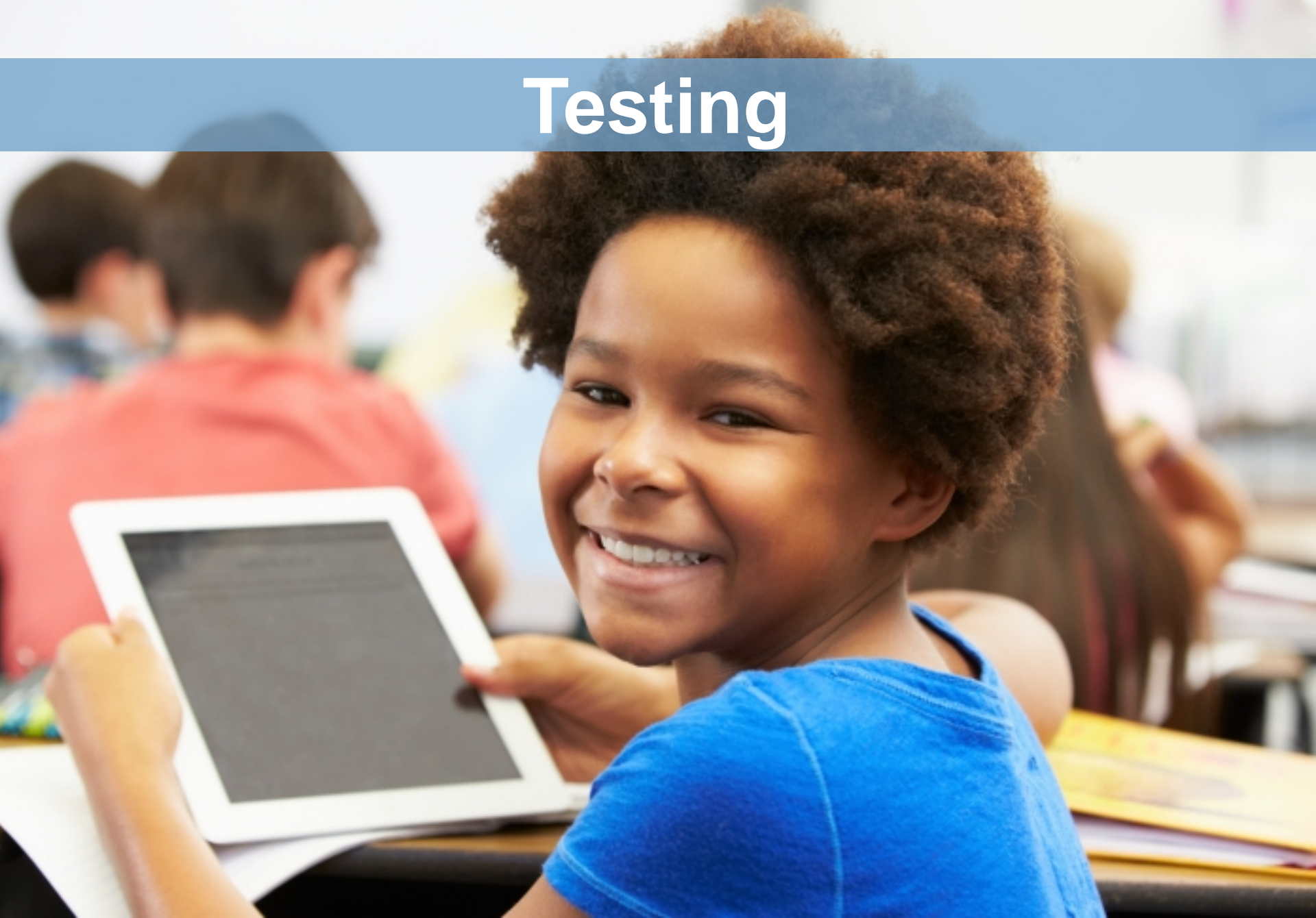


Joint Vocational School Districts

Increase to per pupil
amounts

Establishes 5 percent
state share minimum.

Testing



Testing

Makes changes per Senate Testing
Advisory Committee recommendations

Prohibits department from using funds to
purchase PARCC assessments



Single testing window



**Length of testing
reduced**



**Preference for single
technology platform for
online tests**



**Extends to the
2015-2016 school
year the option to
give tests online**



**Scores returned
within 45 days of
administration.**

No later than June 30.



Safe Harbor

No overall letter grades on the report card for the 2014-15, 2015-16, and 2016-17 school years



Safe Harbor

**No rankings for
districts, community
schools or STEM
schools for the
2014-15, 2015-16, and
2016-17 school years**

Districts and Schools Exempt from Certain Provisions



Districts and Schools Exempt from Certain Provisions



Safe Harbor for Students



Prohibits districts and schools from using student scores on state tests given during the 2014-15, 2015-16 and 2016-17 school years as a factor in any decision to promote or retain a student



Does not apply to the third grade English language arts test

Safe Harbor for Teachers

Prohibits use of value-added progress dimension rating for purposes of assessing student growth for teacher and principal evaluations or in making employment decisions

During the 2015-16 and 2016-17 school years





Student Support and Education Options

College Credit Plus Incentives

\$10 million in FY 2016 to credential teachers in high schools to teach College Credit Plus courses

Allows a student to take College Credit Plus classes in the summer.

Adult Diploma Program

Establishes a funding formula for the current five pilot programs and provides \$2.5 million in FY 2016 and \$5 million in FY 2017.

Creates a second round of planning grants for up to five new pilot sites at community colleges or technical centers.

Career Tech Reimbursements

Requires school districts to offer credentials to students that enroll in in-demand credential careers

Provides \$1 million in each year to reimburse the cost of providing access to credentials for economically disadvantaged students.

Ohio Career Counseling Pilot Program

Establishes pilot program

Four career centers and three
comprehensive high schools/compacts

\$1 million to participate in the pilot

Career Tech Program Approval

Allows guidelines identifying circumstances when ODE may approve a new career-technical education program after the normal May 15 deadline.


Curriculum and Assessment



Career-based Pathway Math Course

For students pursuing
a career-technical
instruction track

Alternative to Algebra II





Changes GED Requirements for Students Ages 16 and 17



Teaching Profession

Standards for School Counselors

Requires the Educator Standards Board to develop standards for school counselors

Before May 31, 2016: Requires State Board to develop a standards-based state framework to evaluate school counselors

By Sept. 30, 2016: Districts and schools must adopt policies for evaluations.

Changes Alternative Teacher Evaluation Framework

50% Teacher Performance

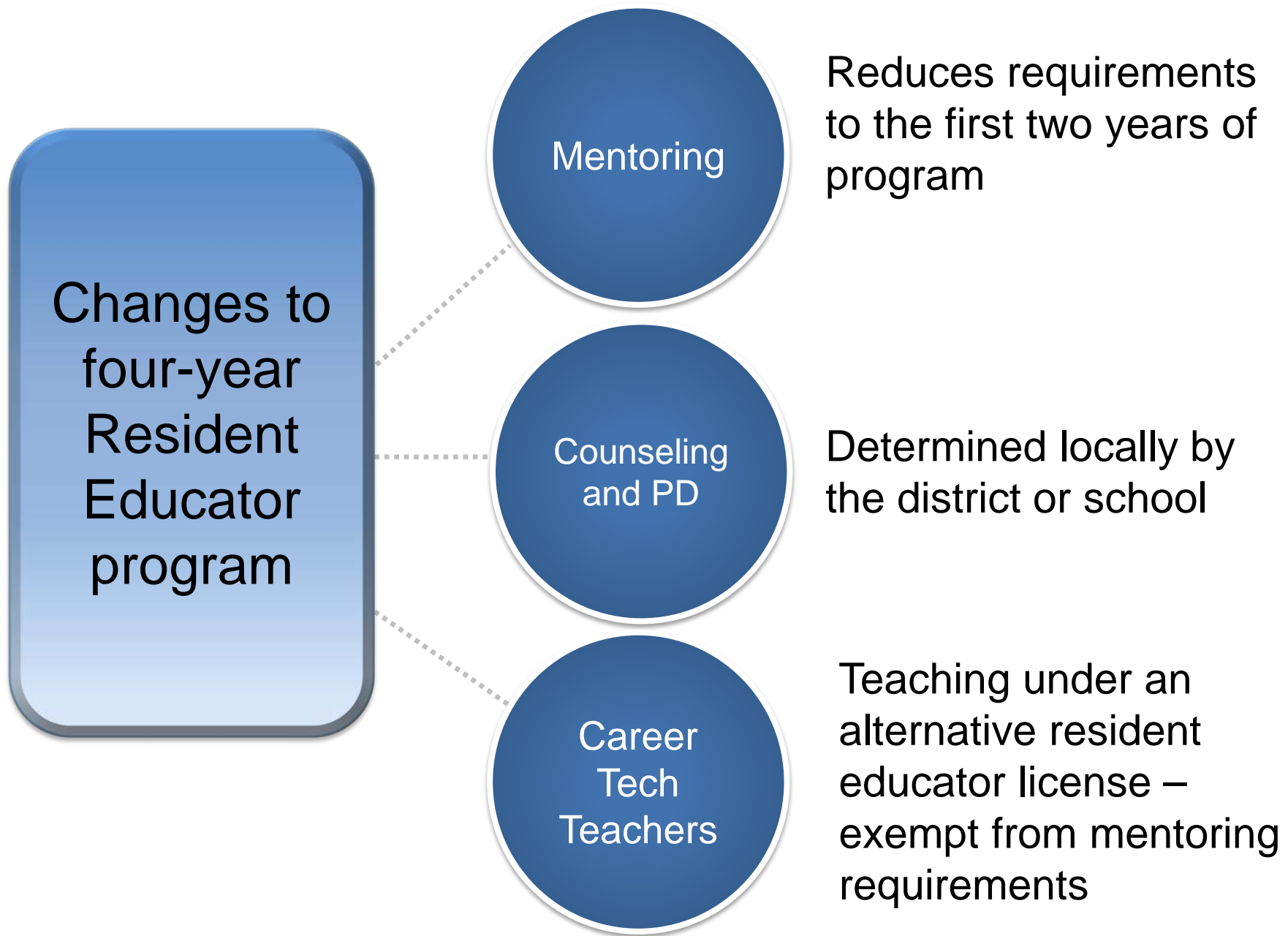
35% Student Academic Growth

15% One, or Combination of Student Surveys, Self-Evaluation, Peer Review, Student Portfolios, other component.

High-Performing Teachers

Exempt from the requirement to complete additional coursework for purposes of license renewal

By July 1, 2016: New rules from State Board defining “consistently high-performing teacher”



Other Budget Initiatives



Straight A Fund



Continues through the next biennium

\$15 million in each fiscal year

Community Connectors

Maintains program

\$10 million in each
fiscal year



Partnership with Opportunities for Ohioans with Disabilities

Transition services and coordination of
services for students with disabilities

\$5 million in each fiscal year

Transition from school to work

Regulatory Relief

Permits a school to contract with a hospital or licensed health care provider to provide authorized health care services to students.



Credit Flexibility

Extends to grades 7 and 8

State superintendent to partner with business community

Department to rebrand credit flexibility and reduce barriers to participation

State Board to revise statewide plans

A close-up photograph of a hand with the index finger pointing towards the left. The background is a blurred blue screen with bokeh light effects. The text 'education.ohio.gov' is overlaid in white at the top.

education.ohio.gov

Follow Superintendent Ross on Twitter



 [@suptrichardross](https://twitter.com/suptrichardross)

Social Media

facebook

Ohio Families and Education
Ohio Teachers' Homeroom

Linked in

ohio-department-of-education

Storify

storify.com/ohioEdDept

twitter

@OHEducation

You Tube

OhioEdDept