

# Digital Assessment Resources for Mastery Learning

Resources and instructional framework that support student learning whether delivered in-person, remotely, or via blended learning.

Eryn Ruder  
Science Instructor Scarlet Oaks  
[rudere@greatoaks.com](mailto:rudere@greatoaks.com)



# Goals and Expectations

- ▶ The goal of this presentation is to share how my students and I easily transitioned from in-person to distance learning.
- ▶ You can expect to be introduced to a framework for instruction and digital resources that allow interaction with your students while on a path of mastery learning.

# Planning and Preparing for Mastery Learning

- ▶ The Grid Method
- ▶ Free 9 module online course on turning the Units you already teach into Student Paced Mastery Learning Grids
- ▶ Intro Info: <https://www.teachbetter.com/thegridmethod/>
- ▶ Free online course link:  
<https://www.teachbetteracademy.com/p/the-grid-method-free-online-course>
- ▶ Easy transition from in person instruction to remote learning and blended instruction.
- ▶ No worries if you are absent or a student is absent, everything they need to stay informed, connected, and making progress is already in the Grid.

# Nearpod

- ▶ Website for students and teachers:  
<https://nearpod.com/>
  - <https://nearpod.com/coronavirus>
  - <https://nearpod.com/blog/coronavirus/>
- ▶ **Students DO NOT have to create an account.**
- ▶ Create your presentation, launch student paced code and share code with your students. Each code will have a report. I launch 1 code per bell to keep student data by bell.
- ▶ Reports are fantastic!!!!

# Nearpod.com

1. Upload Power Point presentations you already have and love.
  - ▶ Add Nearpod features that put you in your student's ear asking questions, offering clarification, and checking for understanding.
2. Build presentations from scratch in Nearpod.
3. **Enjoy the benefits!**
  - ▶ Provide new information and/or practice previous knowledge
  - ▶ Tool to “collect” assignments during remote learning
  - ▶ Assessment
  - ▶ Feedback for your students

# Nearpod Features

## Content

- ▶ Slides similar to PowerPoint
- ▶ Search Google Images within Nearpod
- ▶ Virtual Field Trips
- ▶ Videos (search YouTube within Nearpod)
- ▶ Audio (you can record your voice!! And students can record responses)
- ▶ 3 D models
- ▶ Presentations (think PowerPoint within a PowerPoint)

# Nearpod Interactive Features

## Activities

- ▶ Collaborate (electronic post it notes)
- ▶ Fill in the Blank (type info then click on words to be removed into a word bank, students drop and drag, immediate feedback)
- ▶ Flipgrid
- ▶ Matching (terms/definitions, pictures/identification, immediate feedback)
- ▶ Short Answer (students can record audio instead of typing)
- ▶ Time to Climb (multiple choice question game, immediate feedback)
- ▶ Quiz (multiple choice questions, immediate feedback)

# Quizizz






- ▶ Free!!! Gamified online multiple-choice practice/assessment (immediate feedback)
- ▶ Huge bank of Quizizzes made by other teachers
- ▶ Easy to search, find, and edit
- ▶ Easy to build one from scratch
- ▶ Easy to launch and share with your students
- ▶ Flashcards for self assessment and review
- ▶ Fantastic reports (item analysis)



# Quizizz

- ▶ **Student DO NOT have to create an account.**
- ▶ Website for teachers <https://quizizz.com/>
- ▶ Website for students to enter code and play <https://quizizz.com/join/>
- ▶ Launch multiple codes to have separate reports (or duplicate then rename)

# New from Quizizz!!

- Multiple choice questions now have company! 
- Fill-in-the-blank 
- Open-ended 
- Polls 
- Checkbox 
- 1500+ Quizizz Certified Game Changers

NEW  
QUESTION  
TYPES!

# Kahoot

- ▶ Free (Fee for upgrade in order to view reports with student scores)
- ▶ Multiple choice game (immediate feedback)
- ▶ Easy to search and edit games made by other teachers
- ▶ Easy to build a Kahoot from scratch

# Kahoot

- ▶ **Students DO NOT have to create an account**
- ▶ Launch in Challenge Mode
- ▶ Share the link for computers or game code for phone app users.
- ▶ Website for teachers: <https://kahoot.com/>
- ▶ Website for students: <https://kahoot.it/>

# Question and Answer

Post Questions in the Q&A

# Thank You For Attending!

Office of Learning and Instructional Strategies Resource Page

<http://education.ohio.gov/Topics/Learning-in-Ohio/OLS-Graphic-Sections/Resources>

Tale of Two Teachers Lessons Learned: Part 2

May 14 from 3:30 – 4:30

Google Form for Attendance and Questions

<https://forms.gle/9iW1ETr7yy2YqY1u5>