

[bit.ly /ODEchoiceboard](https://bit.ly/ODEchoiceboard)

Using Choice Boards in K-12





Karen Robey

Christine Danhoff

K-12 Director of Curriculum and Instruction at Genoa Area Local Schools

K-12 Technology Integration Specialist at Genoa Area Local Schools

 [@karenkrobey](https://twitter.com/karenkrobey)


 [@cmdanhoff](https://twitter.com/cmdanhoff)

kkrobey@genoaschools.com

cmdanhoff@genoaschools.com

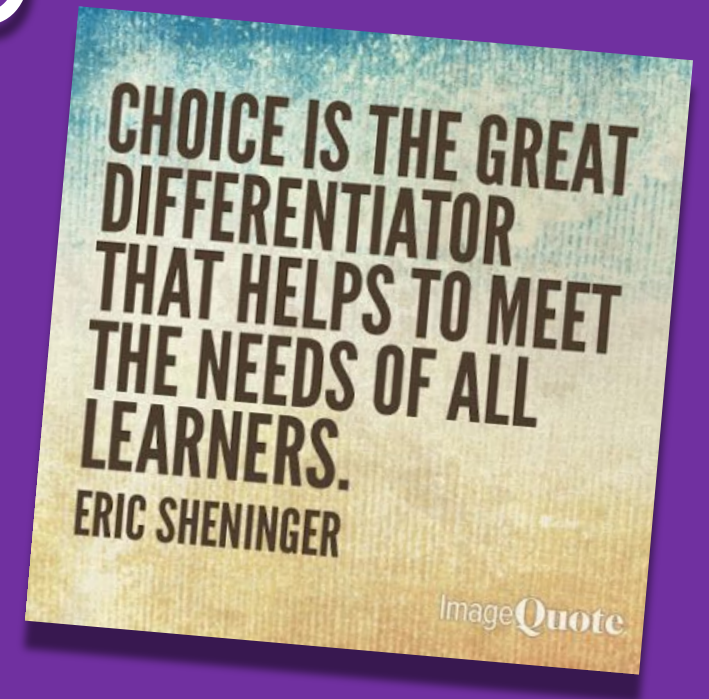
Curriculum and Instruction Website

Technology Integration Website



"Student choice is more than simply picking a task; it's about owning the entire learning process."

[bit.ly /ODEchoiceboard](https://bit.ly/ODEchoiceboard)






Keep it Blended!



Choice Board Tips:

- Put everything in ONE PLACE
- Make it visually appealing - Keep it simple!
- Less is more! Quality over quantity
- Give multiple ways to demonstrate learning
- Add some games and/or include the family
- Provide brief videos/audio directions if needed
- QR Codes



GSuite for Education Tools

- Docs/Slides – Publish to Web for easy viewing
- Docs/Slides/Drawings – Tables, color-code, add links, add images, add audio, change the size of the document
- Talk and Comment Extension / Mote Extension





**What does this
look like?**




Samples:

YOUR TITLE HERE CHOICE BOARD

ACTIVITY NAME Activity description and/or instructions	ACTIVITY NAME Activity description and/or instructions	ACTIVITY NAME Activity description and/or instructions
ACTIVITY NAME Activity description and/or instructions	ACTIVITY NAME Activity description and/or instructions	ACTIVITY NAME Activity description and/or instructions
ACTIVITY NAME Activity description and/or instructions	ACTIVITY NAME Activity description and/or instructions	ACTIVITY NAME Activity description and/or instructions

Be sure to complete this many of the squares by this date... or other assignment instructions.



Resource from: www.thefairyprint.com @mreditt@tpt

Student Choice Board

In each task box you complete. Also, be completed in necessary boxes.

Date Example: 2/26/19

No Red Ink #1 Date: (Double Click in Box)	Lexia Time #3 Date: (Double Click in Box)	No Red Ink #2 Date: (Double Click in Box)
--	--	--

Flipgrid w/ Task Card



1 2 3
4 5 6

Let's get to work!

Home
Monday
Tuesday
Wednesday
Thursday
Friday
Archive

Welcome to 6th Grade - Science

Week of May 11th.

Here you can add a welcome message or the instructions to navigate the file.

You can move the circles on the calendar to highlight special days. Duplicate them if you need more.

To update the month, go to Slide > Edit Master and change the month and days.

Useful Link 1
Useful Link 2

Sun	Mon	Tue	Wed	Thu	Fri	Sat
				1	2	
3	4	5	6	7	8	9
10	11	12	13	14	15	16
17	18	19	20	21	22	23
24	25	26	27	28	29	30
31						



CHOICE BOARD



3rd Grade Team:

Katy Moore

 [@mrsmoore_3](https://twitter.com/mrsmoore_3)

Chelsea Garver

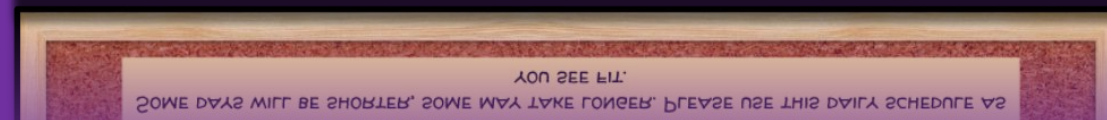
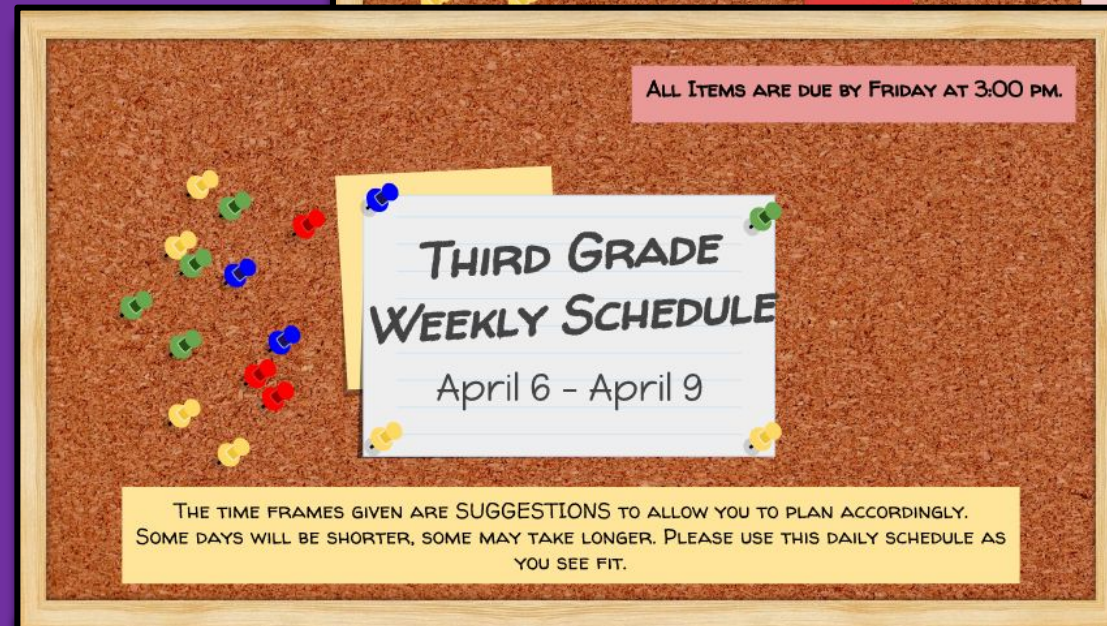
 [@miss_garver](https://twitter.com/miss_garver)

Aubrey Goetz

 [@miss_goetz](https://twitter.com/miss_goetz)

Serena Parlette

 [@missparlette](https://twitter.com/missparlette)





4th Grade:

Susan Gahler

Ashlee Fravel

Sydney Adkins

 @_missadkins

Math Assignment for Week of April 20, 2020

YouTube Links:

Ms. Adkins 		Mrs. Porter 
Ms. Fravel 	Mrs. Gahler 	Mrs. Fisher 

Math for today!

Must Do:

1. Watch this video FIRST about [Changing Fractions to Decimals](#)
2. If you would like to practice BEFORE the assignment, try the Google slides practice and check it if you turn it in and/or play Kahoot!
3. THEN Go to your Edulastic and complete the assignment.

May Do:

Problem of the Week 	Google Slides Practice (in Google Classroom) 
--	--

Problem of the Week 	Google Slides Practice (in Google Classroom) 
--	--

Science: April 27th-May 1st

YouTube Videos (click on the Bitmoji for each teacher's YouTube channel): Subscribe to our channels!! :-)

Ms. Adkins 		Mrs. Porter 
Ms. Fravel 	Mrs. Gahler 	Mrs. Fisher 

Must Do:

1. You MUST listen to me reading pages 354-361 in the book. Go to my youtube channel by clicking above on my bitmoji. Click on playlist science book read alouds.

Social Studies Agenda- Week of April 27, 2020

Morning Videos (click on the links for each teacher's YouTube channel):

Ms. Adkins 		Mrs. Porter 
Ms. Fravel 	Mrs. Gahler 	Mrs. Fisher 

Social studies for today! Go to [Week of 4-27-Social Studies](#) under the Classwork tab on Social Studies Google Classroom.

Must Do:

1. Students will complete a Peardeck Slideshow regarding Natural Resources! Click [here](#) to access. You will answer questions throughout the slide that I will be able to see! :) It will automatically save as you go. Make sure to answer all questions!
2. We are going to read the Lorax! Click [here](#) to listen to me read the story.
3. Go to the [Lorax-Challenge Question](#) under the Classwork tab on Google Classroom. Make sure to answer using correct capitalization and punctuation. Submit when done. :-)

May Do (Not a requirement):

- Go on a natural resource "scavenger hunt" on [ohioassamerica.org!](#)
 - = Username (example): sydney.adkins password: secret
 - = Go to the "Interactive Map"
 - = Use the [Ohio's Natural Resources Map Scav. Hunt](#) Doc under the Classwork section.
- Watch the movie the Lorax if you have it! Or click [here](#) to see the original animated Lorax movie!
- Check out Sauder Village on Facebook- they are posting videos frequently about animals on their farm, how to make butter at home, and so much more! :-)



Elementary Intervention Specialist:

Kendra Porter

Monday
27

Science

1. Listen to Ms. Fravel read pages 354-361 in the book. [\(Click here\)](#)
2. Learn the difference between Static Electricity and Current Electricity [\(Click here\)](#)
3. Complete Edulastic Assignment "unit 8 Lesson 1" [\(Click here\)](#)

If you have extra time

- [Click here](#) to watch a static electricity simulation

Zoom Meeting Info

This will be an optional time for students to get on and chat with their teacher about any questions they may have about their assignments. This time will be Tuesday and Thursday from 2:00-3:00. You can join any day for any teacher. If no one is on by 2:15 we are going to assume no one has any questions so we will log off.

unit 8 Lesson 1" [\(Click here\)](#)

Zoom Meeting Info

This will be an optional time for students to get on and chat with their teacher about any questions they may have about their assignments. This time will be Tuesday and Thursday from 2:00-3:00. You can join any day for any teacher. If no one is on by 2:15 we are going to assume no one has any questions so we will log off.



Elem. Essentials Team:

Bethany Foos



@mrs_foos

Stephanie Combs



@StephC4Art

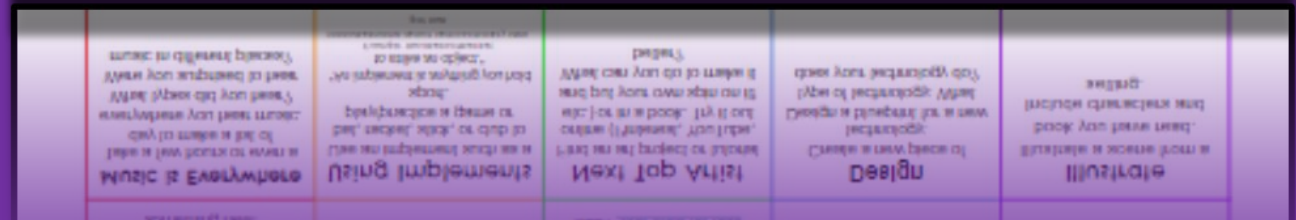
Chelsea Smith

Randy Grosjean



@CoachGrosjean

Essentials Choice Board				
Music	P.E.	Art	Technology	Literacy (Library/Title)
Incredibox Visit incredibox.com and create music by dragging and dropping icons on different characters to make them beatbox.	Yoga Use the down dog app, another app, or youtube to complete a 30 minute yoga session.	Spread the Love Make a piece of art for someone that needs extra love right now. Tell them why they are important to you. Ex: cards, handwritten notes, sidewalk chalk, etc.	STEM Challenge Using materials at home, can you create a boat that can float? Can your boat hold weight? Test - How much weight can your boat hold?	D.E.A.R Drop Everything And Read! Pick up a book and READ! Try out a new kind of book. Fiction? Nonfiction? Fairytale? Science Fiction?
Become a Music Critic Listen to a few songs you like and a few that you don't. Why do you like/not like them? What instruments did you hear? What could they do better?	Workout 35 minutes 15 Squats + Run 1 lap 15 line jumps + Run 1 lap Complete as many rounds as possible. *try to make laps the same size as a lap in the gym.*	Origami The countless benefits of origami are amazing and the products are beautiful. If you use white paper, try coloring your origami when you're done. www.origami.com	Coding Grades K - 5 can access Code.org by clicking (continue with google) and putting in their google accounts. If your child does not know their google account, please contact me.	Read Aloud Listen to a Genoa staff member read a book or check out a celebrity reading. Read-aloud links are available at our Library Website
Kitchen Band Create your own band and find ways to play on pots and pans or other materials found in the kitchen. Play along with some music!	Old School Parents choose an "old school" game from your childhood that your child/children may not know, teach it to them and then play.	Presto-Change-o Creativity is magic! Take 2 choices from the Creative Art Choice Board , combine them, and make something new!	Typing Grades K - 5 can access Typing.com by clicking log in with google and putting in their google account information.	AR Read a book of your choice and take an Accelerated Reading comprehension quiz. AR Website
Music Podcast for Kids Visit YouTube and find the channel called "The Music Podcast for Kids". Choose a video to watch and learn something new!	Obstacle Course Using items and equipment at your home create an outdoor obstacle course then have lots of fun!	Virtual Art Museum Take a tour and discover some incredible art. Then, create an original artwork inspired by what you saw. Need help finding one for kids? Just links for kids	Digital Breakout Choose a Digital Breakout for your grade level to breakout of.	Recipe Reading Make reading fun by following along with your favorite recipe!
Music is Everywhere Take a few hours or even a day to make a list of everywhere you hear music. What types did you hear? Were you surprised to hear music in different places?	Using Implements Use an implement such as a bat, racket, stick, or club to play/practice a game or sport. "An implement is anything you hold to strike an object." <small>FOOTBALL: FOOTBALLS, BASKETBALLS, VOLLEYBALLS, SOFTBALLS, HOCKEY STICKS, GOLF CLUBS</small>	Next Top Artist Find an art project or tutorial online (Pinterest, YouTube, etc.) or in a book. Try it out and put your own spin on it! What can you do to make it better?	Design Create a new piece of technology. Design a blueprint for a new type of technology. What does your technology do?	Illustrate Illustrate a scene from a book you have read. Include characters and setting.





MS Science: Denise Lucas



@MrsLucasGMS

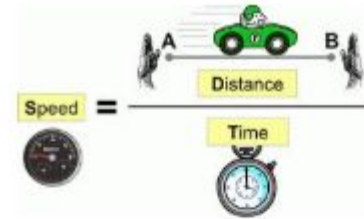
6th Grade Science Remote Learning for March 30-April 10



Phase Changes Choice Board

Directions: All 6th graders should complete Activity #1 and #2 (in red) in the Choice Board below and this should be done FIRST. Then, please choose an **additional 4 activities** to complete and submit by Saturday, April 11 at 11:59pm on Google Classroom under the March 30-April 10 Phase Changes Choice Board Assignment. You should have a **total of 6 "Uploads"** on that assignment when you go to submit.

6th Grade Science Remote Learning for April 20-April 24



Motion and Speed Choice Board

Directions: All 6th graders should complete Activity #1 and #2 (in red) on the Choice Board below and this should be done FIRST. Then, please choose an **additional 3 activities** to complete and submit by Saturday, April 25 at 11:59pm on Google Classroom under the April 20-April 24 Motion and Speed Choice Board Assignment. You should have a total of **3 "Adds" or "Uploads"** on that assignment when you go to submit.

3.		Rock Classification Gizmo -Use physical properties to classify rock samples. Click on the Gizmo link and login to your Gizmo account. If you don't remember your logins, please email Mrs. Lucas. Using the gizmo interactive and directions on the lab sheet , complete the questions by typing your answers in each text box. Upload your lab sheet to Rocks and Rock Cycle Choice Board Assignment on Google Classroom.
4.		Science Fusion Workbook-Read pages 140-153 in your workbook and answer the questions on page 153. You can take a picture of your completed page 153 or type your answers on the attachment doc . Upload your pic of completed page/answer document to Rocks and Rock Cycle Choice Board Assignment on Google Classroom. *Fusion chapter is also posted Google Classroom under Unit 2: Earth's Resources if you don't have your actual book, or can be accessed using this link
5.		Make a graphic organizer in Google Docs/Drawings/Slides summarizing the characteristics of each of the 3 groups of rocks. Make sure to include a picture of a rock from each group, as well as a description. Look back at the slideshow for help. Upload your doc/drawing/slide to Rocks and Rock Cycle Choice Board Assignment on Google Classroom
6.		Create a comic strip that details a rock's journey through the rock cycle. Make sure to use all 3 rock types and the processes involved in their formation. Look back at the slideshow for help. You can do this by hand, or digitally on any platform you wish (Slides, Drawings, Docs, Storyboard That). Upload your doc/drawing/slide/link to Rocks and Rock Cycle Choice Board Assignment on Google Classroom
7.		Write or perform a song/poem about the 3 types of rocks and the rock cycle. Be sure to mention the processes involved in each rock type's creation. Look back at the slideshow for help. Upload your video link/document to Rocks and Rock Cycle Choice Board Assignment on Google Classroom
8.		Virtual Field Trip- Choose one of the following virtual field trip locations and get ready to explore the rock formations within these National Parks. 1. Hawaii Volcanoes National Park 2. Carlsbad Caverns National Park 3. Bryce Canyons National Park Write a 6-8 sentence reflection on your "trip" and what you learned and copy/paste a picture of where you visited onto the Google doc here . Upload your doc to Rocks and Rock Cycle Choice Board Assignment on Google Classroom

1.		Watch the video Tutorial from a teacher friend of mine and review the Motion Graphic Organizer . If you need additional help, please don't hesitate to read through the Science Fusion Text Unit 5, Lesson 3 (pages 386-399), as well. Should be done before any other work, to familiarize yourself with vocabulary and help with choice board activities.
2.		Speed EdPuzzle on Google Classroom under the April 20-24 Motion and Speed Choice Board Assignment.
3.		Measuring Motion Gizmo -Find the speed of various African mammals. Click on the Gizmo link and login to your Gizmo account. If you don't remember your logins, please email Mrs. Lucas. Using the gizmo interactive and directions on the lab sheet , complete the questions by typing your answers in each text box. Upload your lab sheet to Motion and Speed Choice Board Assignment on Google Classroom.

4.		Measuring Motion Gizmo -Find the speed of various African mammals. Click on the Gizmo link and login to your Gizmo account. If you don't remember your logins, please email Mrs. Lucas. Using the gizmo interactive and directions on the lab sheet , complete the questions by typing your answers in each text box. Upload your lab sheet to Motion and Speed Choice Board Assignment on Google Classroom.
----	--	---



Counseling: Laura Pierson

GMS Counseling Survey

* Required

When meeting with a teacher or class--does Google Hangout or Zoom

Google Hangout

Zoom

When doing classwork do you find yourself completing more-- in the morning

Morning

MAY - MENTAL HEALTH AWARENESS MONTH CHOICE BOARD

Stay Healthy, Helpful & Calm

Check Yourself? We all could use self check in... Mental Health Checklist - How you are doing during covid-19	What is it? Short Compare and contrast video on Sadness vs. Depression. What are you really feeling? Click here and LOG IN	Guided Meditation Grab your head phones...find a comfortable place... Your mental state is important. Try this short 5 min meditation to re-center. Click here and LOG IN
ZOOM PARRTY! Connect with friends! Create a theme zoom party or play music and dance it out or sing in a round with your closest friends!	Adobe SPARK Create a video for a family member or friend. Share the video with them to make them feel special. Click here and LOG IN	Heart Hunters! <3 In this time of social distancing this world wide facebook group was created to spread the love. Post a heart in the FB group to help continue this heart fever! Heart Hunters Public FB Page
GO FOR A WALK/JOG 12 science backed reasons getting outside is great for your health. Take a swiff of yourself on a bike, walk, jog, or jog!	NAILED IT! Bake something and have fun with it. Whether you are great at it or not!	DE-CLUTTER YOUR SPACE When you organize your environment you stake claim on the chaos in your brain. Click here and LOG IN

Stay Strong! Be sure to contact Mrs. Pierson via email LLPierson@genoaschools.com if you should need to set up a Zoom or Google Hangout counseling session.

Resource from: [theredthekers.com](#) #wearedthekers

Counseling Choice Board :) - Learning and Resources!

LLPierson@Genoaschools.com

JUST FOR FUN!

Words with Friends! ios link android link	Adobe Photoshop and Sketch ios link android link	Quiz-Up! Quiz your friends! ios link android link	Color by Number App-Unicorn! ios link android link
Pig Life Journal Podcast! ios link android link	Free Flow™ ios link android link	Hangman! Word Game! ios link android link	BRINGO! ios link android link

With is SO important! Take time to REFOCUS!!

Breathe Think Mindfulness ios link android link	What's Up? A mental health App ios link android link	Mind Shift- (anxiety help) ios link android link	SAM- Self Help for Anxiety Management ios link android link
---	--	--	---



HS Language Arts:

Amanda Fox

 [@msfoxgenoa](https://twitter.com/msfoxgenoa)

TED TALK IT! Watch a TED TALK on a topic of your choice. Then, write and record a speech using ScreenCastify about what you learned. Use ETHOS, PATHOS, and LOGOS in your speech!	CREATE AN APP! English isn't the only important language these days. Writing code is very lucrative -- especially if you use it to create an app like <i>TikTok</i> . Try your hand at creating your own app in the APP Lab . Share your creation when finished.	LISTEN UP! Pick one of the podcasts from NPR's great lineup and listen to an episode that sounds interesting. Create an Adobe Spark video about what you learned. The more creative, the better!
Ms. Fox's English II Choice Board Pick three activities to complete by APRIL 3RD . SUBMIT ALL THREE ACTIVITIES to the GOOGLE CLASSROOM assignment titled, "Choice Board April 3rd Activities"		
QUARANTINE LETTERS Share a Google doc with someone in class and write a series of 150 word letters back and forth detailing your life during "quarantine". *both partners *10 letters	VOCABULARY! Complete the assigned Vocabulary.com list titled "Use It, Don't Lose It". Click the appropriate link below to join the Vocabulary.com Class: 3rd Period	A MESSAGE TO SENIORS Write and record a (2:00 min) FLIPGRID message to a senior citizen quarantined in a nursing home. These will be forwarded to the nursing home on April 4th.

Click to change text	Click to change text	Click to change text
Click to change text	Click to change text	Click to change text

Click to navigate!

Eng II Choice Board

Pick **2 choices** to complete by **NOON on Friday**.

Submit work to G. Classroom assignment 'Choice Board Round 3' & click **SUBMIT**.

Required Readings	Choice 1: Vocab	Choice 2: The Science of Love
Choice 3: A Better Way to Talk About Love	Need Help?	Submitting Work



HS Science:

Shannon Neary

 @NearyScience

Watch (MUST DO)
[Video Lesson #3 over Rivers](#)

Digital Notebook
Watch the Video Lesson, read the section and then explain the main ideas in a Digital Notebook.
[Make a copy of this template](#), complete, and submit.

Make Your Own
Watch the Video Lesson, read the section and then explain the main ideas in your own notes.
Create your own template (or take pics of your paper), attach, and submit.

Section Review
Watch the Video Lesson, read the section and then answer the questions about the main ideas in the Section Review.
[Make a copy of this template](#)

Earth Science April 20-24

1. **Watch** Video Lesson #3 video
2. Choose **ONE GREEN** choice to complete.
3. Choose **ONE PURPLE** choice to complete
4. Complete the **Google Form** at the bottom
5. Complete Virtual Attendance posted on Classroom

All Assignments due by 11:59 PM on Friday, April 24

Office Hours on Google Meet Tues-Fri from 1-2. Click [HERE](#) to join.

Other Helpful Links:
[Book Page PDFs](#)

Weathering and Soil

Directions:

- 1) Pick one **PURPLE** choice to complete.
- 2) Pick one **GREEN** choice to complete.
- 3) You **MUST DO #5** (three assignments in all).

Upload all of your work to the Assignment on Google Classroom. [Click on the link](#) for each choice to see full directions and additional resources. All work due on Classroom by Apr 5 at 11:59 PM.

CHAPTER PDFs: Click HERE

VIDEO LESSONS: Click HERE

1 Section Review Answer the Section Review questions at the end of each section of the Chapter PDF. Watch the video lessons for additional info.	2 Outline Read the Chapter PDF and watch the video lessons. Construct an outline of the main ideas.	3 Digital Notebook Read the Chapter PDF and watch the video lessons. Explain the main ideas in a Digital Notebook.
4 Cornell Notes Read the Chapter PDF and watch the video lessons. Explain the main ideas in Cornell Notes.	5 Performance Assessment Show what you have learned about this unit by constructing a final performance assessment.	6 Concept Map Create a concept map of the vocab words listed in the Chapter PDF.
7 Quizlet Create a stack of Quizlet cards over the main ideas and key words in the Chapter PDF and video lessons.	8 Around the House Use materials around the house to create a video demonstration of one of the main ideas of the chapter.	9 YouTube Playlist Create a playlist of three YouTube videos that you think help explain the main ideas of the unit. Write a paragraph explaining why these are great examples.




HS Science: Holly Kimpon

 [@hkimpon](https://twitter.com/hkimpon)

Anatomy Choice Board #2

NERVOUS SYSTEM



#1 Notes (Part 1) Watch the video of me explaining the notes through slides . Then, complete the note check .	#2 Video Watch the video about how the peripheral nervous system works on Edpuzzle and complete the assigned questions.	#3 Create It! Using any materials in your house, build a neuron and label its parts. You'll need to include: Axon, soma/body, nucleus, dendrites, myelin Take a picture of your labeled neuron, and submit it to Google Classroom .
#4 Why So Sensitive? In this activity, you will determine what areas of your body are most sensitive. The more sensitive the area, the more neurons present!	#5 Reaction Time	#6 Sensations

DIRECTIONS

- Do all three on the top row. You can turn in all assignments on Google Classroom and EdPuzzle. Complete all tasks by May 1st.
- The second row is optional.
- Attach to Google Classroom.

Where do I find the assignments?

- Google Classroom
- EdPuzzle


DIRECTIONS?

- Do all three on the top row. You can turn in all assignments on Google Classroom and EdPuzzle. Complete all tasks by May 1st.
- The second row is optional.
- Attach to Google Classroom.

Where do I find the assignments?

- Google Classroom
- EdPuzzle

Biology ECOLOGY CHOICE BOARD (2)



#1 Notes - Part 1 Watch the video of me explaining the notes from these slides . Then, complete the note check .	#2 Amoeba Sisters Watch the Amoeba Sisters video on Edpuzzle over food webs/energy pyramids. Complete the assigned question for the videos.	#3 Video Watch the video about keystone species on Edpuzzle and complete the assigned questions. Also, please watch this gip (no questions assigned).
#4 Gizmo In this Gizmo , you'll see how all organisms within an ecosystem affect all other organisms. Make a copy of this gizmo to use in your classroom.	#5 Find It! Use a Fligrid to go outside and find 10 organisms.	#6 Build It! Using 8 organisms found in or near your area, build an ecosystem.

Biology Choice Board #5

Population Ecology



Directions: Do all three on the top row. You can turn in all assignments on Google Classroom and EdPuzzle. Complete all tasks by May 1st.

#1 Notes - Part 2 Watch the video of me explaining the notes from these slides . Then, complete the note check on Google Classroom .	#2 Kalibab Deer This activity shows the struggle of the Kalibab deer population, and their changing carrying capacity. Go to Google Classroom to open the assignment. Not sure what to do? Watch my explanation here .	#3 Mosquito Mystery Go to Edpuzzle and watch Hank from Crash Course explain population ecology and dive into the great Texas Mosquito Mystery.
---	---	--

Optional Stuff / Just For Fun

- Curious about the Kalibab Plateau? Watch this [short clip](#).
- Need help understanding limiting factors? Watch this [clip](#).
- Check out this [simulation](#) of how to estimate population size.

Sample Weekly Schedule

Not sure where to start? Try following this schedule below.

MON	Watch the video of me going over the note slides.
TUES	Do the "Population Ecology Note Check 2" found in Google Classroom.
WED	Do the "Lesson of the Kalibab" activity found in Google Classroom. Pop into Zoom from 100 - 130 if you have any questions! (code found on Classroom)
THURS	Watch the "Texas Mosquito Mystery" video on Edpuzzle and answer the questions.
FRI	Go Back to the Classroom Tab on our Google Classroom and make sure you've submitted all assignments. Also check to make sure I haven't made any comments for you to do any corrections. Pop into Zoom from 100 - 130 if you have any questions! (code found on Classroom)

Anatomy Choice Board #5

Male Reproductive System



Directions: Do all three on the top row. You can turn in all assignments on Google Classroom and EdPuzzle. Complete all tasks by May 1st.

#1 Notes - Part 1 Time to get awkward! Watch the video of me explaining the notes from these slides .	#2 EdPuzzle Watch the video of Hank from Crash Course explaining the male reproductive system. You'll find it on EdPuzzle .	#3 What Do You Know? Go to your Google Classroom and complete the "Male Reproductive Worksheet".
---	---	--

Optional Stuff / Just For Fun

- Prostate cancer is on the rise in young men. Read this article: [Ten Things Younger Men Should Know About Prostate Cancer](#).
- You should do a self exam every month. [Here's how.](#)

Sample Weekly Schedule

Not sure where to start? Try following this schedule below.

MON	Watch the video of me going over the notes and slides.
TUES	Complete the Worksheet found in Google Classroom.
WED	Watch the EdPuzzle Video (Crash Course). Pop into Zoom from 100 - 130 if you have any questions! (code found on Classroom)
THURS	Check out the "Optional/Just for Fun" box and see if anything interests you.
FRI	Go Back to the Classroom Tab on our Google Classroom and make sure you've submitted all assignments. Also check to make sure I haven't made any comments for you to do any corrections. Pop into Zoom from 100 - 130 if you have any questions! (code found on Classroom)

MON	Watch the video of me going over the notes and slides.
TUES	Complete the Worksheet found in Google Classroom.
WED	Watch the EdPuzzle Video (Crash Course). Pop into Zoom from 100 - 130 if you have any questions! (code found on Classroom)
THURS	Check out the "Optional/Just for Fun" box and see if anything interests you.
FRI	Go Back to the Classroom Tab on our Google Classroom and make sure you've submitted all assignments. Also check to make sure I haven't made any comments for you to do any corrections. Pop into Zoom from 100 - 130 if you have any questions! (code found on Classroom)



Languages – Spanish: Holly Szepiela

Quizlet

Edpuzzle

24/3/20-3/4/20
Español 2

Cultura en Video Log into Edpuzzle (click sign in with Google)	Quizlet Pick two practice activities/games	En mi casa
Comparación	Lectura	Canciones
Gramática Use the link to play the game, then email me a screen shot of your score!	Mezcla This will be a mix of different activities. This week it's an edpuzzle review for Pronouns after Prepositions	Conexiones

Challenge for Español 2: 5 squares
Challenge for Español 2 Honores: 7 squares
Deadline for squares: el 3 de abril, 2020 antes 11.59pm

Resource from: www.edithakers.com #wearedithakers




HS Family & Consumer Science:

Brenna Ferrell



@Genoa_Penta_FCS



Interior Design Choice Board
Weeks of 4/13, 4/20 & 4/27

- You will choose two of these options to complete and submit for the week of 4/13, due on 4/17.
- You will choose two different options from this board to complete and submit to the classroom for 4/20, due on 4/24.
- You will choose an additional two different options from this board to complete and submit to the classroom for the week of 4/27 due on 5/1.
- By May 1 you should have completed 6 different options.

Each box is a link to the assignment's details

Hand Sewing - Hems	Machine Threading & Straight Stitching	Resubmit Floor Plan Project
Hand Sewing - Buttons	Treatments for the Home	Resubmit Floor Plan Project
Home Organization	Cleaning Products	Se...

Complete 5 of the 9 options

Pick a country that is not the United States of America and locate where it is on a map. Write it here:


Choose a recipe from the Every Day magazine and make it. Take a picture of your recipe. Did you like it? Why or why not?	Look through a cookbook and find a recipe that you think people in this country would eat. Write it down and attach it to this paper.	Find 5 cooking terms from the Every Day magazine, Google their definitions, and write them down. Attach to this paper.
Write down everything you know about the country you chose. Attach to this paper.	Name one country from each of the 7 continents. 1. _____ 2. _____ 3. _____ 4. _____ 5. _____ 6. _____ 7. _____	Pick one recipe from the EveryDay magazine that you think would be your favorite and write one sentence explaining why.
Interview someone you know. Ask them 5 questions about the country you chose. Record their responses and attach to this paper.	Read one article from the Every Day magazine and write a one paragraph summary. Attach to this paper.	Pick one recipe from the EveryDay magazine that you think would be the most difficult and write one sentence explaining why.





Q & A

Thank you!



Connect with us!

THANKS!



[@karenkrobey](#)
[@cmdanhoff](#)

THANKS



kkrobey@genoaschools.com
cmdanhoff@genoaschools.com