

Jon Peterson Special Needs Scholarship Program

FY 2019 Administration Report



**OFFICE OF NONPUBLIC EDUCATIONAL OPTIONS,
OHIO DEPARTMENT OF EDUCATION**

Contents

General Information About the Program	3
Student Participation	4
Resident Districts of Students	8
Scholarship Funds Disbursed Statewide by Grade	9
Scholarship Funds Disbursed Statewide by Funding Category	11
Scholarship Funds Disbursed Statewide by District	12
Scholarship Recipients by Provider	13
Federal Aid by Resident District	15
State Funding per Jon Peterson Scholarship Participants	16
Number of Years Enrolled in the Scholarship Program	17
Appendix	20
Appendix A: Names and Addresses of FY 2019 JPSN Providers	20
Appendix B: Number of Scholarship Students by Resident District (FY 2019)	30
Appendix C: Total Scholarship Deductions by Resident District (FY 2019)	43
Appendix D: Number of Scholarship Students by Provider (FY 2019)	56
Appendix E: Federal Aid (IDEA Part B) Allocation by Resident District (FY 2019)	67
Appendix F: State Aid for Recipients by Resident District (FY 2019)	84
Appendix G: Full-Year Program Enrollment by Resident District (FY 2019)	101

General Information About the Program

The Jon Peterson Special Needs Scholarship Program gives the parents of children with disabilities the choice to send their children to special education programs other than the ones operated by their school districts of residence. The goal is to provide families with options for their children to receive the education and services outlined in their individualized education programs (IEP).

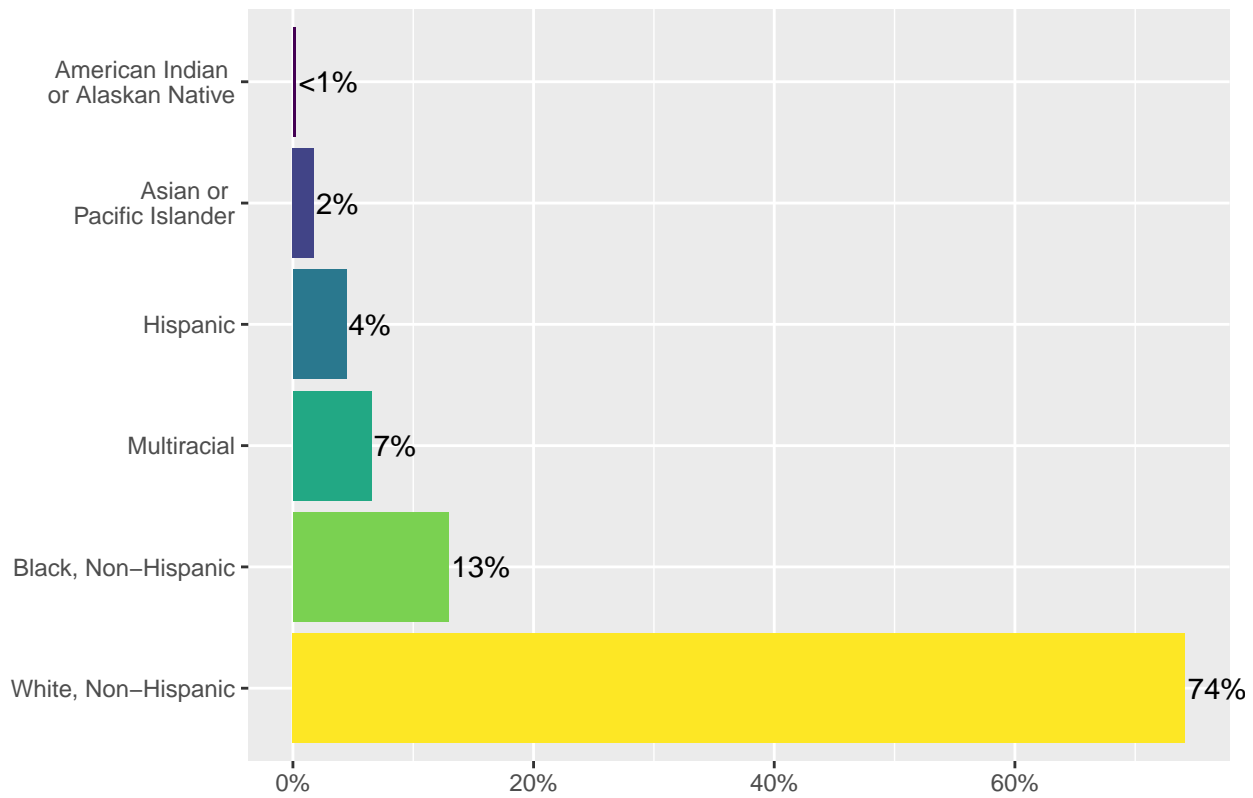
Generally, there are two qualifications for the Jon Peterson Scholarship. First, the district has identified the student (kindergarten through grade 12) as a child with a disability. Identification means that the child's evaluation team report (ETR) from the district states that the child required special education and related services under the Individuals with Disabilities Education Improvement Act of 2004 (IDEA). Second, the district has created an individualized education program for the child.

The Jon Peterson scholarship has been offered for 7 years since its inception. The program was first offered during 2012-2013 school year. The conclusion of the 2018-2019 school year marked the 7th year.

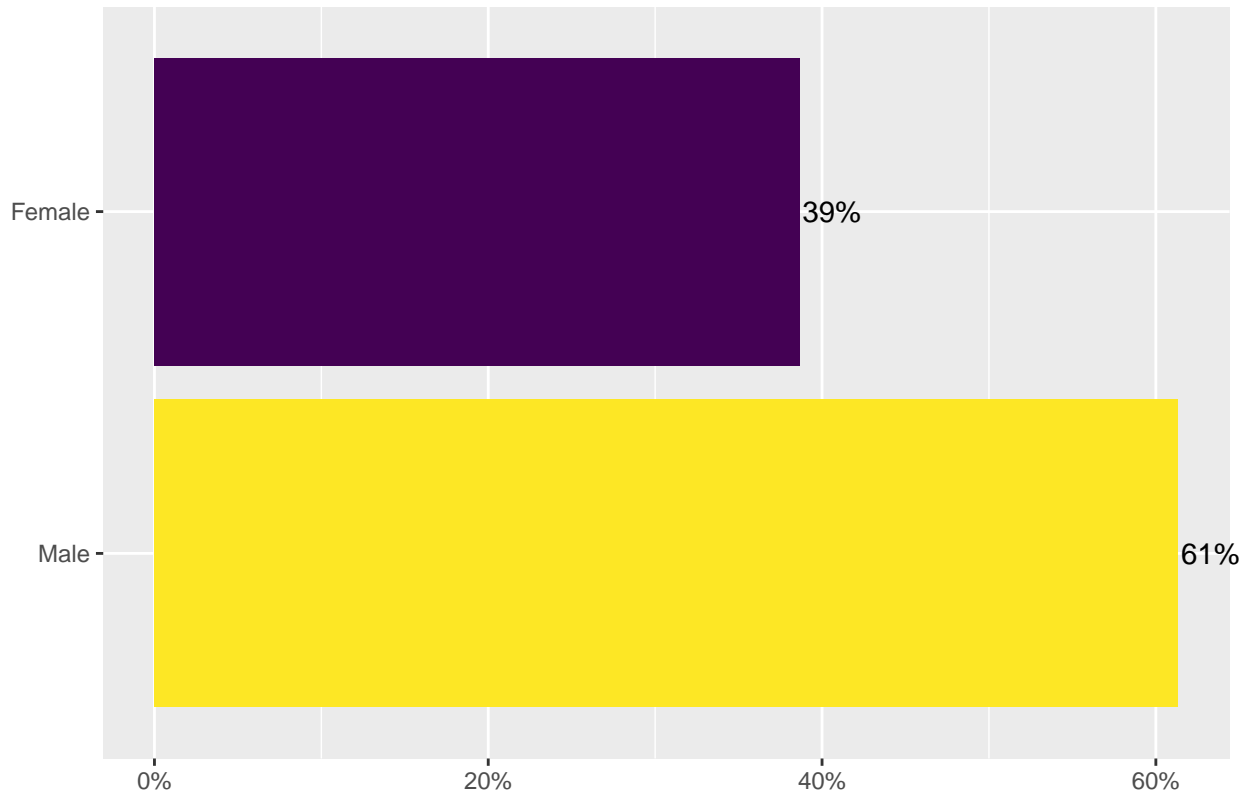
Student Participation

During the 2018-2019 school year (FY 2019), **6,437** students participated in the Jon Peterson Scholarship Program. The majority (70%) of students were returning participants. The percentage of students who terminated their scholarship and returned to a public school district during the year was 3% (174 students).

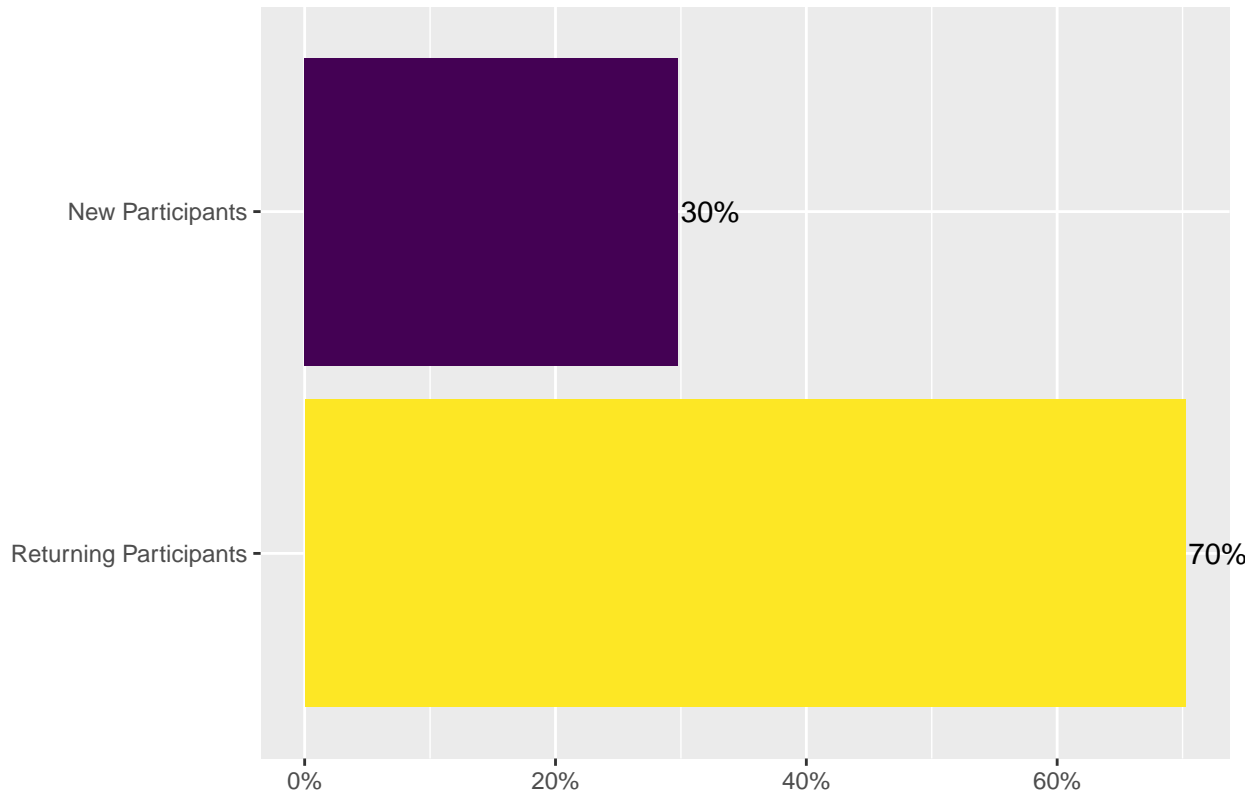
FY 2019 Scholarship Participants by Race / Ethnicity



FY 2019 Scholarship Participants by Gender



FY 2019 Scholarship Participants by Returning Status



Student participants by Disability Type (FY 2019)

Disability	Students	Percentage
Specific Learning Disabilities	3,044	47%
Other Health Impaired (Minor)	1,695	26%
Speech and Language Impairments	486	8%
Autism	410	6%
Multiple Disabilities (other than Deaf-Blind)	225	3%
Cognitive Disabilities	190	3%
Emotional Disturbance (SBH)	157	2%
Traumatic Brain Injury (TBI)	77	1%
Deafness (Hearing Impairments)	68	1%
Orthopedic Impairments	37	<1%
Visual Impairments	29	<1%
Other Health Impaired (Major)	17	<1%
Deaf-Blindness	<10	<10

The majority (74%) of program participants identified as Specific Learning Disabilities and Other Health Impaired (Minor). The full disaggregation of students by disability type is shown below.

Specific learning disability includes conditions such as perceptual disabilities, brain injury, minimal brain dysfunction, dyslexia, and developmental aphasia. Specific learning disability does not include learning problems that are primarily the result of visual, hearing, or motor disabilities, of intellectual disability, of emotional disturbance, or of environmental, cultural, or economic disadvantage. [34 CFR §300.8(c)(10)]

Other health impairment means having limited strength, vitality, or alertness, including a heightened alertness to environmental stimuli, that results in limited alertness with respect to the educational environment, that “is due to chronic or acute health problems such as asthma, attention deficit disorder or attention deficit hyperactivity disorder, diabetes, epilepsy, a heart condition, hemophilia, lead poisoning, leukemia, nephritis, rheumatic fever, sickle cell anemia, and Tourette syndrome; and adversely affects a child’s educational performance.” [§300.8(c)(9)]

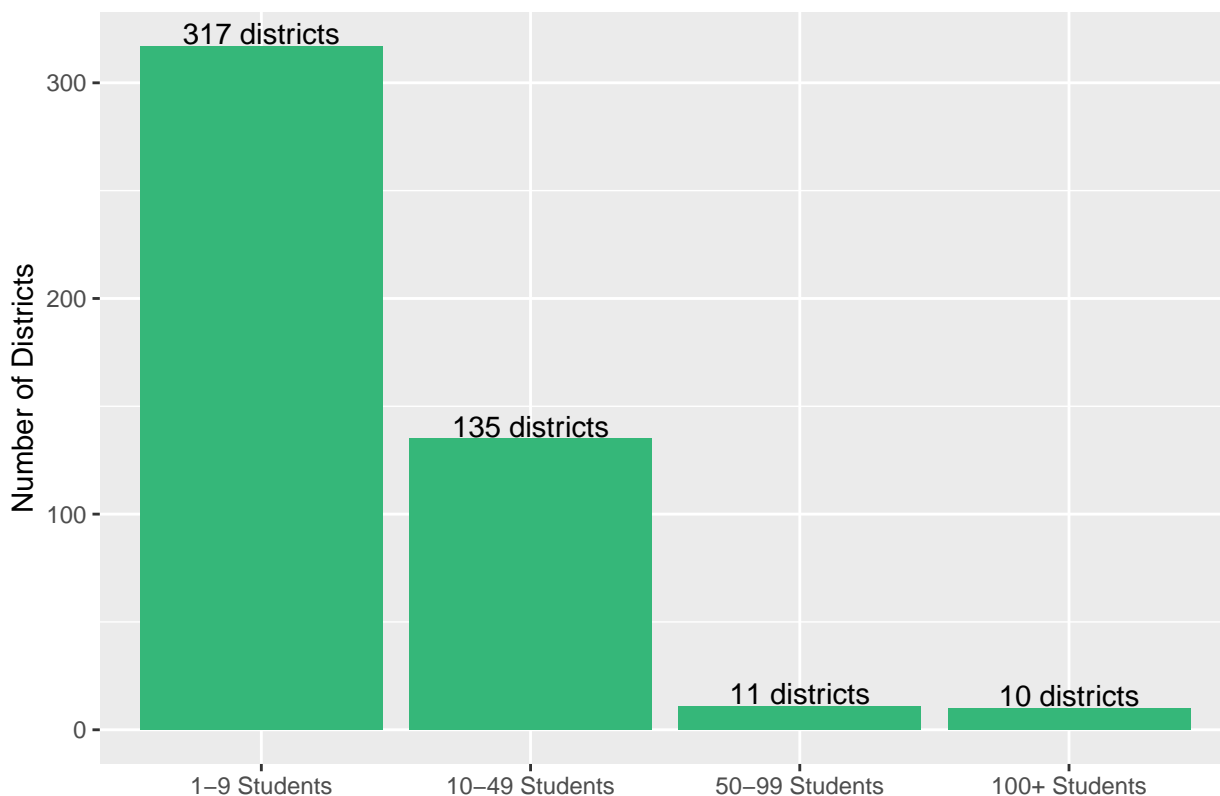
Resident Districts of Students

In FY 2019, there were 473 public school districts with students participating in the Jon Peterson Scholarship Program. The five districts with the highest number of participants are listed below. For the full list, see the appendix.

Top 5 resident districts by number of participating students (FY 2019)

District	Students
1 Cincinnati Public Schools	349
2 Cleveland Municipal	284
3 Cleveland Heights-University Heights City	226
4 Columbus City School District	212
5 Youngstown City	132

Number of districts by number of participating students



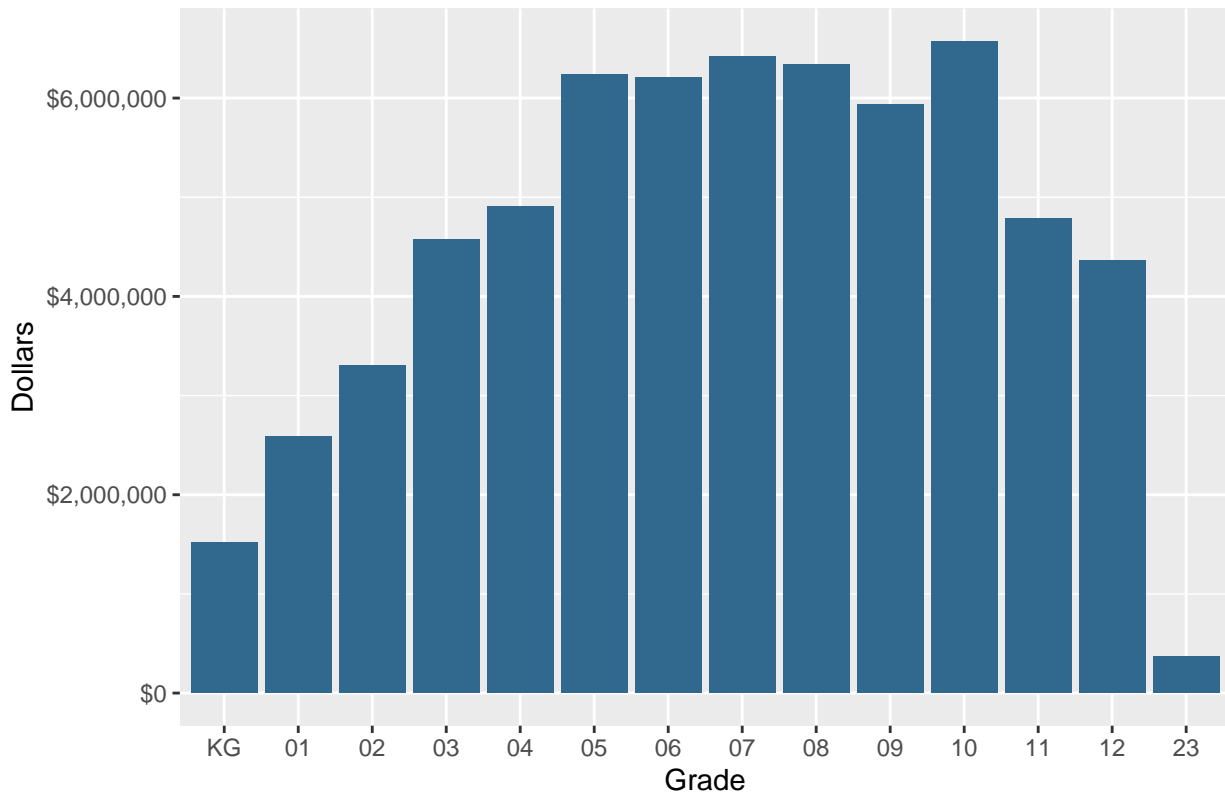
Scholarship Funds Disbursed Statewide by Grade

Students in grades kindergarten through twelfth grade are eligible to participate in the Jon Peterson Scholarship Program. Students that have not met graduation requirements but still need additional education services prior to enrollment in college or employment can continue to receive services as a grade 23 student. The table and graph below contain the amount of funds disbursed statewide by grade. **Note:** Scholarship payments, including those by grade level, funding category, and district of residence, are preliminary and not final.

Jon Peterson scholarship payments by grade level (FY 2019)

Grade	Payments	Students
KG	\$1,514,073	193
01	\$2,589,670	298
02	\$3,304,966	351
03	\$4,570,387	468
04	\$4,903,371	510
05	\$6,233,527	627
06	\$6,206,070	615
07	\$6,420,702	644
08	\$6,337,920	633
09	\$5,930,773	584
10	\$6,574,578	635
11	\$4,786,362	453
12	\$4,359,765	403
23	\$373,002	23

JPSN Scholarship Payments by Grade Level



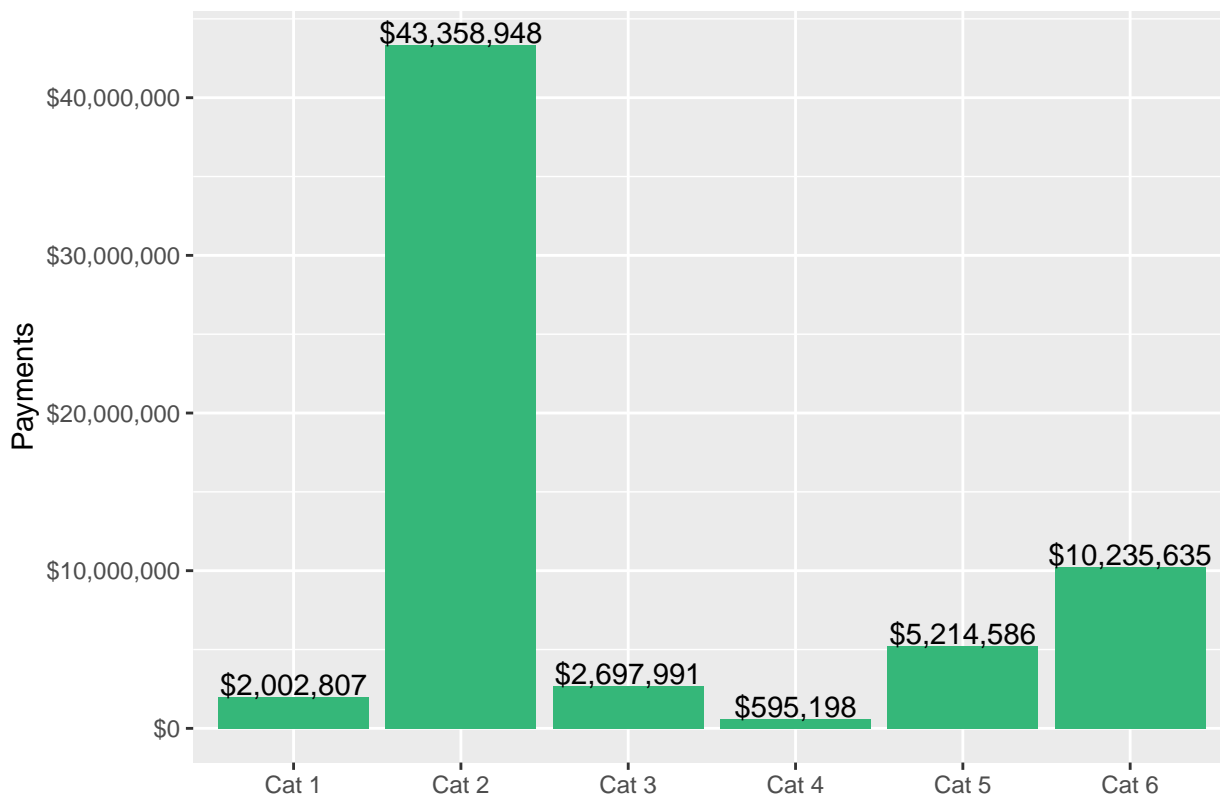
Scholarship Funds Disbursed Statewide by Funding Category

The basis of the amount of each scholarship is the primary disability identified on the student's ETR. The scholarship is the lesser of the fee/tuition charged for the child by the special education program up to the maximum amount awarded based on the child's special education category. Maximum scholarship amounts for FY 2019 range from \$7,598 to \$27,000 per school year as shown below. In total, **\$64,105,165** was disbursed throughout FY 2019.

Special education categories and award amounts (FY 2019)

Category	Primary Disability	Award Amount
1	Speech and Language Impairment	\$7,598
2	Specific Learning Disability, Intellectual Disability or OHI-minor	\$10,025
3	Hearing Impaired or Emotional Disturbance	\$15,642
4	Vision Impaired or OHI-major	\$18,861
5	Orthopedic Impairment or Multi-handicapped	\$23,410
6	Autism, Traumatic Brain Injury, or Hearing and Vision Impaired	\$27,000

Jon Peterson scholarship payments by funding category



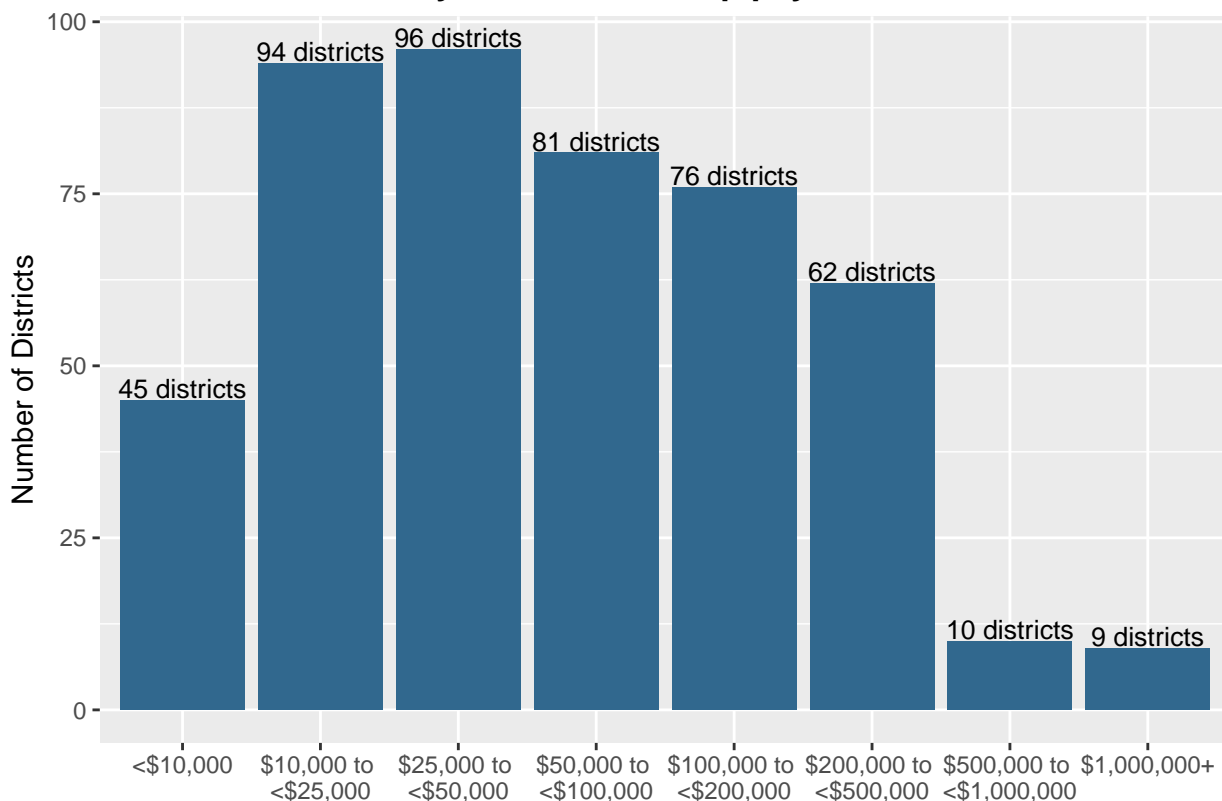
Scholarship Funds Disbursed Statewide by District

Scholarship payments are deducted from the district in which the student is entitled to attend, known as the district of residence. The top five districts by scholarship fund deductions, as well as the number of districts by total scholarship payments, are listed below.

Top 5 Jon Peterson scholarship deductions (FY 2019)

IRN	District	Total Payment/Deduction
043752	Cincinnati Public Schools	\$3,636,763.99
043786	Cleveland Municipal	\$2,652,159.11
043794	Cleveland Heights-University Heights City	\$2,317,470.29
043802	Columbus City School District	\$2,096,810.22
045161	Youngstown City	\$1,307,473.31

Number of districts by total scholarship payments



Scholarship Recipients by Provider

Parents of eligible students must register with a participating Jon Peterson Scholarship provider. Students may have multiple providers. Providers include public schools, nonpublic schools, independent businesses or self-employed individuals.

The counties with the largest number of providers are listed below.

Top 5 counties by number of providers of service (FY 2019)

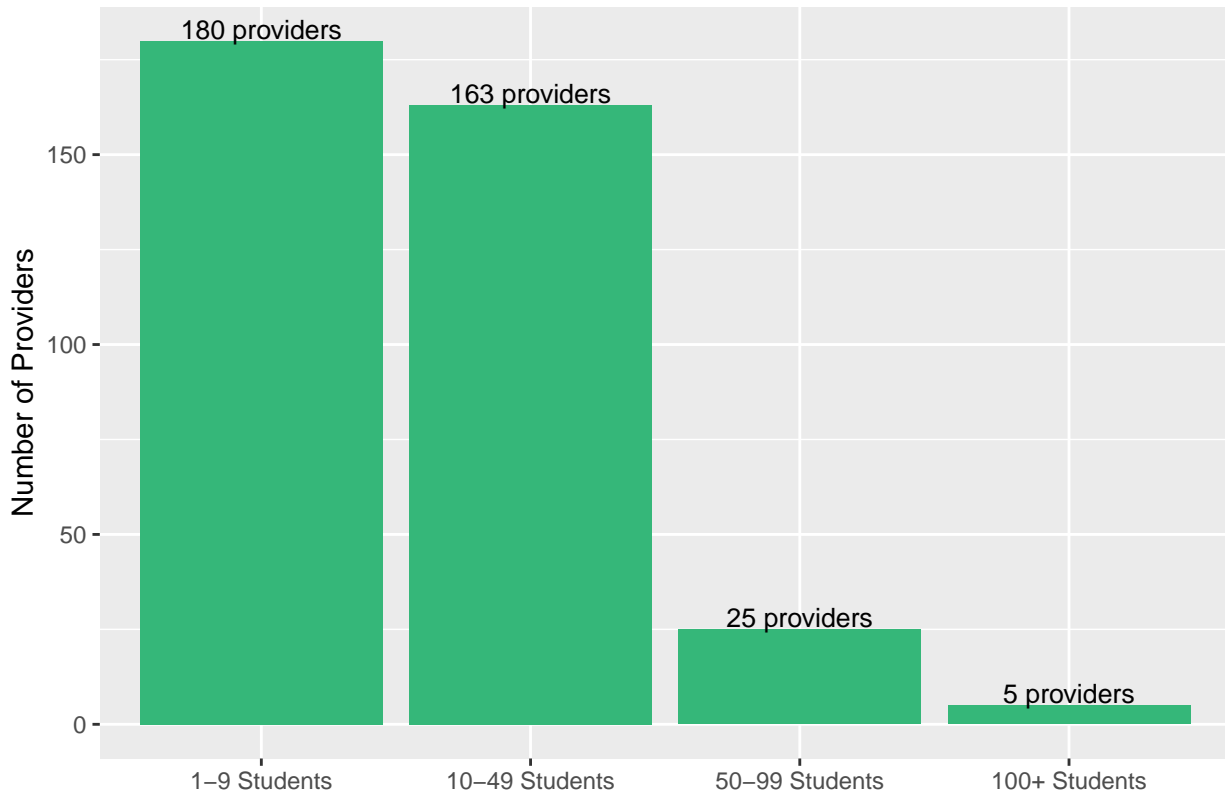
	County	Number of Providers
1	Cuyahoga	53
2	Hamilton	45
3	Franklin	39
4	Summit	20
5	Lucas	16

In FY 2019, there were 373 providers who were approved to participate in the Jon Peterson Scholarship Program and served students. The five providers with the highest number of participants are listed below. See the appendix for a complete list of the number of participating scholarship students by provider.

Top 5 providers by number of scholarship students (FY 2019)

	IRN	Provider	Number of Students
1	088070	Marburn Academy	229
2	012871	PSI Associates/Affiliates	196
3	009270	Lawrence School-Upper School Campus	178
4	067603	Springer School & Center	153
5	013050	A+ Solutions	139

Number of providers by number of scholarship students



Federal Aid by Resident District

Federal funding is allocated to districts through the Comprehensive Continuous Improvement Plan (CCIP) application system. Federal aid allocations are not specific to Jon Peterson students since allocations are not based on a per-pupil calculation. The data below represent the total allocation amounts for the top five districts received through IDEA Part B Special Education funding and are the amounts originally allocated to districts. For a complete list of districts and the amount of federal aid received, see the appendix.

Top 5 federal aid amounts received by districts (FY 2019)

	IRN	District	Federal Aid Amount
1	043802	Columbus City School District	\$13,640,809
2	043786	Cleveland Municipal	\$12,396,070
3	043752	Cincinnati Public Schools	\$10,567,375
4	044909	Toledo City	\$6,666,381
5	043489	Akron City	\$5,963,643

Note: Data are not filtered to include only Jon Peterson participants.

State Funding per Jon Peterson Scholarship Participants

State funding generated through the foundation formula by students who participate in the Jon Peterson Scholarship Program in FY 2019. State funding totals include the following:

- Opportunity Grant
- K-3 Literacy Funding
- Special Education Additional Funding
- Gifted Education Funding
- Capacity Aid
- Guarantee Funding
- Cap Offset

The five districts which received the highest amount of state aid are in the table below. For a complete list of districts and the amount of state aid received, see the appendix.

Top 5 state aid amounts received by districts (FY 2019)

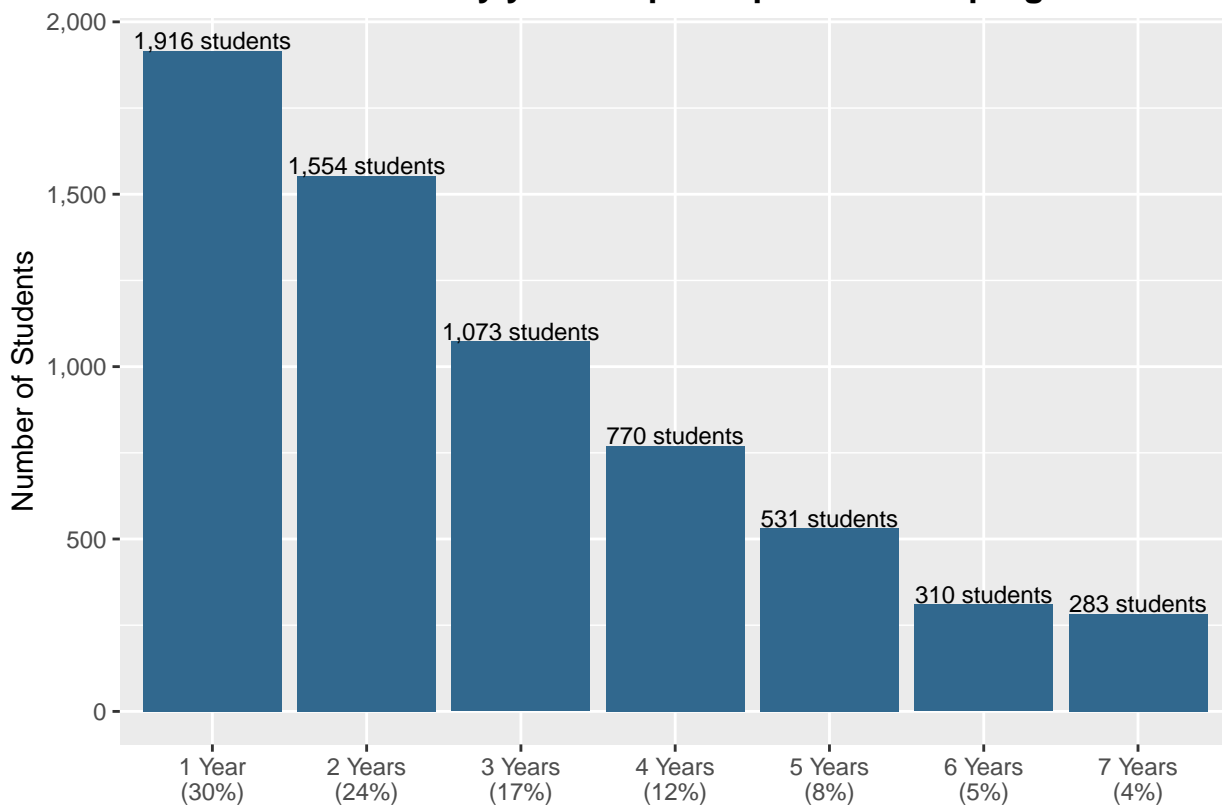
	IRN	District	State Aid Amount
1	043786	Cleveland Municipal	\$2,569,679
2	043752	Cincinnati City SD	\$1,844,286
3	045161	Youngstown City SD	\$1,226,196
4	043802	Columbus City SD	\$1,215,153
5	044909	Toledo City SD	\$1,146,430

Number of Years Enrolled in the Scholarship Program

The program has been in operation for 7 full-year and 5 half-year program periods from the time of inception in 2013. Beginning in FY 2018, the scholarship program only offered full-year participation. Years of participation are rounded to the nearest year in the following analyses.

The following figure shows that 70% of scholarship students in 2019 were returning participants. For district-level information on the number of students by years in the program, see the appendix.

Number of students by years of participation in the program



Data in the table below shows the number of students by years of participation and grade level. The highest participation is among students in their 1st year in 9th Grade with a total of 273 students for FY 2019.

Number of students by years of participation and disability (FY 2019)

Grade	1 Year	2 Years	3 Years	4 Years	5 Years	6 Years	7 Years
KG	188	<10	<10	<10	<10	<10	<10
01	143	147	<10	<10	<10	<10	<10
02	166	96	83	<10	<10	<10	<10
03	185	134	71	68	10	<10	<10
04	179	150	84	41	49	<10	<10
05	191	158	119	79	46	32	<10
06	150	150	130	75	53	36	21
07	153	154	102	83	88	32	32
08	115	142	113	90	79	55	39
09	273	65	70	57	51	34	34
10	104	238	61	84	64	41	43
11	46	72	166	36	46	42	45
12	22	41	57	149	40	29	65
23	<10	<10	10	<10	<10	<10	<10

When examined by disability type and years of participation, students with specific learning disabilities in their 1st year of the program comprise the largest group of students (846). For all combinations of disability and years of participation, see the table below.

Number of students by years of participation and disability (FY 2019)

Disability	1 Year	2 Years	3 Years	4 Years	5 Years	6 Years	7 Years
Autism	118	84	76	58	36	23	15
Cognitive Disabilities	53	42	34	29	<10	12	13
Deaf-Blindness	<10	<10	<10	<10	<10	<10	<10
Deafness (Hearing Impairments)	14	15	15	<10	<10	<10	<10
Emotional Disturbance (SBH)	55	52	22	16	<10	<10	<10
Multiple Disabilities (other than Deaf-Blind)	47	47	34	36	32	15	14
Orthopedic Impairments	<10	<10	<10	<10	<10	<10	<10
Other Health Impaired (Major)	<10	<10	<10	<10	<10	<10	<10
Other Health Impaired (Minor)	525	382	304	191	138	84	71
Specific Learning Disabilities	846	775	498	373	269	147	136
Speech and Language Impairments	221	121	65	36	18	14	11
Traumatic Brain Injury (TBI)	17	18	13	12	<10	<10	<10
Visual Impairments	<10	<10	<10	<10	<10	<10	<10

Appendix

Appendix A: Names and Addresses of FY 2019 JPSN Providers

County	Provider	Address
Allen	Lima Central Catholic	720 S Cable Rd, Lima, OH, 45805
Allen	St Charles	2175 W Elm St, Lima, OH, 45805
Allen	St Gerard	1311 N Main St, Lima, OH, 45801
Allen	St John Elementary and High School	515 E 2nd St, Delphos, OH, 45833
Allen	Sylvan Learning Center - Allen County	2357 Elida Road, Lima, OH, 45805
Allen	Temple Christian School	982 Brower Rd, Lima, OH, 45801
Allen	The Center for Autism and Dyslexia	2280 Baton Rouge, Lima, OH, 45805
Ashtabula	Saint John School	7911 Depot Rd, Ashtabula, OH, 44004
Athens	Haugland Learning Center - Athens	5196 Washington Rd, Albany, OH, 45710
Belmont	St John	3625 Guernsey St, Bellaire, OH, 43906
Belmont	St John Central	3625 Guernsey St, Bellaire, OH, 43906
Belmont	St Mary Central	24 N 4th St, Martins Ferry, OH, 43935
Brown	St Michael Consolidated	300 Market St, Ripley, OH, 45167
Butler	Applied Behavioral Services West Chester	7413 Squire Ct, West Chester, OH, 45069
Butler	Cincinnati Christian Schools	7350 Dixie Hwy, Fairfield, OH, 45014
Butler	Cincinnati Therapy Connections LLC	7091 Tarragon Ct., Liberty TWP, OH, 45011
Butler	Langsford Learning Acceleration Centers - West Chester	7616 Cox Lane, Cincinnati, OH, 45069
Butler	Nichols Partners	8970 Mimosa Lane, West Chester, OH, 45069
Butler	St Joseph	925 S 2nd St, Hamilton, OH, 45011
Butler	Stephen T Badin	571 New London Rd, Hamilton, OH, 45013
Clark	Emmanuel Christian Academy	2177 Emmanuel Way, Springfield, OH, 45502
Clark	Nightingale Montessori Inc	1106 E High St, Springfield, OH, 45505
Clark	Risen Christ Lutheran School	41 E Possum Rd, Springfield, OH, 45502
Clark	Springfield Tutoring Academy	2200 E. Main Street Suite B, Springfield, OH, 45503
Clermont	Blue Pony Education, LLC	4894 Beechwood Rd., Cincinnati, OH, 45244
Clermont	Bross Center for Learning and Achievement	4435 Aicholtz Rd suite 100, Cincinnati, OH, 45245
Clermont	Kid Power Therapy Services, Inc.	5989 Meijer Drive, Suite #4, Milford, OH, 45150
Clermont	Ohio Valley Voices	6642 Branch Hill Guinea Pike, Loveland, OH, 45140
Clermont	St Louis	250 N Broadway St, Owensville, OH, 45160
Clermont	St Veronica	4475 Mount Carmel Tobasco Rd, Cincinnati, OH, 45244
Columbiana	Heartland Christian School	28 Pittsburgh St, Columbiana, OH, 44408
Coshocton	Acacia Center, Inc	1100 Fairy Falls Dr. Unit 10, Coshocton, OH, 43812
Crawford	St Bernard	320 W Mansfield St, New Washington, OH, 44854
Crawford	St Joseph	138 N Liberty St, Galion, OH, 44833
Crawford	St Joseph	333 N Thoman St, Crestline, OH, 44827
Cuyahoga	A+ Solutions	3659 Green Road Suite 112, Beachwood, OH, 44122
Cuyahoga	ABA Outreach Services	6537 Brecksville Rd, Independence, OH, 44131
Cuyahoga	Above All Therapy	5425 Warner Road, Suite 3A, Valley View , OH, 44125
Cuyahoga	Academy of St Adalbert	56 Adelbert St, Berea, OH, 44017

(continued)

County	Provider	Address
Cuyahoga	Achievement Advantage Assessment and Services, LLC	5420 Mayfield Rd Ste 105, Lyndhurst, OH, 44124
Cuyahoga	Advanced Therapy Solutions LLC	14077 Cedar Rd, Ste LL6 A&C, South Euclid, OH, 44121
Cuyahoga	Barbara Wolansky, COMS	21349 Seabury Ave, Fairview Park, OH, 44126
Cuyahoga	Beaumont School	3301 N Park Blvd, Cleveland Heights, OH, 44118
Cuyahoga	Benedictine	2900 Martin Luther King Jr Dr, Cleveland, OH, 44104
Cuyahoga	Beyond Words: Music and Dance Center	6058 Royalton Rd, North Royalton, OH, 44133
Cuyahoga	Carl U. Weitman, Ph.D., Inc.	25221 Miles Road, Suite F, Warrensville Heights, OH, 44128
Cuyahoga	Cleveland Central Catholic	6550 Baxter Ave, Cleveland, OH, 44105
Cuyahoga	Cleveland Clinic Children's Hospital for Rehabilitation	2801 Martin Luther King Jr Dr, Cleveland, OH, 44104
Cuyahoga	Cleveland Hearing & Speech Center	11635 Euclid Avenue, Cleveland, OH, 44106
Cuyahoga	Cleveland Sight Center	1909 E 101st St, Cleveland, OH, 44106
Cuyahoga	Climbing Ladders Speech-Language Therapy	20330 Colleen Ct, Strongsville, OH, 44149
Cuyahoga	F.I.T. (Friendship In Team)	19910 Malvern Rd, Shaker Heights, OH, 44122
Cuyahoga	Fuchs Mizrahi Of Cleveland	26600 Shaker Blvd, Beachwood, OH, 44122
Cuyahoga	Hanna Perkins	19910 Malvern Rd, Shaker Heights, OH, 44122
Cuyahoga	Hebrew Academy Of Cleveland	1860 S Taylor Rd, Cleveland Heights, OH, 44118
Cuyahoga	Insight Learning and Wellness Center, llc	25901 Emery Road, Suit 112, Cleveland, OH, 44128
Cuyahoga	Jay Berk PhD / Perspectives Academy	23293 Commerce Park, Beachwood, OH, 44122
Cuyahoga	Julie Billiard	4982 Clubside Rd, Lyndhurst, OH, 44124
Cuyahoga	Lawrence School	1551 E Wallings Rd, Broadview Heights, OH, 44147
Cuyahoga	Magnificat	20770 Hilliard Blvd, Rocky River, OH, 44116
Cuyahoga	Nicole Gerami, LLC	23825 Commerce Park Ste B, Beachwood, OH, 44122
Cuyahoga	North Coast Tutoring Services	31300 Solon Rd Ste 1, Solon, OH, 44139
Cuyahoga	Padua Franciscan	6740 State Rd, Parma, OH, 44134
Cuyahoga	Ratner School, The	27575 Shaker Blvd, Pepper Pike, OH, 44124
Cuyahoga	Reaching New Heights, LLC	3505 E Royalton Rd Ste 221, Broadview Heights, OH, 44147
Cuyahoga	Rising Star Learning Center	140 Richmond Rd, Euclid, OH, 44143
Cuyahoga	Saint Bridget of Kildare School	5620 Hauserman Rd, Parma, OH, 44130
Cuyahoga	SEGULA	2030 S. Taylor Rd., Cleveland Heights, OH, 44118
Cuyahoga	South Suburban Montessori	4450 Oakes Rd Bldg 6, Brecksville, OH, 44141
Cuyahoga	St Adalbert	2345 E 83rd St, Cleveland, OH, 44104
Cuyahoga	St Albert The Great	6667 Wallings Rd, North Royalton, OH, 44133
Cuyahoga	St Charles Borromeo	7107 Wilber Ave, Parma, OH, 44129
Cuyahoga	St Columbkille	6740 Broadview Rd, Parma, OH, 44134
Cuyahoga	St Dominic	3455 Norwood Rd, Shaker Heights, OH, 44122
Cuyahoga	St Edward	13500 Detroit Ave, Lakewood, OH, 44107
Cuyahoga	St Ignatius	10205 Lorain Ave, Cleveland, OH, 44111
Cuyahoga	St Mary Of The Falls	8262 Columbia Rd, Olmsted Falls, OH, 44138
Cuyahoga	St Rocco	3205 Fulton Rd, Cleveland, OH, 44109

(continued)

County	Provider	Address
Cuyahoga	Stefanie Peck, M.A. CCC-SLP	30325 Bainbridge Rd Ste 5A, Solon, OH, 44139
Cuyahoga	The Center for Lifeskills	30325 Bainbridge Rd Ste 5A, Solon, OH, 44139
Cuyahoga	The Galvin Therapy Center/Barrie G. Galvin, OTR/L & Associat	25221 Miles Road Ste F, Warrensville Heights, OH, 44128
Cuyahoga	The Music Settlement	11125 Magnolia Drive, Cleveland, OH, 44106
Cuyahoga	Therapy and Wellness Connection	10245 Brecksville Rd, Brecksville, OH, 44141
Cuyahoga	Tree of Knowledge Learning Academy	1855 S Taylor Rd, Cleveland Heights, OH, 44118
Cuyahoga	United Cerebral Palsy Association of Greater Cleveland, inc.	10011 Euclid Avenue, Cleveland, OH, 44106
Cuyahoga	Urban Community	4909 Lorain Ave, Cleveland, OH, 44102
Cuyahoga	Villa Angela-St Joseph	18491 Lake Shore Blvd, Cleveland, OH, 44119
Cuyahoga	Vision Development Team	10139 Royalton Rd Ste D, North Royalton, OH, 44133
Darke	Decolores Montessori School	312 Central Ave, Greenville, OH, 45331
Defiance	Holy Cross Catholic School of Defiance	1745 S Clinton St, Defiance, OH, 43512
Defiance	St John Lutheran	655 Wayne Ave, Defiance, OH, 43512
Defiance	Sylvan Learning Center - Defiance County	1018 Ralston Avenue, Ste. 110, Defiance, OH, 43512
Delaware	Delaware Christian	45 Belle Ave, Delaware, OH, 43015
Delaware	Genoa Christian Academy	7562 Lewis Center Rd, Westerville, OH, 43082
Delaware	Pediatric Therapy Partners, LLC	640 Enterprise Drive, Suite C, Lewis Center, OH, 43035
Delaware	Polaris Christian Academy	2150 E Powell Rd, Lewis Center, OH, 43035
Delaware	Sarah J. Howell, Board Certified Music Therapist	438 Cliff View Dr, Galena, OH, 43021
Delaware	Specialized Speech Technologies, Inc.	8740 Orion Pl Ste 110, Columbus, OH, 43240
Delaware	St Mary	66 E William St, Delaware, OH, 43015
Delaware	Sylvan Learning Center - Lewis Center	225 Green Meadows Dr South Ste C, Lewis Center, OH, 43035
Erie	Haugland Learning Center - Sandusky	514 Jackson St, Sandusky, OH, 44870
Erie	Sandusky Central Catholic School	410 W Jefferson St, Sandusky, OH, 44870
Erie	St Mary	5450 E Ohio St, Vermilion, OH, 44089
Fairfield	Navigating Autism	1818 1/2 Basil Western Rd, Baltimore, OH, 43105
Fairfield	Patricia L. Closson	110 N. Walnut St., Baltimore, OH, 43105
Fairfield	St Bernadette	1325 Wheeling Rd NE, Lancaster, OH, 43130
Fairfield	St Mary	309 E Chestnut St, Lancaster, OH, 43130
Fairfield	The Learning Spectrum Canal Winchester	122 Washington St Suite 401, Canal Winchester, OH, 43110
Fairfield	Wm V Fisher Catholic	1803 Granville Pike, Lancaster, OH, 43130
Franklin	Acacia Center, Inc	1445 Worthington Woods, Worthington, OH, 43085
Franklin	ADHD CoachConnect LLC	1555 Bethel Rd, Columbus, OH, 43220
Franklin	Bishop Watterson	99 E Cooke Rd, Columbus, OH, 43214
Franklin	Bridgeway Academy Secondary School	2155 Fenton St, Columbus, OH, 43224
Franklin	Capital Therapy Services	69 W Waterloo St, Canal Winchester, OH, 43110
Franklin	Catapult Learning	6192 Sledge Lane, Hilliard, OH, 43026
Franklin	Central College Christian Academy	975 S Sunbury Rd, Westerville, OH, 43081
Franklin	Columbus Area Speech Therapy	3693 Hilliard Station Rd., HILLIARD, OH, 43026
Franklin	Columbus Therapy Associates, LLC	1335 Dublin Rd Ste 200B, Columbus, OH, 43215

(continued)

County	Provider	Address
Franklin	Columbus Torah Academy	181 Noe Bixby Rd, Columbus, OH, 43213
Franklin	Columbus Tutoring Services, LLC	2700 E Main St Ste 211, Columbus, OH, 43209
Franklin	Cool Kids Therapy Services, LLC	1156 Parkway Dr, Columbus, OH, 43212
Franklin	Flourish Integrated Therapy, LLC	30 Northwoods Blvd, Columbus, OH, 43235
Franklin	Harvest Preparatory School	4595 Gender Rd, Canal Winchester, OH, 43110
Franklin	Haugland Learning Center-Dublin	7690 New Market Center Way, Columbus, OH, 43235
Franklin	Haugland Learning Center LLC	2540 Billingsley Rd, Columbus, OH, 43235
Franklin	Highland Community Learning Center	5120 Godown Rd, Columbus, OH, 43220
Franklin	Hopeless to Hopeful Advocacy, LLC	136 Northwoods Blvd, Columbus, Ohio, OH, 43235
Franklin	Immaculate Conception	366 E North Broadway St, Columbus, OH, 43214
Franklin	Jami Olsen	563 Cherrington Rd, Westerville, OH, 43081
Franklin	Jennifer Rigney-Carroll	2448 Kensington Drive, Upper Arlington , OH, 43221
Franklin	Laura Faye Clubok	215 S. Stanwood Road, Bexley, OH, 43209
Franklin	Learning Spectrum, LTD	125 Dillmont Drive, Columbus, OH, 43235
Franklin	LearningRx	6465 Reflections Drive, Suite 240, Dublin, OH, 43017
Franklin	Lianne Russell	3403 Brook Spring Dr., Grove City, OH, 43123
Franklin	Marburn Academy	9555 Johnstown Rd, New Albany, OH, 43054
Franklin	New Spring Special Education Services, LLC	30 Northwoods Blvd Suite 100, Columbus, OH, 43235
Franklin	Northrup and Associates	6422 E. Main Street, Reynoldsburg, OH, 43068
Franklin	Oakstone Academy Middle/High School	939 S State St, Westerville, OH, 43081
Franklin	Our Lady Of Perpetual Help	3752 Broadway, Grove City, OH, 43123
Franklin	St Andrew	4081 Reed Rd, Columbus, OH, 43220
Franklin	St Brendan	4475 Dublin Rd, Hilliard, OH, 43026
Franklin	St Brigid Of Kildare	7175 Avery Rd, Dublin, OH, 43017
Franklin	St Catharine	2865 Fair Ave, Columbus, OH, 43209
Franklin	St Francis De Sales	4212 Karl Rd, Columbus, OH, 43224
Franklin	St Matthew	795 Havens Corners Rd, Gahanna, OH, 43230
Franklin	St Pius X	1061 Waggoner Rd, Reynoldsburg, OH, 43068
Franklin	Sylvan Learning Center - Columbus	5721 North Hamilton Road, Columbus, OH, 43230
Franklin	The Fleming Learning Center, LLC	3291 Blodwen Circle, Grove City, OH, 43123
Fulton	Amy Boyers	725 Wood Street, Wauseon, OH, 43567
Fulton	Holy Trinity, Assumption	2639 Us Highway 20, Swanton, OH, 43558
Fulton	New Horizons Academy at Sara's Garden	220 Lawrence Ave, Wauseon, OH, 43567
Fulton	Sara's Garden	620 W Leggett St, Wauseon, OH, 43567
Geauga	Colleen C. Hunter, Speech Language Pathologist	17158 Woodmere Dr, Chagrin Falls, OH, 44023
Geauga	Home Tutoring Solutions	539 East Washington Street, Chagrin Falls, OH, 44022
Geauga	Notre Dame-Cathedral Latin	13000 Auburn Rd, Chardon, OH, 44024
Geauga	Notre Dame School	13000 Auburn Rd, Chardon, OH, 44024
Geauga	Western Reserve Speech and Language Partners-Geauga, LLC	100 7th Ave Ste 255, Chardon, OH, 44024
Greene	Building Blocks to a Brighter Future, LLC	1040 Constitution Dr, Xenia, OH, 45385
Greene	Legacy Christian Academy	1101 John Wesley Ave, Xenia, OH, 45385
Greene	Miami Valley Tutoring Services, Ltd.	919 S Central Ave, Fairborn, OH, 45324
Hamilton	Academic Tutoring, LLC	9200 Montgomery Rd Bldg E, Cincinnati, OH, 45242

(continued)

County	Provider	Address
Hamilton	Applied Behavioral Services	4850 Madison Rd, Cincinnati, OH, 45227
Hamilton	Brain Balance Achievement Center	12084 Montgomery Rd, Cincinnati, OH, 45249
Hamilton	Central Montessori Academy	1904 Springdale Rd, Cincinnati, OH, 45231
Hamilton	Cincinnati Center for Improved Communication, Inc.	4440 Carver Woods Dr Ste 100, Blue Ash, OH, 45242
Hamilton	Cincinnati Center for Improved Communication, Inc.	3814 West Street, Suite 321, Cincinnati, OH, 45227
Hamilton	Cincinnati Hebrew Day Chofetz	2222 Losantiville Ave, Cincinnati, OH, 45237
Hamilton	Connections Academics	7300 Willowbrook Ln, Cincinnati, OH, 45237
Hamilton	Corryville Catholic	108 Calhoun St, Cincinnati, OH, 45219
Hamilton	Immaculate Heart Of Mary	7800 Beechmont Ave, Cincinnati, OH, 45255
Hamilton	John Paul II Catholic School	9375 Winton Rd, Cincinnati, OH, 45231
Hamilton	Langsford Learning Acceleration Centers - Blue Ash	9402 Towne Square Avenue, Suite B, Cincinnati, OH, 45242
Hamilton	Lasalle	3091 N Bend Rd, Cincinnati, OH, 45239
Hamilton	Linden Grove School	4122 Myrtle Ave, Cincinnati, OH, 45236
Hamilton	McNicholas	6536 Beechmont Ave, Cincinnati, OH, 45230
Hamilton	Mercy McAuley High School	6000 Oakwood Ave, Cincinnati, OH, 45224
Hamilton	Mercy Montessori Center	2335 Grandview Ave, Cincinnati, OH, 45206
Hamilton	Moeller	9001 Montgomery Rd, Cincinnati, OH, 45242
Hamilton	Music Therapy Services	5204 Beechmont Ave, Cincinnati, OH, 45230
Hamilton	Our Lady Of Victory	808 Neeb Rd, Cincinnati, OH, 45233
Hamilton	Powers Educational Services	3443 Edwards Road, Cincinnati, OH, 45208
Hamilton	Purcell-Marian	2935 Hackberry St, Cincinnati, OH, 45206
Hamilton	Roger Bacon	4320 Vine St, Cincinnati, OH, 45217
Hamilton	Ruth J. Ellis - Favor Your Child Educational Services	4598 Randall Drive, Liberty Township, OH, 45011
Hamilton	S.M.I.L.E.S. Integrative Therapy Services, LLC	1120 Cottonwood Dr Ste 4, Loveland, OH, 45140
Hamilton	Seton	3901 Glenway Ave, Cincinnati, OH, 45205
Hamilton	Skyward Academy	9994 Zig Zag Road, Montgomery, OH, 45242
Hamilton	Springer School & Center	2121 Madison Rd, Cincinnati, OH, 45208
Hamilton	St Cecilia	4115 Taylor Ave, Cincinnati, OH, 45209
Hamilton	St Clement	4534 Vine St, Cincinnati, OH, 45217
Hamilton	St Francis Seraph	14 E Liberty St, Cincinnati, OH, 45202
Hamilton	St Gertrude	6543 Miami Ave., Cincinnati, OH, 45243
Hamilton	St Ignatius Loyola	5222 N Bend Rd, Cincinnati, OH, 45247
Hamilton	St James	6111 Cheviot Rd, Cincinnati, OH, 45247
Hamilton	St John The Baptist	508 Park Ave, Harrison, OH, 45030
Hamilton	St Lawrence	1020 Carson Ave, Cincinnati, OH, 45205
Hamilton	St Michael	11136 Oak St, Sharonville, OH, 45241
Hamilton	St Nicholas Academy	170 Siebenthaler Ave, Reading, OH, 45215
Hamilton	St Rita School for the Deaf	1720 Glendale Milford Rd, Cincinnati, OH, 45215
Hamilton	St Ursula Academy	1339 E Mcmillan St, Cincinnati, OH, 45206
Hamilton	St Vincent Ferrer	7754 Montgomery Rd, Cincinnati, OH, 45236

(continued)

County	Provider	Address
Hamilton	St William	4125 Saint William Ave, Cincinnati, OH, 45205
Hamilton	St Xavier	600 North Bend Rd, Cincinnati, OH, 45224
Hamilton	The Childrens Home of Cincinnati	5050 Madison Rd, Cincinnati, OH, 45227
Hamilton	The Good Shepherd Catholic Montessori	4460 Berwick St, Cincinnati, OH, 45227
Hancock	Ms. Donna's Adaptive Learning Center	317 W Lima Street, Findlay, OH, 45840
Hancock	St Wendelin Catholic School	533 N Countyline St, Fostoria, OH, 44830
Hancock	Sylvan Learning Center - Hancock County	1781 Tiffin Ave, Findlay, OH, 45840
Hancock	The Center for Autism and Dyslexia Findlay	7430 Timberstone Dr, Findlay, OH, 45840
Hocking	St John	321 N Market St, Logan, OH, 43138
Huron	Celeryville Christian	4200 Broadway Rd, Willard, OH, 44890
Huron	Immaculate Conception	304 E Main St, Bellevue, OH, 44811
Huron	Norwalk Catholic School	93 E Main St, Norwalk, OH, 44857
Huron	St Francis Xavier	25 W Perry St, Willard, OH, 44890
Jackson	Christian Life Academy	10595 Chillicothe Pike, Jackson, OH, 45640
Jackson	Sts Peter And Paul	229 S New York Ave, Wellston, OH, 45692
Jefferson	Bishop John King Mussio Central Elementary - Rosemont Campus	100 Etta Ave, Steubenville, OH, 43952
Jefferson	Bishop John King Mussio Central Junior High School	320 Westview Ave Ste 2, Steubenville, OH, 43952
Jefferson	Catholic Central	320 Westview Ave, Steubenville, OH, 43952
Jefferson	Jefferson County Christian	125 Fernwood Rd, Wintersville, OH, 43953
Lake	Education Alternative-Willoughby	2882 Cricket Ln, Wickliffe, OH, 44092
Lake	Huntington Learning Center	8000-H Plaza Blvd., Mentor, OH, 44060
Lake	Integrations Treatment Center, Inc.	28700 Euclid Avenue, #120, Wickliffe, OH, 44092
Lake	Mater Dei Academy	29840 Euclid Ave, Wickliffe, OH, 44092
Lake	Tri-County Intervention and Tutoring Services, LLC	9223 Amber Wood Dr., Kirtland, OH, 44094
Licking	A Perfect Fit	150 Boner St, Newark, OH, 43055
Licking	Acacia Center	130 N Prospect St Ste A & B, Granville, OH, 43023
Licking	Blue Horizon Consulting, LLC	44 Whipkey Drive, Granville, OH, 43023
Licking	Jon R. Lindsey	394 South High Street, Pataskala, OH, 43062
Licking	My Place To Be	1621 N 21st St, Newark, OH, 43055
Licking	The Learning Spectrum Johnstown	3060 Johnstown Utica Rd, Johnstown, OH, 43031
Licking	The Nest	50 S 2nd St, Newark, OH, 43055
Licking	Welsh Hills School	2610 Newark Granville Rd, Granville, OH, 43023
Lorain	Elyria Catholic	725 Gulf Rd, Elyria, OH, 44035
Lorain	Spectrum Resource Center and School	300 Broadway, Lorain, OH, 44052
Lorain	St Jude	594 Poplar St, Elyria, OH, 44035
Lorain	The Galvin Therapy Center - Avon	37701 Colorado Ave, Avon, OH, 44011
Lucas	Blessed Sacrament	4255 Bellevue Rd, Toledo, OH, 43613
Lucas	Cardinal Stritch Catholic High School & Academy	3225 Pickle Rd, Oregon, OH, 43616
Lucas	Emmanuel Christian School	4607 W Laskey Rd, Toledo, OH, 43623
Lucas	Huntington Learning Center	6638 Centers Drive, Holland, OH, 43528
Lucas	Notre Dame Academy	3535 W Sylvania Ave, Toledo, OH, 43623

(continued)

County	Provider	Address
Lucas	Our Lady Of Perpetual Help	2255 Central Grv, Toledo, OH, 43614
Lucas	Regina Coeli	600 Regina Pkwy, Toledo, OH, 43612
Lucas	Sensational Kids Daycare & Learning Center, LLC	6060 Merger Drive, Holland, OH, 43528
Lucas	St Francis De Sales School	2323 W Bancroft St, Toledo, OH, 43607
Lucas	St Joan Of Arc	5950 Heatherdowns Blvd, Toledo, OH, 43614
Lucas	St John's Jesuit	5901 Airport Hwy, Toledo, OH, 43615
Lucas	St Joseph	112 W Broadway St, Maumee, OH, 43537
Lucas	St Ursula Academy	4025 Indian Rd, Toledo, OH, 43606
Lucas	Sylvan Learning Center - Lucas County	1566 Spring Meadows Dr, Holland, OH, 43528
Lucas	Toledo Christian	2303 Brookford Dr, Toledo, OH, 43614
Lucas	Toledo Islamic Academy	5225 Alexis Rd, Sylvania, OH, 43560
Mahoning	ACL D Learning Center	118 E. Wood St., Youngstown, OH, 44503
Mahoning	ACL D School	118 E Wood St, Youngstown, OH, 44503
Mahoning	Akiva Academy	505 Gypsy Ln, Youngstown, OH, 44504
Mahoning	Cardinal Mooney	2545 Erie St, Youngstown, OH, 44507
Mahoning	Holy Family	2731 Center Rd, Poland, OH, 44514
Mahoning	Potential Development/Autism	2400 Market St, Youngstown, OH, 44507
Mahoning	Valley Christian School	4401 Southern Blvd, Youngstown, OH, 44512
Medina	Black River Local	257A County Road 40, Sullivan, OH, 44880
Medina	Fun 2 Be Me Developmental Therapy	3355 Medina Road, Medina, OH, 44256
Medina	FUNDamentals First	1136 King's Ridge Blvd, Wadsworth, OH, 44281
Medina	LLA THERAPY - MEDINA	750 E. Washington St Suite C-3, Medina, OH, 44256
Medina	Medina Christian Academy	3646 Medina Rd, Medina, OH, 44256
Medina	Sacred Heart Of Jesus	110 Humbolt Ave, Wadsworth, OH, 44281
Medina	Sensory Connection, LLC	1144 Substation Road, Brunswick Hills, OH, 44212
Medina	St Ambrose	923 Pearl Rd, Brunswick, OH, 44212
Medina	Therapy in Motion, LLC	1046 N Jefferson St, Medina, OH, 44256
Mercer	Immaculate Conception	200 W Wayne St, Celina, OH, 45822
Miami	Nicholas School	1306 Garbry Rd, Piqua, OH, 45356
Miami	Piqua Catholic Elementary	503 W North St, Piqua, OH, 45356
Miami	St Patrick	420 E Water St, Troy, OH, 45373
Miami	Troy Christian Elementary School	700 South Dorset Rd, Troy, OH, 45373
Miami	Troy Christian High School	700 S Dorset Rd, Troy, OH, 45373
Montgomery	Applied Behavioral Services Dayton	2570 Technical Dr, Miamisburg, OH, 45342
Montgomery	Ascension	2001 Woodman Dr, Kettering, OH, 45420
Montgomery	Bishop Leibold E And W Campus	6666 Springboro Pike, Dayton, OH, 45449
Montgomery	Carroll	4524 Linden Ave, Dayton, OH, 45432
Montgomery	Chaminade-Julienne	505 S Ludlow St, Dayton, OH, 45402
Montgomery	Gloria Dei Montessori	615 Shiloh Dr, Dayton, OH, 45415
Montgomery	Immaculate Conception	2268 S Smithville Rd, Dayton, OH, 45420
Montgomery	Melissa Sweeny	7177 Thundering Herd Pl, Dayton, OH, 45415
Montgomery	Our Lady Of Rosary	40 Notre Dame Ave, Dayton, OH, 45404
Morrow	Gilead Christian	220 S Main St, Mount Gilead, OH, 43338

(continued)

County	Provider	Address
Muskingum	Bishop Fenwick School	1030 E Main St, Zanesville, OH, 43701
Muskingum	Bishop Rosecrans	1040 E Main St, Zanesville, OH, 43701
Ottawa	Immaculate Conception	109 W 4th St, Port Clinton, OH, 43452
Ottawa	St Boniface	215 W Oak St, Oak Harbor, OH, 43449
Paulding	Divine Mercy School	120 Arturus St, Payne, OH, 45880
Perry	Footprints Center for Autism	4261 Manchester Ave, Perry, OH, 44081
Pickaway	Crossroads Christian Academy	5679 Tarlton Rd, Circleville, OH, 43113
Pickaway	New Hope Christian Academy	2264 Walnut Creek Pike, Circleville, OH, 43113
Pike	Miracle City Academy	204 Commercial Blvd, Piketon, OH, 45661
Portage	Education Alternative-Ravenna	310 Bennett Ave, Ravenna, OH, 44266
Portage	KidsLink Neurobehavioral Center	899 Frost Rd, Streetsboro, OH, 44241
Portage	Musical Fingers, LLC	9679 PECK ROAD, MANTUA, OH, 44255
Preble	Terri's Teaching and Tutoring	2602 Twin Creek Rd, West Alexandria, OH, 45381
Preble	Triangle Therapy Services, LLC	911 West Main Street, Eaton, OH, 45320
Putnam	St Mary	129 Saint Marys St, Leipsic, OH, 45856
Putnam	Sylvan Learning Center - Putnam County	124 Putnam Pkwy Ste A, Ottawa, OH, 45875
Richland	Christina M. Guisbert PT for Kids, LLC	462 Park Avenue West, Mansfield, OH, 44906
Richland	Discovery	855 Millsboro Rd, Mansfield, OH, 44903
Richland	Mansfield Christian School	500 Logan Rd, Mansfield, OH, 44907
Richland	Sacred Heart	5754 State Route 61 S, Shelby, OH, 44875
Richland	St Mary	26 West St, Shelby, OH, 44875
Richland	St Mary Catholic School	1630 Ashland Rd, Mansfield, OH, 44905
Richland	St Peter	63 S Mulberry St, Mansfield, OH, 44902
Richland	St Peter High School and Junior High School	104 W First St, Mansfield, OH, 44902
Ross	Bishop Flaget School	570 Parsons Ave, Chillicothe, OH, 45601
Ross	Ross County Christian Academy	2215 Egypt Pike, Chillicothe, OH, 45601
Sandusky	Bishop Hoffman Catholic, St Joseph Central Catholic HS	702 Croghan St, Fremont, OH, 43420
Scioto	Notre Dame	1401 Gallia St, Portsmouth, OH, 45662
Scioto	Notre Dame Jr/Sr	2220 Sunrise Ave, Portsmouth, OH, 45662
Scioto	Portsmouth Stem Academy	614 Third Street, Portsmouth, OH, 45662
Scioto	Tessa Bobst	1670 Careys Run Pond Creek Rd, West Portsmouth, OH, 45663
Seneca	Calvert Catholic Schools	152 Madison St, Tiffin, OH, 44883
Shelby	Christian Academy Schools	2151 W Russell Rd, Sidney, OH, 45365
Shelby	Holy Angels	120 E Water St, Sidney, OH, 45365
Shelby	Lehman High School	2400 Saint Marys Rd, Sidney, OH, 45365
Stark	Brain Balance Achievement Center - Canton	4207 Hills and Dales Rd NW, Canton, OH, 44708
Stark	Canton Montessori	125 15th St NW, Canton, OH, 44703
Stark	Education Connection Services of Northeast Ohio LLC	6390 Saint Augustine Dr NW, Canton, OH, 44718
Stark	Heritage Christian	2107 6th St SW, Canton, OH, 44706
Stark	Lake Center Christian School	12893 Kaufman Ave NW, Hartsville, OH, 44632
Stark	New Dimensions, Inc.	1815 37th Street, N.W., Canton, OH, 44709

(continued)

County	Provider	Address
Stark	St James	400 W Lisbon St, Waynesburg, OH, 44688
Stark	The Golden Key Center for Exceptional Children	1431 30th St NW, Canton, OH, 44709
Stark	The Golden Key Center for Exceptional Children	1431 30th Street Northwest, Canton, OH, 44709
Summit	Cornerstone Community	90 W Overdale Dr, Tallmadge, OH, 44278
Summit	Education Alternative-Cuyahoga Falls	1225 Orlen Ave, Cuyahoga, OH, 44221
Summit	Emmanuel Christian Academy	350 S Portage Path, Akron, OH, 44320
Summit	Immaculate Heart Of Mary	2859 Lillis Dr, Cuyahoga Falls, OH, 44223
Summit	Julie Billiard School of St Sebastian Parish	380 Mineola Ave, Akron, OH, 44320
Summit	Lawrence School-Upper School Campus	10036 Olde 8 Rd, Northfield, OH, 44067
Summit	LearningRx Akron/Bath dba Buie Cognitive Development	150 Springside Drive, Akron, OH, 44333
Summit	LLA Therapy - Akron	150 N. Miller Road, Bldg. 150A, Akron, OH, 44333
Summit	McKeon Education Group, Inc.	656 Continental Drive, Sagamore Hills, OH, 44067
Summit	Out of the Box Behavioral Solutions LLC	1011 Gorge Blvd, Akron, OH, 44310
Summit	Peak Potential Therapy	7689 Sagamore Hills Blvd, Northfield, OH, 44067
Summit	PSI Associates/Affiliates	2112 Case Parkway S, #10, Twinsburg, OH, 44087
Summit	S.U.P.E.R. Learning Center's Faith Christian Academy	1584 Wilson Avenue, Lakemore, OH, 44250
Summit	St Francis De Sales	4009 Manchester Rd, Akron, OH, 44319
Summit	St Hilary	645 Moorfield Rd, Fairlawn, OH, 44333
Summit	St Vincent De Paul	17 S Maple St, Akron, OH, 44303
Summit	St Vincent St Mary	15 N Maple St, Akron, OH, 44303
Summit	The Groovy Garfoose, LLC	105 Executive Pkwy Ste 100, Hudson, OH, 44236
Summit	Total Education Solutions	3428 W Market St, Fairlawn, OH, 44333
Summit	Wings of Change Therapy, Inc.	701 S Main St, Akron, OH, 44311
Trumbull	Aaris Therapy Group, Inc.	950 Youngstown Warren Rd Ste A, Niles, OH, 44446
Warren	Morgan Tutoring	25 Glass CT, Springboro, OH, 45066
Warren	Rita Cevasco & Associates	5055 Clovercrest Court, Mason, OH, 45040
Warren	Royalmont Academy	200 Northcrest Dr, Mason, OH, 45040
Warren	Schaefer Education Solutions	5180 Cedar Village Dr Ste A, Mason, OH, 45040
Warren	Skyward Learning Services	2033 Walnut St, Loveland, OH, 45140
Warren	St Margaret Of York	9495 Columbia Rd, Loveland, OH, 45140
Warren	The CinDay Academy	11 Sycamore Creek Dr, Springboro, OH, 45066
Warren	Understanding Speech	6861 Lexington Park Blvd., Mason, OH, 45040
Wayne	Bair Herman Enterprise, Inc., dba EJ Therapy Services	210 E Milltown Rd Ste A, Wooster, OH, 44691
Wayne	Kingsway Christian	11138 Old Lincoln Way E, Orrville, OH, 44667
Wayne	Northwestern Local	7571 N Elyria Rd, West Salem, OH, 44287
Wayne	Norwayne Local	350 S Main St, Creston, OH, 44217
Wayne	Wooster Christian	480 B Fry St., Wooster, OH, 44691
Williams	St Mary	314 S Locust St, Edgerton, OH, 43517
Williams	St Patrick	610 S Portland St, Bryan, OH, 43506
Wood	All Saints Catholic	630 Lime City Rd, Rossford, OH, 43460
Wood	Bowling Green Christian Acdmy	1165 Haskins Rd, Bowling Green, OH, 43402

(continued)

County	Provider	Address
Wood	Montessori School of Bowling Green	515 Sand Ridge Rd, Bowling Green, OH, 43402
Wood	St Aloysius	148 S Enterprise St, Bowling Green, OH, 43402
Wood	St Rose	217 E Front St, Perrysburg, OH, 43551
Wood	Sylvan Learning Center - Wood County	1039 Haskins Road, Ste. D, Bowling Green, OH, 43402
Wood	Wood County Hospital: Ready Program	950 W. Wooster St., Bowling Green, OH, 43402
Wyandot	Our Lady Of Consolation	401 Clay St, Carey, OH, 43316

Appendix B: Number of Scholarship Students by Resident District (FY 2019)

IRN	Public District of Residence	Students
043752	Cincinnati Public Schools	349
043786	Cleveland Municipal	284
043794	Cleveland Heights-University Heights City	226
043802	Columbus City School District	212
045161	Youngstown City	132
043489	Akron City	120
047373	Oak Hills Local	110
044909	Toledo City	106
044636	Parma City	103
047365	Northwest Local	102
043844	Dayton City	92
046110	Lakota Local	71
045047	Westerville City	71
047340	Forest Hills Local	69
046763	Olentangy Local	64
047019	Hilliard City	63
044297	Mansfield City	60
043554	Beachwood City	59
045104	Willoughby-Eastlake City	56
046961	Gahanna-Jefferson City	55
044792	South Euclid-Lyndhurst City	50
044800	South-Western City	44
044222	Lima City	43
044081	Winton Woods City	43
047381	Southwest Local	42
046359	West Clermont Local	42
043950	Euclid City	41
050443	Little Miami Local	41
044818	Springfield City School District	41
047027	Dublin City	39
044453	Newark City	39
045138	Worthington City	39
046102	Fairfield City	38
044669	Portsmouth City	37

(continued)

IRN	Public District of Residence	Students
043943	Elyria City Schools	36
044867	Sycamore Community City	36
045492	Mentor Exempted Village	35
045500	Milford Exempted Village	35
044263	Lorain City	34
044271	Loveland City	33
044370	Mayfield City	33
044750	Shaker Heights City	33
044891	Tiffin City	33
044784	Sidney City	32
044842	Strongsville City	32
043513	Ashtabula Area City	31
043836	Cuyahoga Falls City	31
050450	Mason City	31
047894	Riverside Local	31
047241	Beavercreek City	30
043646	Brecksville-Broadview Heights City	30
044107	Hamilton City	30
047191	Kenston Local	30
044545	North Royalton City	30
044875	Sylvania Schools	29
047225	West Geauga Local	29
044537	North Ridgeville City	28
046607	Solon City	28
048207	Anthony Wayne Local	27
043638	Bowling Green City School District	27
043877	Delaware City	27
044677	Princeton City	27
045062	Westlake City	26
045773	Elida Local	25
050047	Nordonia Hills City	25
044016	Fremont City	24
046581	Orange City	24
047399	Three Rivers Local	23
044933	Upper Arlington City	23
044974	Wadsworth City	23

(continued)

IRN	Public District of Residence	Students
048728	Northmont City	22
044743	Sandusky City	22
048041	Southwest Licking Local	22
044719	St Bernard-Elmwood Place City	22
048314	Canfield Local	21
046995	New Albany-Plain Local	21
043612	Berea City	20
045393	Granville Exempted Village	20
047803	Indian Creek Local	20
045583	Perrysburg Exempted Village	20
046896	Pickerington Local	20
048223	Springfield Local	20
050021	Hudson City	19
050427	Springboro Community City	19
044883	Tallmadge City	19
044925	Troy City	19
050070	Twinsburg City	19
049981	Copley-Fairlawn City	18
048496	Highland Local	18
044388	Medina City SD	18
044578	Norwood City	18
044644	Piqua City	18
048348	Poland Local	18
050062	Springfield Local	18
045153	Xenia Community City	18
046755	Buckeye Valley Local	17
045286	Chagrin Falls Exempted Village	17
043992	Fostoria City	17
050435	Kings Local	17
047878	Kirtland Local	17
048306	Boardman Local	16
043711	Canton City	16
050013	Green Local	16
049866	Lake Local	16
044206	Lancaster City	16
044214	Lebanon City	16

(continued)

IRN	Public District of Residence	Students
048124	Avon Lake City	15
046748	Big Walnut Local	15
044040	Garfield Heights City Schools	15
044776	Shelby City	15
048298	Austintown Local Schools	14
047183	Chardon Local	14
046326	Clermont Northeastern Local	14
043885	Delphos City	14
044198	Lakewood City	14
044412	Mt Healthy City	14
049932	Plain Local	14
044834	Stow-Munroe Falls City School District	14
049650	Washington-Nile Local	14
048231	Washington Local	14
045641	Wauseon Exempted Village	14
043620	Bexley City	13
043745	Chillicothe City	13
043869	Defiance City	13
047332	Finneytown Local	13
044289	Madeira City	13
044701	Rocky River City	13
048116	Avon Local	12
043539	Barberton City	12
043547	Bay Village City	12
043562	Bedford City	12
043661	Brunswick City	12
049999	Coventry Local	12
048009	Licking Heights Local	12
050054	Revere Local	12
044826	Steubenville City	12
045088	Wickliffe City	12
045096	Willard City	12
045120	Wooster City	12
048926	Benton Carroll Salem Local	11
045344	Crestline Exempted Village	11
045435	Indian Hill Exempted Village	11
049452	Madison Local	11

(continued)

IRN	Public District of Residence	Students
049635	Northwest Local	11
044693	Reading Community City	11
045021	Wellston City	11
049973	Woodridge Local	11
049544	Zane Trace Local	11
046946	Canal Winchester Local	10
043984	Findlay City	10
044099	Greenville City	10
046953	Hamilton Local	10
044156	Jackson City	10
048173	Midview Local	10
048025	North Fork Local	10
045799	Shawnee Local	10
061903	Adams County Ohio Valley Local	<10
049494	Adena Local	<10
045757	Allen East Local	<10
043497	Alliance City	<10
046847	Amanda-Clearcreek Local	<10
045195	Amherst Exempted Village	<10
049759	Anna Local	<10
046623	Ansonia Local	<10
047415	Arcadia Local	<10
046631	Arcanum-Butler Local	<10
047043	Archbold-Area Local	<10
043505	Ashland City	<10
049171	Aurora City	<10
046706	Ayersville Local	<10
045765	Bath Local	<10
046425	Beaver Local	<10
043570	Bellaire Local	<10
047274	Bellbrook-Sugarcreek Local	<10
043596	Bellevue City	<10
048074	Benjamin Logan Local	<10
047167	Berkshire Local	<10
046854	Berne Union Local	<10
048611	Bethel Local	<10
048462	Black River Local	<10

(continued)

IRN	Public District of Residence	Students
046862	Bloom-Carroll Local	<10
049593	Bloom-Vernon Local	<10
045211	Bluffton Exempted Village	<10
045237	Bridgeport Exempted Village	<10
043653	Brooklyn City	<10
048678	Brookville Local	<10
046177	Brown Local	<10
043679	Bryan City	<10
046508	Buckeye Central Local	<10
045856	Buckeye Local	<10
047787	Buckeye Local	<10
048470	Buckeye Local	<10
043687	Bucyrus City	<10
043703	Campbell City	<10
049833	Canton Local	<10
047175	Cardinal Local	<10
048793	Cardington-Lincoln Local	<10
045260	Carey Exempted Village Schools	<10
050419	Carlisle Local	<10
045278	Carrollton Exempted Village	<10
047258	Cedar Cliff Local	<10
043729	Celina City	<10
047829	Centerburg Local	<10
043737	Centerville City	<10
046714	Central Local	<10
050534	Chippewa Local	<10
043760	Circleville City	<10
046284	Clark-Shawnee Local	<10
049601	Clay Local	<10
043778	Claymont City	<10
049411	Clear Fork Valley Local	<10
048132	Clearview Local	<10
046391	Clinton-Massie Local	<10
048488	Cloverleaf Local	<10
045302	Clyde-Green Springs Exempted Village	<10
046516	Colonel Crawford Local	<10

(continued)

IRN	Public District of Residence	Students
048140	Columbia Local	<10
045328	Columbiana Exempted Village	<10
043810	Conneaut Area City	<10
047431	Cory-Rawson Local	<10
045336	Covington Exempted Village	<10
049429	Crestview Local	<10
049189	Crestwood Local	<10
046557	Cuyahoga Heights Local	<10
050542	Dalton Local	<10
043851	Deer Park Community City	<10
043901	East Cleveland City School District	<10
047688	East Holmes Local	<10
047845	East Knox Local	<10
046037	Eastern Local School District	<10
049122	Eastern Local School District	<10
050674	Eastwood Local	<10
043935	Eaton Community City	<10
050617	Edgerton Local	<10
046094	Edgewood City	<10
047795	Edison Local	<10
046789	Edison Local (formerly Berlin-Milan)	<10
050625	Edon Northwest Local	<10
048413	Elgin Local	<10
050682	Elmwood Local	<10
047050	Evergreen Local	<10
050328	Fairbanks Local	<10
043968	Fairborn City	<10
046870	Fairfield Union Local	<10
049775	Fairlawn Local	<10
049841	Fairless Local	<10
045369	Fairport Harbor Exempted Village	<10
043976	Fairview Park City	<10
046045	Fayetteville-Perry Local	<10
046334	Felicity-Franklin Local	<10
049197	Field Local	<10
048157	Firelands Local	<10
048595	Fort Recovery Local	<10

(continued)

IRN	Public District of Residence	Students
044008	Franklin City	<10
048843	Franklin Local	<10
047852	Fredericktown Local	<10
044024	Galion City	<10
044032	Gallipolis City	<10
050278	Garaway Local	<10
044057	Geneva Area City	<10
048942	Genoa Area Local	<10
045377	Georgetown Exempted Village	<10
045385	Gibsonburg Exempted Village	<10
044065	Girard City School District	<10
046342	Goshen Local	<10
046193	Graham Local	<10
045864	Grand Valley Local	<10
044073	Grandview Heights Schools	<10
049619	Green Local	<10
050559	Green Local	<10
047266	Greeneview Local	<10
046235	Greenon Local	<10
046979	Groveport Madison Local	<10
049791	Hardin-Houston Local	<10
045245	Harrison Hills City	<10
044115	Heath City	<10
048801	Highland Local	<10
044123	Hillsboro City	<10
045823	Hillsdale Local	<10
047571	Holgate Local	<10
049700	Hopewell-Loudon Local	<10
050161	Howland Local	<10
045427	Hubbard Exempted Village	<10
048751	Huber Heights City	<10
044131	Huron City Schools	<10
046565	Independence Local	<10
048082	Indian Lake Local	<10
050286	Indian Valley Local	<10
048322	Jackson-Milton Local	<10
049858	Jackson Local	<10

(continued)

IRN	Public District of Residence	Students
049205	James A Garfield Local	<10
045872	Jefferson Area Local	<10
048256	Jefferson Local	<10
048686	Jefferson Township Local	<10
047985	Johnstown-Monroe Local	<10
048264	Jonathan Alder Local	<10
044164	Kent City	<10
044172	Kenton City	<10
044180	Kettering City School District	<10
048165	Keystone Local	<10
050245	LaBrae Local	<10
047993	Lakewood Local	<10
045443	Leetonia Exempted Village	<10
049353	Leipsic Local	<10
049437	Lexington Local	<10
047589	Liberty Center Local	<10
050195	Liberty Local	<10
046888	Liberty Union-Thurston Local	<10
048017	Licking Valley Local	<10
050369	Lincolnview Local	<10
045450	Lisbon Exempted Village	<10
044248	Logan-Hocking Local	<10
049080	Logan Elm Local	<10
045468	Loudonville-Perrysville Exempted Village	<10
049874	Louisville City	<10
048330	Lowellville Local	<10
049445	Lucas Local	<10
048702	Mad River Local	<10
048272	Madison-Plains Local	<10
046128	Madison Local	<10
047886	Madison Local	<10
050005	Manchester Local	<10
044305	Maple Heights City	<10
045831	Mapleton Local	<10
046805	Margaretta Local	<10
044313	Mariemont City	<10

(continued)

IRN	Public District of Residence	Students
049882	Marlington Local	<10
044347	Martins Ferry City	<10
045476	Marysville Exempted Village	<10
044354	Massillon City	<10
044362	Maumee City	<10
048850	Maysville Local	<10
047456	McComb Local	<10
045484	Mechanicsburg Exempted Village	<10
048520	Meigs Local	<10
048629	Miami East Local	<10
044396	Miamisburg City	<10
044404	Middletown City	<10
050633	Millcreek-West Unity Local	<10
045518	Milton-Union Exempted Village	<10
049890	Minerva Local	<10
049627	Minford Local	<10
050740	Mohawk Local	<10
139303	Monroe Local	<10
047712	Monroeville Local	<10
045534	Mount Gilead Exempted Village	<10
044420	Mount Vernon City	<10
044438	Napoleon Area City	<10
049270	National Trail Local	<10
044461	New Boston Local	<10
045955	New Bremen Local	<10
044479	New Lexington School District	<10
046136	New Miami Local	<10
045559	New Richmond Exempted Village	<10
047217	Newbury Local	<10
044495	Niles City	<10
050708	North Baltimore Local	<10
044503	North Canton City	<10
044511	North College Hill City	<10
044529	North Olmsted City	<10
046250	Northeastern Local	<10
046722	Northeastern Local	<10
049056	Northern Local	<10

(continued)

IRN	Public District of Residence	Students
048819	Northmor Local	<10
048033	Northridge Local	<10
049908	Northwest Local	<10
046268	Northwestern Local	<10
050575	Northwestern Local	<10
044552	Norton City	<10
044560	Norwalk City	<10
050567	Norwayne Local	<10
047761	Oak Hill Union Local	<10
049726	Old Fort Local	<10
046573	Olmsted Falls City	<10
049478	Ontario Local	<10
044602	Oregon City	<10
044610	Orrville City	<10
050724	Otsego Local	<10
049379	Ottawa-Glandorf Local	<10
044628	Painesville City Local	<10
049510	Paint Valley Local	<10
049395	Pandora-Gilboa Local	<10
045575	Paulding Exempted Village	<10
046813	Perkins Local	<10
045781	Perry Local	<10
047902	Perry Local	<10
049924	Perry Local	<10
047076	Pettisville Local	<10
047084	Pike-Delta-York Local	<10
048421	Pleasant Local	<10
049460	Plymouth-Shiloh Local	<10
044651	Port Clinton City	<10
045880	Pymatuning Valley Local	<10
044685	Ravenna City	<10
047001	Reynoldsburg City	<10
046599	Richmond Heights Local	<10
046474	Ridgewood Local	<10
046078	Ripley-Union-Lewis-Huntington Local	<10
045591	Rittman Exempted Village	<10
048447	River Valley Local	<10

(continued)

IRN	Public District of Residence	Students
046482	River View Local	<10
047514	Riverdale Local	<10
049213	Rootstown Local	<10
046144	Ross Local	<10
045609	Rossford Exempted Village	<10
044735	Salem City	<10
049940	Sandy Valley Local	<10
049130	Scioto Valley Local	<10
046003	Shadyside Local	<10
044768	Sheffield-Sheffield Lake City	<10
047738	South Central Local	<10
048363	South Range Local	<10
049221	Southeast Local	<10
050583	Southeast Local	<10
046276	Southeastern Local	<10
049528	Southeastern Local	<10
050237	Southington Local	<10
045807	Spencerville Local	<10
048371	Springfield Local	<10
045997	St Clairsville-Richland City	<10
044727	St Marys City	<10
050294	Strasburg-Franklin Local	<10
049239	Streetsboro City	<10
044859	Struthers City	<10
050658	Stryker Local	<10
047092	Swanton Local	<10
048652	Switzerland of Ohio Local	<10
046151	Talawanda City	<10
049098	Teays Valley Local	<10
046243	Tecumseh Local	<10
045617	Tipp City Exempted Village	<10
044917	Toronto City	<10
091397	Tri-County North Local	<10
048876	Tri-Valley Local	<10
046680	Tri-Village Local	<10
046201	Triad Local	<10

(continued)

IRN	Public District of Residence	Students
050591	Triway Local	<10
048694	Trotwood-Madison City	<10
049957	Tuslaw Local	<10
049296	Twin Valley Community Local	<10
049536	Union-Scioto Local	<10
046458	United Local	<10
045625	Upper Sandusky Exempted Village	<10
044941	Urbana City	<10
049643	Valley Local	<10
048744	Valley View Local	<10
044958	Vandalia-Butler City	<10
046821	Vermilion Local	<10
050393	Vinton County Local	<10
044982	Wapakoneta City	<10
044990	Warren City	<10
045005	Warrensville Heights City	<10
049247	Waterloo Local	<10
050468	Wayne Local	<10
049031	Wayne Trace Local	<10
050252	Weathersfield Local	<10
045658	Wellington Exempted Village	<10
048389	West Branch Local	<10
045054	West Carrollton City	<10
047696	West Holmes Local	<10
046219	West Liberty-Salem Local	<10
048884	West Muskingum Local	<10
046060	Western Brown Local	<10
049668	Wheelersburg Local	<10
045070	Whitehall City	<10
046367	Williamsburg Local	<10
045112	Wilmington City	<10
045666	Windham Exempted Village	<10
049577	Woodmore Local	<10
045146	Wyoming City	<10
045674	Yellow Springs Exempted Village	<10
045179	Zanesville City	<10

Appendix C: Total Scholarship Deductions by Resident District (FY 2019)

IRN	Public District of Residence	Total Payment/Deduction
043752	Cincinnati Public Schools	\$3,636,763.99
043786	Cleveland Municipal	\$2,652,159.11
043794	Cleveland Heights-University Heights City	\$2,317,470.29
043802	Columbus City School District	\$2,096,810.22
045161	Youngstown City	\$1,307,473.31
043489	Akron City	\$1,206,618.91
047373	Oak Hills Local	\$1,151,488.35
044909	Toledo City	\$1,119,210.80
044636	Parma City	\$1,085,174.41
047365	Northwest Local	\$996,958.33
043844	Dayton City	\$959,250.09
047340	Forest Hills Local	\$702,834.80
046110	Lakota Local	\$689,204.80
045047	Westerville City	\$657,303.48
047019	Hilliard City	\$656,643.00
046763	Olentangy Local	\$645,042.68
044297	Mansfield City	\$626,478.76
046961	Gahanna-Jefferson City	\$578,727.68
043554	Beachwood City	\$559,717.47
045104	Willoughby-Eastlake City	\$489,820.30
044800	South-Western City	\$489,308.13
044792	South Euclid-Lyndhurst City	\$481,924.61
047027	Dublin City	\$457,059.75
044222	Lima City	\$453,207.55
044081	Winton Woods City	\$442,646.56
044669	Portsmouth City	\$430,646.68
044263	Lorain City	\$420,452.68
044818	Springfield City School District	\$412,702.72
043950	Euclid City	\$398,185.84
046102	Fairfield City	\$390,399.83
046359	West Clermont Local	\$389,804.06
045500	Milford Exempted Village	\$382,661.74
043943	Elyria City Schools	\$381,495.69
047381	Southwest Local	\$366,028.12

(continued)

IRN	Public District of Residence	Total Payment/Deduction
045138	Worthington City	\$348,385.49
044867	Sycamore Community City	\$345,252.25
043877	Delaware City	\$345,205.93
043513	Ashtabula Area City	\$340,630.30
044537	North Ridgeville City	\$335,191.10
043836	Cuyahoga Falls City	\$332,608.68
045492	Mentor Exempted Village	\$331,248.61
044453	Newark City	\$321,859.73
045641	Wauseon Exempted Village	\$319,586.29
044107	Hamilton City	\$316,125.80
048207	Anthony Wayne Local	\$314,748.33
044545	North Royalton City	\$314,287.82
048728	Northmont City	\$306,232.50
044271	Loveland City	\$305,912.50
050450	Mason City	\$303,468.40
044784	Sidney City	\$301,360.94
044842	Strongsville City	\$297,471.24
044750	Shaker Heights City	\$292,874.57
050443	Little Miami Local	\$290,501.57
047803	Indian Creek Local	\$286,001.89
047241	Beavercreek City	\$284,409.80
044370	Mayfield City	\$284,038.15
043646	Brecksville-Broadview Heights City	\$281,610.80
044677	Princeton City	\$276,354.95
047191	Kenston Local	\$273,261.76
045062	Westlake City	\$272,819.56
044891	Tiffin City	\$268,808.32
047225	West Geauga Local	\$268,665.05
044875	Sylvania Schools	\$266,870.97
045773	Elida Local	\$253,541.13
048348	Poland Local	\$242,643.49
047399	Three Rivers Local	\$241,268.01
046607	Solon City	\$239,143.16
046581	Orange City	\$238,015.13
044933	Upper Arlington City	\$236,424.18
043638	Bowling Green City School District	\$235,440.50

(continued)

IRN	Public District of Residence	Total Payment/Deduction
050047	Nordonia Hills City	\$233,867.28
044743	Sandusky City	\$233,132.00
048314	Canfield Local	\$232,919.81
048306	Boardman Local	\$226,427.95
046995	New Albany-Plain Local	\$223,991.25
047894	Riverside Local	\$223,868.80
044388	Medina City SD	\$219,670.08
045583	Perrysburg Exempted Village	\$213,542.77
044644	Piqua City	\$209,119.36
048124	Avon Lake City	\$205,286.52
043612	Berea City	\$202,287.60
043992	Fostoria City	\$198,081.03
044974	Wadsworth City	\$196,096.58
048298	Austintown Local Schools	\$186,128.11
048496	Highland Local	\$184,233.15
048041	Southwest Licking Local	\$181,119.64
044719	St Bernard-Elmwood Place City	\$180,929.49
043869	Defiance City	\$180,573.62
045153	Xenia Community City	\$180,168.78
043711	Canton City	\$178,894.05
046896	Pickerington Local	\$176,340.84
050070	Twinsburg City	\$174,400.61
050021	Hudson City	\$165,112.52
050062	Springfield Local	\$164,613.11
048223	Springfield Local	\$163,328.87
044214	Lebanon City	\$162,992.05
049981	Copley-Fairlawn City	\$161,392.94
044883	Tallmadge City	\$159,674.74
045286	Chagrin Falls Exempted Village	\$158,274.31
045021	Wellston City	\$155,816.48
049866	Lake Local	\$154,531.25
046755	Buckeye Valley Local	\$153,583.35
044578	Norwood City	\$152,833.49
045393	Granville Exempted Village	\$152,510.89
050013	Green Local	\$148,910.87
049650	Washington-Nile Local	\$148,644.50

(continued)

IRN	Public District of Residence	Total Payment/Deduction
046748	Big Walnut Local	\$143,914.10
044206	Lancaster City	\$143,772.64
044925	Troy City	\$141,208.35
050435	Kings Local	\$139,659.00
049999	Coventry Local	\$138,613.07
044701	Rocky River City	\$138,149.12
048116	Avon Local	\$137,693.42
044776	Shelby City	\$136,699.89
043562	Bedford City	\$136,282.61
044040	Garfield Heights City Schools	\$130,805.99
044198	Lakewood City	\$129,532.96
044016	Fremont City	\$129,372.84
048231	Washington Local	\$129,272.67
044412	Mt Healthy City	\$129,113.15
043745	Chillicothe City	\$125,783.34
047878	Kirtland Local	\$125,003.29
045088	Wickliffe City	\$123,578.74
044289	Madeira City	\$122,714.44
049635	Northwest Local	\$121,931.35
047332	Finneytown Local	\$120,379.25
044826	Steubenville City	\$120,102.77
049452	Madison Local	\$118,844.13
044834	Stow-Munroe Falls City School District	\$118,805.05
043539	Barberton City	\$117,972.85
044156	Jackson City	\$117,243.36
049932	Plain Local	\$116,858.90
047183	Chardon Local	\$113,533.26
050427	Springboro Community City	\$113,105.09
043620	Bexley City	\$111,963.75
044859	Struthers City	\$111,662.30
046953	Hamilton Local	\$110,147.99
049882	Marlington Local	\$110,098.89
045435	Indian Hill Exempted Village	\$109,277.92
046326	Clermont Northeastern Local	\$109,152.75
043968	Fairborn City	\$107,988.96
045344	Crestline Exempted Village	\$106,869.28
048009	Licking Heights Local	\$106,349.63

(continued)

IRN	Public District of Residence	Total Payment/Deduction
046573	Olmsted Falls City	\$106,267.88
046862	Bloom-Carroll Local	\$106,231.06
048025	North Fork Local	\$105,643.55
044768	Sheffield-Sheffield Lake City	\$105,228.75
047993	Lakewood Local	\$105,184.50
044693	Reading Community City	\$104,430.00
046250	Northeastern Local	\$103,858.81
046979	Groveport Madison Local	\$103,692.54
050054	Revere Local	\$102,467.50
045120	Wooster City	\$102,422.16
045096	Willard City	\$102,415.00
049437	Lexington Local	\$102,160.96
044099	Greenville City	\$101,707.40
046813	Perkins Local	\$100,204.00
045179	Zanesville City	\$98,407.55
045559	New Richmond Exempted Village	\$96,101.03
043885	Delphos City	\$96,092.85
049973	Woodridge Local	\$95,657.43
049858	Jackson Local	\$95,324.45
047795	Edison Local	\$92,540.52
049197	Field Local	\$92,463.42
043851	Deer Park Community City	\$92,330.00
048173	Midview Local	\$92,236.30
045799	Shawnee Local	\$91,945.96
043547	Bay Village City	\$90,436.43
045005	Warrensville Heights City	\$90,129.00
049544	Zane Trace Local	\$89,232.40
045054	West Carrollton City	\$89,051.78
043661	Brunswick City	\$88,819.11
043984	Findlay City	\$87,721.60
048926	Benton Carroll Salem Local	\$86,134.82
047985	Johnstown-Monroe Local	\$86,092.50
048157	Firelands Local	\$82,107.96
049791	Hardin-Houston Local	\$81,969.25
049601	Clay Local	\$81,758.50
046565	Independence Local	\$79,944.36
048751	Huber Heights City	\$79,168.84

(continued)

IRN	Public District of Residence	Total Payment/Deduction
044941	Urbana City	\$78,048.10
044552	Norton City	\$77,871.32
050724	Otsego Local	\$77,723.46
046946	Canal Winchester Local	\$77,125.60
047787	Buckeye Local	\$76,664.55
048033	Northridge Local	\$76,375.17
044115	Heath City	\$75,890.50
044180	Kettering City School District	\$75,789.25
050534	Chippewa Local	\$73,896.30
043729	Celina City	\$73,182.50
048017	Licking Valley Local	\$72,318.75
046805	Margaretta Local	\$70,900.00
048470	Buckeye Local	\$70,593.65
050658	Stryker Local	\$70,230.00
049080	Logan Elm Local	\$70,175.00
044024	Galion City	\$69,351.63
044362	Maumee City	\$69,279.16
049098	Teays Valley Local	\$68,570.58
047084	Pike-Delta-York Local	\$67,627.00
139303	Monroe Local	\$66,778.00
044503	North Canton City	\$66,271.29
049536	Union-Scioto Local	\$66,163.19
045575	Paulding Exempted Village	\$65,429.24
045328	Columbiana Exempted Village	\$65,364.24
047001	Reynoldsburg City	\$64,137.50
044479	New Lexington School District	\$63,177.28
049627	Minford Local	\$62,805.50
048884	West Muskingum Local	\$62,568.55
049908	Northwest Local	\$62,150.00
047167	Berkshire Local	\$62,061.17
043737	Centerville City	\$61,034.42
044602	Oregon City	\$60,912.35
050005	Manchester Local	\$60,384.21
046144	Ross Local	\$59,949.50
043679	Bryan City	\$58,941.00
045195	Amherst Exempted Village	\$58,715.54

(continued)

IRN	Public District of Residence	Total Payment/Deduction
045856	Buckeye Local	\$58,668.32
043760	Circleville City	\$58,346.04
044917	Toronto City	\$57,898.30
046821	Vermilion Local	\$57,861.46
046482	River View Local	\$57,363.42
050195	Liberty Local	\$57,308.61
049056	Northern Local	\$56,283.12
045260	Carey Exempted Village Schools	\$55,778.52
044396	Miamisburg City	\$55,660.00
047175	Cardinal Local	\$55,366.85
044347	Martins Ferry City	\$54,863.72
043976	Fairview Park City	\$54,448.04
044057	Geneva Area City	\$54,260.00
049122	Eastern Local School District	\$54,214.62
049171	Aurora City	\$54,153.27
048686	Jefferson Township Local	\$53,485.00
044529	North Olmsted City	\$53,103.30
049411	Clear Fork Valley Local	\$52,080.25
044305	Maple Heights City	\$51,509.49
045765	Bath Local	\$51,483.02
045070	Whitehall City	\$51,317.90
045146	Wyoming City	\$50,225.26
046151	Talawanda City	\$49,782.87
046268	Northwestern Local	\$49,321.40
045617	Tipp City Exempted Village	\$49,075.00
048744	Valley View Local	\$48,900.00
048462	Black River Local	\$48,329.38
045591	Rittman Exempted Village	\$47,306.06
043901	East Cleveland City School District	\$47,169.13
049494	Adena Local	\$46,905.09
047043	Archbold-Area Local	\$46,820.00
047589	Liberty Center Local	\$46,820.00
047217	Newbury Local	\$46,804.60
044164	Kent City	\$46,160.00
046508	Buckeye Central Local	\$45,321.40
049031	Wayne Trace Local	\$45,260.70
047050	Evergreen Local	\$44,816.57

(continued)

IRN	Public District of Residence	Total Payment/Deduction
047886	Madison Local	\$44,609.00
047274	Bellbrook-Sugarcreek Local	\$44,266.16
046235	Greenon Local	\$43,909.50
049593	Bloom-Vernon Local	\$42,642.00
048629	Miami East Local	\$42,608.34
049700	Hopewell-Loudon Local	\$41,715.77
050625	Edon Northwest Local	\$41,046.70
061903	Adams County Ohio Valley Local	\$40,520.25
043687	Bucyrus City	\$40,415.75
045609	Rossford Exempted Village	\$40,160.76
044511	North College Hill City	\$40,100.00
050328	Fairbanks Local	\$40,100.00
044313	Mariemont City	\$39,999.31
050393	Vinton County Local	\$39,832.66
049247	Waterloo Local	\$39,576.25
043703	Campbell City	\$39,478.06
048371	Springfield Local	\$39,264.62
043596	Bellevue City	\$39,045.34
048694	Trotwood-Madison City	\$38,850.00
046243	Tecumseh Local	\$38,845.98
050591	Triway Local	\$38,789.82
048389	West Branch Local	\$38,675.00
050617	Edgerton Local	\$38,529.29
048611	Bethel Local	\$38,457.40
046599	Richmond Heights Local	\$38,359.87
048488	Cloverleaf Local	\$38,038.40
048876	Tri-Valley Local	\$37,968.13
050567	Norwayne Local	\$37,673.00
049833	Canton Local	\$37,025.00
044461	New Boston Local	\$37,020.00
049668	Wheelersburg Local	\$36,870.00
050559	Green Local	\$35,924.48
049643	Valley Local	\$35,687.00
045369	Fairport Harbor Exempted Village	\$35,642.99
044420	Mount Vernon City	\$35,504.96
044651	Port Clinton City	\$35,437.82
050674	Eastwood Local	\$35,013.50

(continued)

IRN	Public District of Residence	Total Payment/Deduction
046284	Clark-Shawnee Local	\$34,896.24
045336	Covington Exempted Village	\$34,598.00
046888	Liberty Union-Thurston Local	\$34,524.03
045476	Marysville Exempted Village	\$34,124.50
047829	Centerburg Local	\$34,022.19
046094	Edgewood City	\$33,904.80
047415	Arcadia Local	\$33,633.00
044131	Huron City Schools	\$33,435.00
047258	Cedar Cliff Local	\$32,894.30
044008	Franklin City	\$32,699.92
044610	Orrville City	\$32,641.76
046722	Northeastern Local	\$32,599.62
045757	Allen East Local	\$32,318.00
046060	Western Brown Local	\$32,157.31
049577	Woodmore Local	\$31,936.94
046045	Fayetteville-Perry Local	\$31,677.25
048264	Jonathan Alder Local	\$31,633.75
049353	Leipsic Local	\$31,470.85
047456	McComb Local	\$30,734.22
046078	Ripley-Union-Lewis-Huntington Local	\$30,075.00
048850	Maysville Local	\$30,075.00
047092	Swanton Local	\$29,916.00
048652	Switzerland of Ohio Local	\$28,575.00
044958	Vandalia-Butler City	\$28,370.75
049940	Sandy Valley Local	\$28,097.00
049379	Ottawa-Glandorf Local	\$27,674.00
048256	Jefferson Local	\$27,665.00
045377	Georgetown Exempted Village	\$27,000.00
046458	United Local	\$27,000.00
047688	East Holmes Local	\$27,000.00
048595	Fort Recovery Local	\$27,000.00
050252	Weathersfield Local	\$27,000.00
091397	Tri-County North Local	\$27,000.00
050419	Carlisle Local	\$26,975.00
044123	Hillsboro City	\$26,769.00
045484	Mechanicsburg Exempted Village	\$26,708.41

(continued)

IRN	Public District of Residence	Total Payment/Deduction
043653	Brooklyn City	\$26,390.00
049239	Streetsboro City	\$26,111.54
044560	Norwalk City	\$26,065.23
047266	Greeneview Local	\$25,965.87
047845	East Knox Local	\$25,952.38
044735	Salem City	\$25,742.50
046557	Cuyahoga Heights Local	\$25,742.18
043778	Claymont City	\$25,655.14
045237	Bridgeport Exempted Village	\$24,510.00
048413	Elgin Local	\$24,155.41
046847	Amanda-Clearcreek Local	\$24,108.75
048165	Keystone Local	\$24,076.04
045823	Hillsdale Local	\$23,646.94
044438	Napoleon Area City	\$23,410.00
047076	Pettisville Local	\$23,410.00
050286	Indian Valley Local	\$23,410.00
050633	Millcreek-West Unity Local	\$23,410.00
046706	Ayersville Local	\$23,123.00
046474	Ridgewood Local	\$23,039.25
047712	Monroeville Local	\$22,930.00
046128	Madison Local	\$22,393.74
046623	Ansonia Local	\$20,717.50
045427	Hubbard Exempted Village	\$20,291.50
044248	Logan-Hocking Local	\$20,050.00
044990	Warren City	\$20,050.00
046136	New Miami Local	\$20,050.00
048074	Benjamin Logan Local	\$20,050.00
048363	South Range Local	\$20,050.00
048520	Meigs Local	\$20,050.00
049213	Rootstown Local	\$20,050.00
049478	Ontario Local	\$20,050.00
049726	Old Fort Local	\$20,050.00
049619	Green Local	\$20,045.00
048322	Jackson-Milton Local	\$19,984.12
044982	Wapakoneta City	\$19,694.59
047514	Riverdale Local	\$19,548.75
045674	Yellow Springs Exempted Village	\$19,335.00

(continued)

IRN	Public District of Residence	Total Payment/Deduction
050682	Elmwood Local	\$19,138.60
049270	National Trail Local	\$19,105.00
049924	Perry Local	\$18,950.87
045302	Clyde-Green Springs Exempted Village	\$18,772.38
044628	Painesville City Local	\$18,631.00
048942	Genoa Area Local	\$18,506.56
046003	Shadyside Local	\$18,379.24
049429	Crestview Local	\$18,353.00
045831	Mapleton Local	\$17,319.08
047902	Perry Local	\$17,311.22
045112	Wilmington City	\$17,159.60
045666	Windham Exempted Village	\$16,472.19
044727	St Marys City	\$16,270.00
049874	Louisville City	\$16,175.00
044172	Kenton City	\$15,642.00
046037	Eastern Local School District	\$15,642.00
048702	Mad River Local	\$15,642.00
046870	Fairfield Union Local	\$15,106.78
047761	Oak Hill Union Local	\$14,937.27
050245	LaBrae Local	\$14,025.00
046391	Clinton-Massie Local	\$14,015.78
050468	Wayne Local	\$13,800.75
044065	Girard City School District	\$13,534.30
046680	Tri-Village Local	\$13,064.20
043505	Ashland City	\$12,762.84
045781	Perry Local	\$12,726.10
045211	Bluffton Exempted Village	\$12,350.00
050542	Dalton Local	\$11,788.85
050708	North Baltimore Local	\$11,572.62
050161	Howland Local	\$11,287.78
048843	Franklin Local	\$11,020.00
049841	Fairless Local	\$10,928.75
049130	Scioto Valley Local	\$10,800.00
046854	Berne Union Local	\$10,560.00
048819	Northmor Local	\$10,354.00
044685	Ravenna City	\$10,150.00
043810	Conneaut Area City	\$10,025.00

(continued)

IRN	Public District of Residence	Total Payment/Deduction
043935	Eaton Community City	\$10,025.00
044354	Massillon City	\$10,025.00
044404	Middletown City	\$10,025.00
044495	Niles City	\$10,025.00
045450	Lisbon Exempted Village	\$10,025.00
045518	Milton-Union Exempted Village	\$10,025.00
045872	Jefferson Area Local	\$10,025.00
045955	New Bremen Local	\$10,025.00
046201	Triad Local	\$10,025.00
046219	West Liberty-Salem Local	\$10,025.00
046276	Southeastern Local	\$10,025.00
046334	Felicity-Franklin Local	\$10,025.00
046367	Williamsburg Local	\$10,025.00
047696	West Holmes Local	\$10,025.00
047738	South Central Local	\$10,025.00
048421	Pleasant Local	\$10,025.00
048447	River Valley Local	\$10,025.00
048678	Brookville Local	\$10,025.00
048801	Highland Local	\$10,025.00
049205	James A Garfield Local	\$10,025.00
049221	Southeast Local	\$10,025.00
049395	Pandora-Gilboa Local	\$10,025.00
049460	Plymouth-Shiloh Local	\$10,025.00
049510	Paint Valley Local	\$10,025.00
049528	Southeastern Local	\$10,025.00
050740	Mohawk Local	\$10,025.00
048140	Columbia Local	\$10,023.99
046714	Central Local	\$10,003.64
049775	Fairlawn Local	\$9,845.00
045245	Harrison Hills City	\$9,705.67
044032	Gallipolis City	\$9,624.00
046425	Beaver Local	\$9,606.66
043570	Bellaire Local	\$9,525.00
045997	St Clairsville-Richland City	\$9,525.00
045468	Loudonville-Perrysville Exempted Village	\$9,496.59
047571	Holgate Local	\$9,152.75

(continued)

IRN	Public District of Residence	Total Payment/Deduction
046789	Edison Local (formerly Berlin-Milan)	\$9,127.69
048272	Madison-Plains Local	\$9,022.50
050583	Southeast Local	\$8,896.45
043497	Alliance City	\$8,726.25
046177	Brown Local	\$8,685.00
045278	Carrollton Exempted Village	\$8,617.50
045625	Upper Sandusky Exempted Village	\$8,210.47
045880	Pymatuning Valley Local	\$8,040.00
048082	Indian Lake Local	\$7,959.40
045385	Gibsonburg Exempted Village	\$7,516.25
046516	Colonel Crawford Local	\$7,378.88
049296	Twin Valley Community Local	\$7,257.50
044073	Grandview Heights Schools	\$7,115.12
048793	Cardington-Lincoln Local	\$7,050.00
046193	Graham Local	\$6,433.50
045534	Mount Gilead Exempted Village	\$6,015.76
049957	Tuslaw Local	\$6,015.00
049189	Crestwood Local	\$5,858.67
050237	Southington Local	\$5,247.60
050575	Northwestern Local	\$5,095.00
046342	Goshen Local	\$5,012.48
045864	Grand Valley Local	\$4,944.63
050278	Garaway Local	\$4,575.91
046631	Arcanum-Butler Local	\$4,331.25
049445	Lucas Local	\$4,310.75
045658	Wellington Exempted Village	\$4,210.50
048132	Clearview Local	\$4,010.00
050369	Lincolnview Local	\$3,891.65
047852	Fredericktown Local	\$3,217.50
049890	Minerva Local	\$1,920.00
047431	Cory-Rawson Local	\$1,204.68
048330	Lowellville Local	\$957.00
050294	Strasburg-Franklin Local	\$864.00
045807	Spencerville Local	\$357.95
049759	Anna Local	\$267.03
045443	Leetonia Exempted Village	\$255.00

Appendix D: Number of Scholarship Students by Provider (FY 2019)

IRN	Provider	Students
088070	Marburn Academy	229
012871	PSI Associates/Affiliates	196
009270	Lawrence School-Upper School Campus	178
067603	Springer School & Center	153
013050	A+ Solutions	139
053983	Cleveland Central Catholic	96
053546	St Edward	85
053058	Hebrew Academy Of Cleveland	84
069914	Lawrence School	84
011431	Academic Tutoring, LLC	81
012537	Schaefer Education Solutions	81
068403	Valley Christian School	80
053306	Moeller	73
055087	St Ignatius Loyola	72
010525	North Coast Tutoring Services	68
064915	Lake Center Christian School	65
013911	McKeon Education Group, Inc.	63
010592	Tree of Knowledge Learning Academy	62
015331	Portsmouth Stem Academy	61
052647	Stephen T Badin	61
016433	Highland Community Learning Center	60
052803	Carroll	58
015696	ACL D School	56
052878	Chaminade-Julienne	56
053850	St Vincent St Mary	56
053454	Purcell-Marian	55
053140	Lasalle	53
010582	S.U.P.E.R. Learning Center's Faith Christian Academy	53
014110	Spectrum Resource Center and School	53
052720	Bishop Watterson	51
012974	The Center for Autism and Dyslexia	49
053488	Roger Bacon	47
056911	Julie Billiard	46
053637	Saint John School	46
057299	St Jude	45
054577	Our Lady Of Victory	44

(continued)

IRN	Provider	Students
014635	Tri-County Intervention and Tutoring Services, LLC	43
052779	Calvert Catholic Schools	42
052787	Cardinal Mooney	41
055913	St Adalbert	40
010507	Learning Spectrum, LTD	38
053751	Sandusky Central Catholic School	38
056770	St Columbkille	38
096297	St Margaret Of York	38
053785	St Peter High School and Junior High School	38
112490	Nightingale Montessori Inc	37
057836	St Brendan	37
056713	St Albert The Great	36
057778	St Andrew	36
016680	New Horizons Academy at Sara's Garden	35
124883	St Brigid Of Kildare	35
053587	St Francis De Sales	35
012680	Western Reserve Speech and Language Partners-Geauga, LLC	35
053272	Mercy McAuley High School	34
053439	Padua Franciscan	34
057521	Sacred Heart Of Jesus	34
053835	St Ursula Academy	33
016954	My Place To Be	32
058677	Our Lady Of Perpetual Help	32
055657	St William	32
065730	Ratner School, The	31
053595	St Francis De Sales School	31
057018	St Francis De Sales	30
054015	St John's Jesuit	30
058016	St Mary	30
053660	Villa Angela-St Joseph	30
052662	Benedictine	29
134619	Emmanuel Christian Academy	29
011716	Sylvan Learning Center - Lucas County	29
062562	Urban Community	29
054437	Immaculate Heart Of Mary	28
053884	Seton	28
093757	Fuchs Mizrachi Of Cleveland	27

(continued)

IRN	Provider	Students
054809	John Paul II Catholic School	27
016974	Julie Billiard School of St Sebastian Parish	27
010498	KidsLink Neurobehavioral Center	27
013886	Acacia Center	26
053686	Bishop Hoffman Catholic, St Joseph Central Catholic HS	26
012519	Nicole Gerami, LLC	26
057216	Notre Dame School	26
054908	St Cecilia	26
055145	St John The Baptist	26
053801	St Rita School for the Deaf	26
012975	The Center for Autism and Dyslexia Findlay	26
059964	Holy Family	25
058065	St Matthew	25
012822	The Galvin Therapy Center/Barrie G. Galvin, OTR/L & Associat	25
067546	Legacy Christian Academy	23
057695	Our Lady Of Perpetual Help	23
015339	Skyward Academy	23
055103	St James	23
057232	Immaculate Heart Of Mary	22
010505	LLA Therapy - Akron	22
056754	Saint Bridget of Kildare School	22
056390	Academy of St Adalbert	21
052969	Elyria Catholic	21
054346	Holy Angels	21
067629	Mansfield Christian School	21
067447	Mercy Montessori Center	21
050575	Northwestern Local	21
054957	St Clement	21
015334	Cincinnati Therapy Connections LLC	20
053298	McNicholas	20
122465	Nicholas School	20
132878	Potential Development/Autism	20
055244	St Louis	20
089409	Welsh Hills School	20
010426	Cincinnati Center for Improved Communication, Inc.	19
011928	F.I.T. (Friendship In Team)	19
125278	Heartland Christian School	19

(continued)

IRN	Provider	Students
115535	Kingsway Christian	19
015340	LearningRx Akron/Bath dba Buie Cognitive Development	19
013095	Powers Educational Services	19
013053	Total Education Solutions	19
052654	Beaumont School	18
058305	Bishop John King Mussio Central Elementary - Rosemont Campus	18
013891	Jon R. Lindsey	18
053215	Magnificat	18
053363	Notre Dame Jr/Sr	18
058768	St Aloysius	18
057844	St Catharine	18
058875	St Charles	18
057034	St Hilary	18
056242	St Rocco	18
059451	St Rose	18
125310	Troy Christian High School	18
053371	Notre Dame-Cathedral Latin	17
012129	Skyward Learning Services	17
053645	St John Elementary and High School	17
058131	Sts Peter And Paul	17
057992	Bishop Flaget School	16
052795	Cardinal Stritch Catholic High School & Academy	16
052837	Catholic Central	16
132928	Christian Life Academy	16
132530	Emmanuel Christian School	16
119313	Gloria Dei Montessori	16
095166	Polaris Christian Academy	16
011576	Ross County Christian Academy	16
055178	St Joseph	16
055152	St Nicholas Academy	16
012672	Bair Herman Enterprise, Inc., dba EJ Therapy Services	15
065755	Bishop Leibold E And W Campus	15
013316	Flourish Integrated Therapy, LLC	15
014465	S.M.I.L.E.S. Integrative Therapy Services, LLC	15
059378	St Peter	15
058156	St Pius X	15

(continued)

IRN	Provider	Students
009467	Genoa Christian Academy	14
057661	Immaculate Conception	14
057539	Mater Dei Academy	14
015059	Out of the Box Behavioral Solutions LLC	14
053876	St Xavier	14
008096	The CinDay Academy	14
012346	Columbus Therapy Associates, LLC	13
010497	Kid Power Therapy Services, Inc.	13
053082	Lehman High School	13
056051	St Ignatius	13
059089	St Joseph	13
138073	The Good Shepherd Catholic Montessori	13
017174	The Learning Spectrum Johnstown	13
058099	Bishop Fenwick School	12
143008	Bowling Green Christian Acdmy	12
123109	Decolores Montessori School	12
070789	Discovery	12
110411	Jefferson County Christian	12
015152	Langsford Learning Acceleration Centers - West Chester	12
089979	Medina Christian Academy	12
134528	New Hope Christian Academy	12
058040	Notre Dame	12
058628	St Mary	12
058396	St Mary Central	12
010407	Applied Behavioral Services	11
012916	Brain Balance Achievement Center	11
014781	Columbus Tutoring Services, LLC	11
012900	Crossroads Christian Academy	11
010483	Jay Berk PhD / Perspectives Academy	11
016754	Melissa Sweeny	11
058859	St Boniface	11
056762	St Charles Borromeo	11
059337	St Patrick	11
008071	Temple Christian School	11
015154	Therapy and Wellness Connection	11
052670	Wm V Fisher Catholic	11
052712	Bishop Rosecrans	10

(continued)

IRN	Provider	Students
058487	Blessed Sacrament	10
013317	Capital Therapy Services	10
113522	Christian Academy Schools	10
096719	Harvest Preparatory School	10
065003	Heritage Christian	10
013063	SEGULA	10
053611	St Joan Of Arc	10
055418	St Michael	10
057109	St Vincent De Paul	10
010602	Vision Development Team	10
016459	A Perfect Fit	<10
012345	Aaris Therapy Group, Inc.	<10
010521	ABA Outreach Services	<10
016473	Above All Therapy	<10
015608	Acacia Center, Inc	<10
017156	Acacia Center, Inc	<10
017331	Achievement Advantage Assessment and Services, LLC	<10
009967	ACL D Learning Center	<10
015212	ADHD CoachConnect LLC	<10
015121	Advanced Therapy Solutions LLC	<10
095711	Akiva Academy	<10
058909	All Saints Catholic	<10
017389	Amy Boyers	<10
013207	Applied Behavioral Services Dayton	<10
015012	Applied Behavioral Services West Chester	<10
054239	Ascension	<10
017255	Barbara Wolansky, COMS	<10
015134	Beyond Words: Music and Dance Center	<10
010187	Bishop John King Mussio Central Junior High School	<10
048462	Black River Local	<10
014875	Blue Horizon Consulting, LLC	<10
013266	Blue Pony Education, LLC	<10
013234	Brain Balance Achievement Center - Canton	<10
016942	Bridgeway Academy Secondary School	<10
015119	Bross Center for Learning and Achievement	<10
010414	Building Blocks to a Brighter Future, LLC	<10
096974	Canton Montessori	<10

(continued)

IRN	Provider	Students
010417	Carl U. Weitman, Ph.D., Inc.	<10
015439	Catapult Learning	<10
060582	Celeryville Christian	<10
134387	Central College Christian Academy	<10
120675	Central Montessori Academy	<10
015110	Christina M. Guisbert PT for Kids, LLC	<10
015150	Cincinnati Center for Improved Communication, Inc.	<10
070409	Cincinnati Christian Schools	<10
060590	Cincinnati Hebrew Day Chofetz	<10
012839	Cleveland Clinic Children's Hospital for Rehabilitation	<10
011990	Cleveland Hearing & Speech Center	<10
110973	Cleveland Sight Center	<10
010500	Climbing Ladders Speech-Language Therapy	<10
011603	Colleen C. Hunter, Speech Language Pathologist	<10
017417	Columbus Area Speech Therapy	<10
062620	Columbus Torah Academy	<10
017322	Connections Academics	<10
017162	Cool Kids Therapy Services, LLC	<10
134460	Cornerstone Community	<10
055038	Corryville Catholic	<10
068205	Delaware Christian	<10
059014	Divine Mercy School	<10
011317	Education Alternative-Cuyahoga Falls	<10
015493	Education Alternative-Ravenna	<10
011314	Education Alternative-Willoughby	<10
017115	Education Connection Services of Northeast Ohio LLC	<10
120865	Emmanuel Christian Academy	<10
017387	Footprints Center for Autism	<10
010464	Fun 2 Be Me Developmental Therapy	<10
017348	FUNDamentals First	<10
092247	Gilead Christian	<10
132456	Hanna Perkins	<10
014157	Haugland Learning Center-Dublin	<10
017169	Haugland Learning Center - Athens	<10
012522	Haugland Learning Center - Sandusky	<10
013799	Haugland Learning Center LLC	<10

(continued)

IRN	Provider	Students
059022	Holy Cross Catholic School of Defiance	<10
059246	Holy Trinity, Assumption	<10
014017	Home Tutoring Solutions	<10
016744	Hopeless to Hopeful Advocacy, LLC	<10
013084	Huntington Learning Center	<10
016779	Huntington Learning Center	<10
054411	Immaculate Conception	<10
054429	Immaculate Conception	<10
058552	Immaculate Conception	<10
058560	Immaculate Conception	<10
013206	Insight Learning and Wellness Center, llc	<10
011278	Integrations Treatment Center, Inc.	<10
017289	Jami Olsen	<10
017028	Jennifer Rigney-Carroll	<10
010503	Langsford Learning Acceleration Centers - Blue Ash	<10
013330	Laura Faye Clubok	<10
017147	LearningRx	<10
013620	Lianne Russell	<10
053165	Lima Central Catholic	<10
096347	Linden Grove School	<10
015763	LLA THERAPY - MEDINA	<10
010519	Miami Valley Tutoring Services, Ltd.	<10
122879	Miracle City Academy	<10
112508	Montessori School of Bowling Green	<10
017413	Morgan Tutoring	<10
016033	Ms. Donna's Adaptive Learning Center	<10
010527	Music Therapy Services	<10
014004	Musical Fingers, LLC	<10
015226	Navigating Autism	<10
011946	New Dimensions, Inc.	<10
015442	New Spring Special Education Services, LLC	<10
017347	Nichols Partners	<10
010531	Northrup and Associates	<10
053769	Norwalk Catholic School	<10
050567	Norwayne Local	<10
053389	Notre Dame Academy	<10
010184	Oakstone Academy Middle/High School	<10

(continued)

IRN	Provider	Students
132621	Ohio Valley Voices	<10
058651	Our Lady Of Consolation	<10
054544	Our Lady Of Rosary	<10
015330	Patricia L. Closson	<10
010537	Peak Potential Therapy	<10
010539	Pediatric Therapy Partners, LLC	<10
055368	Piqua Catholic Elementary	<10
017290	Reaching New Heights, LLC	<10
058685	Regina Coeli	<10
000660	Risen Christ Lutheran School	<10
015085	Rising Star Learning Center	<10
016445	Rita Cevasco & Associates	<10
132647	Royalmont Academy	<10
017288	Ruth J. Ellis - Favor Your Child Educational Services	<10
058727	Sacred Heart	<10
011929	Sara's Garden	<10
010563	Sarah J. Howell, Board Certified Music Therapist	<10
011517	Sensational Kids Daycare & Learning Center, LLC	<10
010565	Sensory Connection, LLC	<10
093039	South Suburban Montessori	<10
012371	Specialized Speech Technologies, Inc.	<10
016755	Springfield Tutoring Academy	<10
057208	St Ambrose	<10
057810	St Bernadette	<10
058842	St Bernard	<10
056812	St Dominic	<10
055012	St Francis Seraph	<10
058933	St Francis Xavier	<10
058941	St Gerard	<10
055046	St Gertrude	<10
060095	St James	<10
057919	St John	<10
058321	St John	<10
053652	St John Central	<10
060392	St John Lutheran	<10
059055	St Joseph	<10
059071	St Joseph	<10

(continued)

IRN	Provider	Students
055228	St Lawrence	<10
058024	St Mary	<10
059170	St Mary	<10
059196	St Mary	<10
059287	St Mary	<10
059204	St Mary Catholic School	<10
056721	St Mary Of The Falls	<10
055400	St Michael Consolidated	<10
055434	St Patrick	<10
053843	St Ursula Academy	<10
068056	St Veronica	<10
055632	St Vincent Ferrer	<10
053868	St Wendelin Catholic School	<10
013228	Stefanie Peck, M.A. CCC-SLP	<10
011714	Sylvan Learning Center - Allen County	<10
017143	Sylvan Learning Center - Columbus	<10
011715	Sylvan Learning Center - Defiance County	<10
012130	Sylvan Learning Center - Hancock County	<10
016707	Sylvan Learning Center - Lewis Center	<10
013068	Sylvan Learning Center - Putnam County	<10
011717	Sylvan Learning Center - Wood County	<10
014281	Terri's Teaching and Tutoring	<10
016439	Tessa Bobst	<10
010586	The Center for Lifeskills	<10
064931	The Childrens Home of Cincinnati	<10
013237	The Fleming Learning Center, LLC	<10
016838	The Galvin Therapy Center - Avon	<10
010780	The Golden Key Center for Exceptional Children	<10
015489	The Golden Key Center for Exceptional Children	<10
014652	The Groovy Garfoose, LLC	<10
013922	The Learning Spectrum Canal Winchester	<10
016839	The Music Settlement	<10
014653	The Nest	<10
010553	Therapy in Motion, LLC	<10
081851	Toledo Christian	<10
134429	Toledo Islamic Academy	<10

(continued)

IRN	Provider	Students
010593	Triangle Therapy Services, LLC	<10
090233	Troy Christian Elementary School	<10
016027	Understanding Speech	<10
010596	United Cerebral Palsy Association of Greater Cleveland, inc.	<10
016814	Wings of Change Therapy, Inc.	<10
013275	Wood County Hospital: Ready Program	<10
110031	Wooster Christian	<10

Appendix E: Federal Aid (IDEA Part B) Allocation by Resident District (FY 2019)

IRN	District	Federal Aid Amount
045187	Ada Exempted Village	\$170,125
061903	Adams County Ohio Valley Local	\$917,155
049494	Adena Local	\$251,996
043489	Akron City	\$5,963,643
045906	Alexander Local	\$360,071
045757	Allen East Local	\$217,443
043497	Alliance City	\$725,005
046847	Amanda-Clearcreek Local	\$301,025
045195	Amherst Exempted Village	\$732,844
049759	Anna Local	\$219,812
046623	Ansonia Local	\$131,090
048207	Anthony Wayne Local	\$875,234
048991	Antwerp Local	\$148,022
047415	Arcadia Local	\$109,777
046631	Arcanum-Butler Local	\$198,410
047043	Archbold-Area Local	\$227,797
047423	Arlington Local	\$121,367
043505	Ashland City	\$724,106
043513	Ashtabula Area City	\$1,056,393
043521	Athens City	\$596,662
049171	Aurora City	\$544,717
048298	Austintown Local Schools	\$1,000,307
048124	Avon Lake City	\$714,732
048116	Avon Local	\$879,212
046706	Ayersville Local	\$131,095
043539	Barberton City	\$982,102
045203	Barnesville Exempted Village	\$273,449
046300	Batavia Local	\$506,206
045765	Bath Local	\$360,499
043547	Bay Village City	\$556,559
043554	Beachwood City	\$439,365
046425	Beaver Local	\$395,576
047241	Beavercreek City	\$1,743,898
043562	Bedford City	\$768,744

(continued)

IRN	District	Federal Aid Amount
043570	Bellaire Local	\$330,243
047274	Bellbrook-Sugarcreek Local	\$489,750
043588	Bellefontaine City	\$552,254
043596	Bellevue City	\$417,706
043604	Belpre City	\$243,832
048074	Benjamin Logan Local	\$334,082
048926	Benton Carroll Salem Local	\$320,092
043612	Berea City	\$1,365,274
047167	Berkshire Local	\$267,996
046854	Berne Union Local	\$188,168
046318	Bethel-Tate Local	\$347,181
048611	Bethel Local	\$231,919
043620	Bexley City	\$596,583
046748	Big Walnut Local	\$664,832
048462	Black River Local	\$258,982
046383	Blanchester Local	\$348,690
046862	Bloom-Carroll Local	\$364,401
049593	Bloom-Vernon Local	\$174,973
050096	Bloomfield-Mespo Local	\$68,869
045211	Bluffton Exempted Village	\$204,134
048306	Boardman Local	\$960,698
049767	Botkins Local	\$104,952
043638	Bowling Green City School District	\$725,744
045229	Bradford Exempted Village	\$105,122
043646	Brecksville-Broadview Heights City	\$720,663
045237	Bridgeport Exempted Village	\$182,245
047613	Bright Local	\$159,396
050112	Bristol Local	\$129,624
050120	Brookfield Local	\$230,972
043653	Brooklyn City	\$329,927
048678	Brookville Local	\$296,771
046177	Brown Local	\$156,499
043661	Brunswick City	\$1,369,440
043679	Bryan City	\$460,902
046508	Buckeye Central Local	\$168,628
047787	Buckeye Local	\$396,677

(continued)

IRN	District	Federal Aid Amount
048470	Buckeye Local	\$422,951
045856	Buckeye Local	\$364,227
046755	Buckeye Valley Local	\$417,061
043687	Bucyrus City	\$350,345
045252	Caldwell Exempted Village	\$197,103
043695	Cambridge City	\$519,470
043703	Campbell City	\$279,687
046946	Canal Winchester Local	\$861,920
048314	Canfield Local	\$496,097
043711	Canton City	\$2,222,911
049833	Canton Local	\$404,900
047175	Cardinal Local	\$251,237
048793	Cardington-Lincoln Local	\$229,920
045260	Carey Exempted Village Schools	\$199,292
050419	Carlisle Local	\$314,251
045278	Carrollton Exempted Village	\$474,460
047258	Cedar Cliff Local	\$117,511
043729	Celina City	\$634,767
047829	Centerburg Local	\$213,438
043737	Centerville City	\$1,851,456
046714	Central Local	\$224,979
045286	Chagrin Falls Exempted Village	\$371,892
050138	Champion Local	\$281,922
047183	Chardon Local	\$731,736
045294	Chesapeake Union Exempted Village	\$298,355
043745	Chillicothe City	\$661,349
050534	Chippewa Local	\$271,438
043752	Cincinnati Public Schools	\$10,567,375
043760	Circleville City	\$523,846
046284	Clark-Shawnee Local	\$399,713
049601	Clay Local	\$134,720
043778	Claymont City	\$473,068
049411	Clear Fork Valley Local	\$356,222
048132	Clearview Local	\$300,022
046326	Clermont Northeastern Local	\$356,235
043794	Cleveland Heights-University Heights City	\$1,685,286

(continued)

IRN	District	Federal Aid Amount
043786	Cleveland Municipal	\$12,396,070
046391	Clinton-Massie Local	\$332,689
048488	Cloverleaf Local	\$480,022
045302	Clyde-Green Springs Exempted Village	\$463,175
045310	Coldwater Exempted Village	\$257,380
046516	Colonel Crawford Local	\$180,259
048140	Columbia Local	\$170,893
045328	Columbiana Exempted Village	\$244,992
043802	Columbus City School District	\$13,640,809
049312	Columbus Grove Local	\$193,731
043810	Conneaut Area City	\$400,141
047548	Conotton Valley Union Local	\$101,095
049320	Continental Local	\$112,849
049981	Copley-Fairlawn City	\$646,317
047431	Cory-Rawson Local	\$131,358
043828	Coshocton City	\$400,939
049999	Coventry Local	\$460,410
045336	Covington Exempted Village	\$152,211
045344	Crestline Exempted Village	\$158,055
046433	Crestview Local	\$246,844
050351	Crestview Local	\$195,736
049429	Crestview Local	\$231,002
049189	Crestwood Local	\$332,014
045351	Crooksville Exempted Village	\$232,144
043836	Cuyahoga Falls City	\$1,110,368
046557	Cuyahoga Heights Local	\$125,135
050542	Dalton Local	\$225,637
048934	Danbury Local	\$115,635
047837	Danville Local	\$138,762
047928	Dawson-Bryant Local	\$267,144
043844	Dayton City	\$4,007,638
043851	Deer Park Community City	\$284,172
043869	Defiance City	\$565,661
043877	Delaware City	\$1,244,171
043885	Delphos City	\$342,077
043893	Dover City	\$592,026
047027	Dublin City	\$3,148,830

(continued)

IRN	District	Federal Aid Amount
043901	East Cleveland City School District	\$619,723
046409	East Clinton Local	\$327,442
069682	East Guernsey Local	\$223,271
047688	East Holmes Local	\$370,582
047845	East Knox Local	\$230,656
043919	East Liverpool City	\$555,951
048835	East Muskingum Local	\$428,274
043927	East Palestine City	\$246,123
048512	Eastern Local	\$163,178
049122	Eastern Local School District	\$216,882
046037	Eastern Local School District	\$298,488
050674	Eastwood Local	\$289,361
043935	Eaton Community City	\$408,479
050617	Edgerton Local	\$133,729
046094	Edgewood City	\$779,373
047795	Edison Local	\$345,415
046789	Edison Local (formerly Berlin-Milan)	\$302,674
050625	Edon Northwest Local	\$113,915
048413	Elgin Local	\$219,341
045773	Elida Local	\$571,084
050682	Elmwood Local	\$254,772
043943	Elyria City Schools	\$1,649,604
043950	Euclid City	\$1,405,792
047050	Evergreen Local	\$262,656
050328	Fairbanks Local	\$225,410
043968	Fairborn City	\$962,952
046102	Fairfield City	\$2,097,646
047621	Fairfield Local	\$191,326
046870	Fairfield Union Local	\$387,957
047936	Fairland Local	\$336,440
049775	Fairlawn Local	\$104,476
049841	Fairless Local	\$349,317
045369	Fairport Harbor Exempted Village	\$126,111
043976	Fairview Park City	\$412,784
047068	Fayette Local	\$84,361
046045	Fayetteville-Perry Local	\$174,743
045914	Federal Hocking Local	\$256,796

(continued)

IRN	District	Federal Aid Amount
046334	Felicity-Franklin Local	\$212,118
049197	Field Local	\$404,132
043984	Findlay City	\$1,302,045
047332	Finneytown Local	\$571,405
048157	Firelands Local	\$317,915
047340	Forest Hills Local	\$1,446,875
050484	Fort Frye Local	\$242,478
049783	Fort Loramie Local	\$145,446
048595	Fort Recovery Local	\$175,016
043992	Fostoria City	\$466,341
044008	Franklin City	\$774,875
048843	Franklin Local	\$428,355
046649	Franklin Monroe Local	\$114,546
047852	Fredericktown Local	\$297,299
044016	Fremont City	\$898,714
050492	Frontier Local	\$143,824
046961	Gahanna-Jefferson City	\$1,819,427
044024	Galion City	\$420,602
065680	Gallia County Local	\$539,846
044032	Gallipolis City	\$566,092
050278	Garaway Local	\$272,166
044040	Garfield Heights City Schools	\$1,007,792
044057	Geneva Area City	\$535,253
048942	Genoa Area Local	\$247,852
045377	Georgetown Exempted Village	\$218,741
045385	Gibsonburg Exempted Village	\$176,821
044065	Girard City School District	\$402,949
046342	Goshen Local	\$621,244
046193	Graham Local	\$387,818
045864	Grand Valley Local	\$273,646
044073	Grandview Heights Schools	\$189,388
045393	Granville Exempted Village	\$507,155
050013	Green Local	\$818,256
050559	Green Local	\$207,167
049619	Green Local	\$145,483
047266	Greeneview Local	\$289,767

(continued)

IRN	District	Federal Aid Amount
045401	Greenfield Exempted Village	\$418,409
046235	Greenon Local	\$340,556
044099	Greenville City	\$601,840
046979	Groveport Madison Local	\$1,496,638
044107	Hamilton City	\$2,490,835
046953	Hamilton Local	\$612,366
049791	Hardin-Houston Local	\$171,759
047498	Hardin Northern Local	\$91,556
045245	Harrison Hills City	\$377,920
044115	Heath City	\$346,793
045419	Hicksville Exempted Village	\$224,456
048496	Highland Local	\$603,837
048801	Highland Local	\$357,609
047019	Hilliard City	\$3,233,356
044123	Hillsboro City	\$582,095
045823	Hillsdale Local	\$177,618
047571	Holgate Local	\$90,966
049700	Hopewell-Loudon Local	\$161,320
050161	Howland Local	\$576,670
045427	Hubbard Exempted Village	\$364,049
048751	Huber Heights City	\$1,366,193
050021	Hudson City	\$1,239,296
049502	Huntington Local	\$260,442
044131	Huron City Schools	\$300,210
046565	Independence Local	\$235,663
047803	Indian Creek Local	\$457,970
045435	Indian Hill Exempted Village	\$535,955
048082	Indian Lake Local	\$326,562
050286	Indian Valley Local	\$374,555
044149	Ironton City School District	\$347,727
048322	Jackson-Milton Local	\$166,231
049809	Jackson Center Local	\$109,392
044156	Jackson City	\$553,343
049858	Jackson Local	\$1,095,000
049205	James A Garfield Local	\$288,198
045872	Jefferson Area Local	\$386,317
048256	Jefferson Local	\$269,403

(continued)

IRN	District	Federal Aid Amount
048686	Jefferson Township Local	\$101,959
049338	Jennings Local	\$67,750
047985	Johnstown-Monroe Local	\$296,933
048264	Jonathan Alder Local	\$424,406
050179	Joseph Badger Local	\$172,359
049346	Kalida Local	\$109,943
047191	Kenston Local	\$467,063
044164	Kent City	\$730,181
044172	Kenton City	\$418,385
044180	Kettering City School District	\$1,851,810
048165	Keystone Local	\$305,372
050435	Kings Local	\$957,290
047878	Kirtland Local	\$223,497
050245	LaBrae Local	\$259,505
049866	Lake Local	\$709,676
050690	Lake Local	\$320,796
050187	Lakeview Local	\$336,417
044198	Lakewood City	\$1,258,414
047993	Lakewood Local	\$407,113
046110	Lakota Local	\$3,097,212
049569	Lakota Local	\$216,926
044206	Lancaster City	\$1,534,709
044214	Lebanon City	\$1,137,607
045443	Leetonia Exempted Village	\$172,444
049353	Leipsic Local	\$170,169
049437	Lexington Local	\$477,506
047449	Liberty-Benton Local	\$259,824
047589	Liberty Center Local	\$218,665
050195	Liberty Local	\$286,440
046888	Liberty Union-Thurston Local	\$277,796
048009	Licking Heights Local	\$842,058
048017	Licking Valley Local	\$390,766
044222	Lima City	\$1,133,850
050369	Lincolnview Local	\$170,984
045450	Lisbon Exempted Village	\$203,069
050443	Little Miami Local	\$919,487
044230	Lockland Local	\$133,760

(continued)

IRN	District	Federal Aid Amount
044248	Logan-Hocking Local	\$902,479
049080	Logan Elm Local	\$408,953
044255	London City	\$484,514
044263	Lorain City	\$1,810,591
050203	Lordstown Local	\$114,104
045468	Loudonville-Perrysville Exempted Village	\$246,447
049874	Louisville City	\$640,669
044271	Loveland City	\$981,718
048330	Lowellville Local	\$96,136
049445	Lucas Local	\$103,921
047639	Lynchburg-Clay Local	\$263,857
048702	Mad River Local	\$893,851
044289	Madeira City	\$320,272
048272	Madison-Plains Local	\$257,638
047886	Madison Local	\$573,962
046128	Madison Local	\$298,895
049452	Madison Local	\$706,244
000442	Manchester Local	\$216,942
050005	Manchester Local	\$275,493
044297	Mansfield City	\$1,073,050
044305	Maple Heights City	\$856,073
045831	Mapleton Local	\$190,295
050211	Maplewood Local	\$153,641
046805	Margaretta Local	\$236,564
044313	Mariemont City	\$329,077
044321	Marietta City	\$641,249
044339	Marion City	\$1,093,852
048553	Marion Local	\$154,974
049882	Marlington Local	\$439,978
044347	Martins Ferry City	\$381,199
045476	Marysville Exempted Village	\$1,114,165
050450	Mason City	\$1,958,729
044354	Massillon City	\$900,521
050153	Mathews Local	\$142,621
044362	Maumee City	\$565,827
044370	Mayfield City	\$1,021,257

(continued)

IRN	District	Federal Aid Amount
048850	Maysville Local	\$479,050
047456	McComb Local	\$131,712
050229	McDonald Local	\$152,285
045484	Mechanicsburg Exempted Village	\$182,804
044388	Medina City SD	\$1,436,961
048520	Meigs Local	\$403,516
045492	Mentor Exempted Village	\$1,692,460
048629	Miami East Local	\$244,217
046920	Miami Trace Local	\$552,321
044396	Miamisburg City	\$1,322,797
044404	Middletown City	\$1,747,148
048173	Midview Local	\$585,345
045500	Milford Exempted Village	\$1,286,650
050633	Millcreek-West Unity Local	\$123,655
049361	Miller City-New Cleveland Local	\$88,047
045518	Milton-Union Exempted Village	\$287,004
049890	Minerva Local	\$423,714
049627	Minford Local	\$322,333
045948	Minster Local	\$161,331
046672	Mississinawa Valley Local	\$134,901
050039	Mogadore Local	\$156,514
050740	Mohawk Local	\$163,181
139303	Monroe Local	\$508,083
047712	Monroeville Local	\$134,972
045526	Montpelier Exempted Village	\$203,899
048777	Morgan Local	\$423,284
045534	Mount Gilead Exempted Village	\$289,873
044420	Mount Vernon City	\$941,391
044412	Mt Healthy City	\$816,512
044438	Napoleon Area City	\$468,596
049270	National Trail Local	\$215,188
044446	Nelsonville-York City	\$293,980
046995	New Albany-Plain Local	\$1,059,389
044461	New Boston Local	\$97,644
045955	New Bremen Local	\$139,034
045963	New Knoxville Local	\$68,782
048710	New Lebanon Local School District	\$243,735

(continued)

IRN	District	Federal Aid Amount
044479	New Lexington School District	\$423,325
047720	New London Local	\$208,187
046136	New Miami Local	\$142,762
044487	New Philadelphia City	\$708,136
045559	New Richmond Exempted Village	\$509,789
049718	New Riegel Local	\$69,370
044453	Newark City	\$1,745,591
047217	Newbury Local	\$115,318
045542	Newcomerstown Exempted Village	\$233,922
045567	Newton Falls Exempted Village	\$240,385
048637	Newton Local	\$105,755
044495	Niles City	\$535,658
048900	Noble Local	\$180,578
050047	Nordonia Hills City	\$776,923
050708	North Baltimore Local	\$156,177
044503	North Canton City	\$857,858
050641	North Central Local	\$116,517
044511	North College Hill City	\$436,601
048025	North Fork Local	\$363,469
044529	North Olmsted City	\$811,101
044537	North Ridgeville City	\$909,766
044545	North Royalton City	\$887,653
050336	North Union Local School District	\$312,593
046250	Northeastern Local	\$638,126
046722	Northeastern Local	\$217,194
049056	Northern Local	\$458,033
048728	Northmont City	\$1,047,006
048819	Northmor Local	\$229,867
048033	Northridge Local	\$229,409
048736	Northridge Local	\$398,920
047365	Northwest Local	\$2,536,530
049635	Northwest Local	\$376,543
049908	Northwest Local	\$386,410
046268	Northwestern Local	\$341,960
050575	Northwestern Local	\$265,500
050716	Northwood Local Schools	\$198,971
044552	Norton City	\$492,407

(continued)

IRN	District	Federal Aid Amount
044560	Norwalk City	\$678,123
050567	Norwayne Local	\$289,278
044578	Norwood City	\$482,693
047761	Oak Hill Union Local	\$268,540
047373	Oak Hills Local	\$1,945,623
044586	Oakwood City	\$386,009
044594	Oberlin City Schools	\$205,598
049726	Old Fort Local	\$121,980
046763	Olentangy Local	\$3,861,235
046573	Olmsted Falls City	\$724,250
049478	Ontario Local	\$349,627
046581	Orange City	\$502,826
044602	Oregon City	\$772,589
044610	Orrville City	\$345,764
049916	Osnaburg Local	\$166,751
050724	Otsego Local	\$303,535
049379	Ottawa-Glandorf Local	\$349,741
048215	Ottawa Hills Local	\$219,533
049387	Ottoville Local	\$87,548
044628	Painesville City Local	\$713,636
049510	Paint Valley Local	\$205,306
049395	Pandora-Gilboa Local	\$104,272
048579	Parkway Local	\$206,451
044636	Parma City	\$2,763,582
047597	Patrick Henry Local	\$190,423
045575	Paulding Exempted Village	\$332,322
046813	Perkins Local	\$357,693
047902	Perry Local	\$304,412
045781	Perry Local	\$155,309
049924	Perry Local	\$947,985
045583	Perrysburg Exempted Village	\$945,835
047076	Pettisville Local	\$86,558
046896	Pickerington Local	\$2,068,778
047084	Pike-Delta-York Local	\$275,966
044644	Piqua City	\$784,464
049932	Plain Local	\$1,363,792

(continued)

IRN	District	Federal Aid Amount
048421	Pleasant Local	\$218,925
049460	Plymouth-Shiloh Local	\$160,596
048348	Poland Local	\$373,362
044651	Port Clinton City	\$420,985
044669	Portsmouth City	\$659,607
049288	Preble Shawnee Local	\$290,508
044677	Princeton City	\$1,506,904
048975	Put-In-Bay Local	\$12,523
045880	Pymatuning Valley Local	\$283,963
044685	Ravenna City	\$628,974
044693	Reading Community City	\$489,355
050054	Revere Local	\$520,883
047001	Reynoldsburg City	\$1,524,244
046599	Richmond Heights Local	\$185,482
048439	Ridgedale Local	\$130,454
047506	Ridgemont Local	\$97,725
046474	Ridgewood Local	\$259,247
046078	Ripley-Union-Lewis-Huntington Local	\$228,761
045591	Rittman Exempted Village	\$224,572
048447	River Valley Local	\$353,686
046482	River View Local	\$438,175
047514	Riverdale Local	\$222,259
047894	Riverside Local	\$837,960
048090	Riverside Local	\$142,185
047944	Rock Hill Local	\$346,013
044701	Rocky River City	\$708,599
047308	Rolling Hills Local	\$383,649
049213	Rootstown Local	\$244,535
046144	Ross Local	\$555,319
045609	Rossford Exempted Village	\$338,735
049817	Russia Local	\$70,208
044735	Salem City	\$484,944
044743	Sandusky City	\$886,005
049940	Sandy Valley Local	\$290,671
049130	Scioto Valley Local	\$337,301
048355	Sebring Local	\$128,279
049684	Seneca East Local	\$185,778

(continued)

IRN	District	Federal Aid Amount
046003	Shadyside Local	\$159,734
044750	Shaker Heights City	\$1,281,189
045799	Shawnee Local	\$491,779
044768	Sheffield-Sheffield Lake City	\$351,486
044776	Shelby City	\$430,642
044784	Sidney City	\$885,566
046607	Solon City	\$845,973
044800	South-Western City	\$5,214,978
047738	South Central Local	\$158,530
044792	South Euclid-Lyndhurst City	\$913,387
047951	South Point Local	\$351,557
048363	South Range Local	\$245,245
050583	Southeast Local	\$372,149
049221	Southeast Local	\$337,450
046276	Southeastern Local	\$171,428
049528	Southeastern Local	\$241,549
046441	Southern Local	\$189,020
049064	Southern Local	\$177,935
048538	Southern Local	\$157,344
050237	Southington Local	\$101,301
048041	Southwest Licking Local	\$854,792
047381	Southwest Local	\$858,792
045807	Spencerville Local	\$204,501
050427	Springboro Community City	\$1,078,109
044818	Springfield City School District	\$2,066,318
048371	Springfield Local	\$207,369
048223	Springfield Local	\$988,023
050062	Springfield Local	\$601,760
044719	St Bernard-Elmwood Place City	\$362,296
045997	St Clairsville-Richland City	\$364,810
048587	St Henry Consolidated Local	\$179,355
044727	St Marys City	\$463,376
044826	Steubenville City	\$622,588
044834	Stow-Munroe Falls City School District	\$1,070,556
050294	Strasburg-Franklin Local	\$121,505
049239	Streetsboro City	\$446,875
044842	Strongsville City	\$1,081,188

(continued)

IRN	District	Federal Aid Amount
044859	Struthers City	\$422,928
050658	Stryker Local	\$81,415
047092	Swanton Local	\$300,564
048652	Switzerland of Ohio Local	\$538,923
044867	Sycamore Community City	\$1,269,578
044875	Sylvania Schools	\$1,611,974
047969	Symmes Valley Local	\$175,243
046151	Talawanda City	\$577,013
044883	Tallmadge City	\$484,205
049098	Teays Valley Local	\$773,219
046243	Tecumseh Local	\$644,999
047399	Three Rivers Local	\$443,587
044891	Tiffin City	\$667,926
045617	Tipp City Exempted Village	\$498,042
044909	Toledo City	\$6,666,381
044917	Toronto City	\$183,269
091397	Tri-County North Local	\$169,500
048876	Tri-Valley Local	\$664,688
046680	Tri-Village Local	\$154,063
046201	Triad Local	\$184,402
045922	Trimble Local	\$217,636
050591	Triway Local	\$350,575
048694	Trotwood-Madison City	\$703,595
044925	Troy City	\$994,268
050302	Tuscarawas Valley Local	\$256,941
049957	Tuslaw Local	\$282,932
049296	Twin Valley Community Local	\$180,365
050070	Twinsburg City	\$762,493
049536	Union-Scioto Local	\$454,764
046011	Union Local	\$298,687
046458	United Local	\$233,846
044933	Upper Arlington City	\$1,438,433
045625	Upper Sandusky Exempted Village	\$352,410
047522	Upper Scioto Valley Local	\$122,738
044941	Urbana City	\$488,713
049643	Valley Local	\$211,511

(continued)

IRN	District	Federal Aid Amount
048744	Valley View Local	\$373,645
047464	Van Buren Local	\$192,982
044966	Van Wert City	\$476,843
044958	Vandalia-Butler City	\$665,534
047472	Vanlue Local	\$45,405
046821	Vermilion Local	\$418,647
045633	Versailles Exempted Village	\$226,524
050393	Vinton County Local	\$508,254
044974	Wadsworth City	\$926,132
046904	Walnut Township Local	\$120,221
044982	Wapakoneta City	\$630,900
044990	Warren City	\$1,359,117
050500	Warren Local	\$416,752
045005	Warrensville Heights City	\$426,129
049650	Washington-Nile Local	\$343,047
045013	Washington Court House City	\$539,976
048231	Washington Local	\$1,674,357
049247	Waterloo Local	\$242,521
045641	Wauseon Exempted Village	\$365,787
049148	Waverly City	\$441,762
050468	Wayne Local	\$263,436
049031	Wayne Trace Local	\$227,959
045971	Waynesfield-Goshen Local	\$92,880
050252	Weathersfield Local	\$192,216
045658	Wellington Exempted Village	\$233,895
045021	Wellston City	\$355,387
045039	Wellsville Local	\$189,194
048389	West Branch Local	\$414,728
045054	West Carrollton City	\$881,425
046359	West Clermont Local	\$1,811,906
047225	West Geauga Local	\$425,625
047696	West Holmes Local	\$545,675
046219	West Liberty-Salem Local	\$222,044
048884	West Muskingum Local	\$311,851
046060	Western Brown Local	\$663,914
049155	Western Local	\$195,418
047746	Western Reserve Local	\$231,903

(continued)

IRN	District	Federal Aid Amount
048397	Western Reserve Local	\$124,523
045047	Westerville City	\$3,232,683
049106	Westfall Local	\$286,317
045062	Westlake City	\$823,467
049668	Wheelersburg Local	\$306,025
045070	Whitehall City	\$832,301
045088	Wickliffe City	\$416,193
045096	Willard City	\$363,877
046367	Williamsburg Local	\$215,413
045104	Willoughby-Eastlake City	\$1,775,302
045112	Wilmington City	\$622,668
045666	Windham Exempted Village	\$129,999
044081	Winton Woods City	\$884,407
050518	Wolf Creek Local	\$123,132
049577	Woodmore Local	\$187,802
049973	Woodridge Local	\$418,473
045120	Wooster City	\$854,158
045138	Worthington City	\$2,113,221
046524	Wynford Local	\$234,845
045146	Wyoming City	\$339,199
045153	Xenia Community City	\$1,060,133
045674	Yellow Springs Exempted Village	\$139,099
045161	Youngstown City	\$1,956,620
049544	Zane Trace Local	\$297,211
045179	Zanesville City	\$999,604

Appendix F: State Aid for Recipients by Resident District (FY 2019)

IRN	District	Total State Funding
045187	Ada Ex Vill SD	\$0
049494	Adena Local SD	\$34,558
043489	Akron City SD	\$967,858
045906	Alexander Local SD	\$0
045757	Allen East Local SD	\$29,226
043497	Alliance City SD	\$8,374
046847	Amanda-Clearcreek Lo	\$30,511
045195	Amherst Ex Vill SD	\$33,584
049759	Anna Local SD	\$2,325
046623	Ansonia Local SD	\$13,454
048207	Anthony Wayne Local	\$87,481
048991	Antwerp Local SD	\$0
047415	Arcadia Local SD	\$18,346
046631	Arcanum Butler Local	\$6,248
047043	Archbold-Area Local	\$18,238
047423	Arlington Local SD	\$0
043505	Ashland City SD	\$17,826
043513	Ashtabula Area City	\$221,595
043521	Athens City SD	\$0
049171	Aurora City SD	\$15,152
048298	Austintown Local SD	\$123,051
048124	Avon Lake City SD	\$36,701
048116	Avon Local SD	\$37,297
046706	Ayersville Local SD	\$0
043539	Barberton City SD	\$104,526
045203	Barnesville Ex Vill	\$0
046300	Batavia Local SD	\$9,490
045765	Bath Local SD	\$25,944
043547	Bay Village City SD	\$29,671
043554	Beachwood City SD	\$39,760
046425	Beaver Local SD	\$5,762
047241	Beavercreek City SD	\$76,586
043562	Bedford City SD	\$44,845
043570	Bellaire Local SD	\$7,422
043588	Bellefontaine City S	\$0
043596	Bellevue City SD	\$29,512

(continued)

IRN	District	Total State Funding
043604	Belpre City SD	\$0
048074	Benjamin Logan Local	\$7,442
048926	Benton Carroll Salem	\$25,898
043612	Berea City SD	\$66,860
047167	Berkshire Local SD	\$31,963
046854	Berne Union Local SD	\$10,758
046318	Bethel-Tate Local SD	\$0
048611	Bethel Local SD	\$23,351
043620	Bexley City SD	\$29,762
046748	Big Walnut Local SD	\$27,044
048462	Black River Local SD	\$35,339
046383	Blanchester Local SD	\$0
049593	Bloom-Vernon Local S	\$39,601
046862	Bloom Carroll Local	\$37,698
050096	Bloomfield-Mespo Loc	\$0
045211	Bluffton Ex Vill SD	\$8,137
048306	Boardman Local SD	\$71,621
049767	Botkins Local SD	\$0
043638	Bowling Green City S	\$98,544
045229	Bradford Ex Vill SD	\$0
043646	Brecksville-Broadvie	\$37,350
045237	Bridgeport Ex Vill S	\$19,985
047613	Bright Local SD	\$0
050112	Bristol Local SD	\$0
050120	Brookfield Local SD	\$0
043653	Brooklyn City SD	\$4,994
048678	Brookville Local SD	\$7,392
046177	Brown Local SD	\$5,071
043661	Brunswick City SD	\$56,196
043679	Bryan City SD	\$34,964
046508	Buckeye Central Loca	\$27,297
045856	Buckeye Local SD	\$33,110
047787	Buckeye Local SD	\$43,832
048470	Buckeye Local SD	\$24,894
046755	Buckeye Valley Local	\$30,643
043687	Bucyrus City SD	\$44,418
045252	Caldwell Ex Vill SD	\$0

(continued)

IRN	District	Total State Funding
043695	Cambridge City SD	\$0
043703	Campbell City SD	\$42,975
046946	Canal Winchester Loc	\$56,271
048314	Canfield Local SD	\$74,850
043711	Canton City SD	\$173,069
049833	Canton Local SD	\$19,499
047175	Cardinal Local SD	\$15,791
048793	Cardington-Lincoln L	\$19,223
045260	Carey Ex Vill SD	\$62,353
050419	Carlisle Local SD	\$20,349
045278	Carrollton Ex Vill S	\$12,262
047258	Cedar Cliff Local SD	\$17,470
043729	Celina City SD	\$33,472
047829	Centerburg Local SD	\$21,986
043737	Centerville City SD	\$14,758
046714	Central Local SD	\$5,612
045286	Chagrin Falls Ex Vil	\$17,245
050138	Champion Local SD	\$0
047183	Chardon Local SD	\$43,412
045294	Chesapeake Union Ex	\$0
043745	Chillicothe City SD	\$87,520
050534	Chippewa Local SD	\$50,129
043752	Cincinnati City SD	\$1,844,286
043760	Circleville City SD	\$44,121
046284	Clark-Shawnee Local	\$23,295
049601	Clay Local SD	\$64,088
043778	Claymont City SD	\$20,131
049411	Clear Fork Valley Lo	\$28,944
048132	Clearview Local SD	\$3,483
046326	Clermont-Northeaster	\$51,150
043794	Cleveland Hts-Univ H	\$928,001
043786	Cleveland Municipal	\$2,569,679
046391	Clinton-Massie Local	\$14,799
048488	Cloverleaf Local SD	\$22,661
045302	Clyde-Green Springs	\$12,960
045310	Coldwater Ex Vill SD	\$0
064964	College Corner Local	\$0

(continued)

IRN	District	Total State Funding
046516	Colonel Crawford Loc	\$3,597
048140	Columbia Local SD	\$2,913
045328	Columbiana Ex Vill S	\$27,323
043802	Columbus City SD	\$1,215,153
049312	Columbus Grove Local	\$0
043810	Conneaut Area City S	\$7,119
047548	Conotton Valley Unio	\$0
049320	Continental Local SD	\$0
049981	Copley-Fairlawn City	\$14,373
047431	Cory-Rawson Local SD	\$1,327
043828	Coshocton City SD	\$0
049999	Coventry Local SD	\$54,261
045336	Covington Ex Vill SD	\$24,166
045344	Crestline Ex Vill SD	\$132,485
046433	Crestview Local SD	\$0
049429	Crestview Local SD	\$13,918
050351	Crestview Local SD	\$0
049189	Crestwood Local SD	\$12,187
045351	Crooksville Ex Vill	\$0
043836	Cuyahoga Falls City	\$174,586
046557	Cuyahoga Heights Loc	\$2,451
050542	Dalton Local SD	\$7,344
048934	Danbury Local SD	\$0
047837	Danville Local SD	\$0
047928	Dawson-Bryant Local	\$0
043844	Dayton City SD	\$824,500
043851	Deer Park Community	\$31,548
043869	Defiance City SD	\$128,929
043877	Delaware City SD	\$173,983
043885	Delphos City SD	\$61,329
043893	Dover City SD	\$0
047027	Dublin City SD	\$104,285
043901	East Cleveland City	\$69,531
046409	East Clinton Local S	\$0
069682	East Guernsey Local	\$0
047688	East Holmes Local SD	\$3,908

(continued)

IRN	District	Total State Funding
047845	East Knox Local SD	\$12,123
043919	East Liverpool City	\$0
048835	East Muskingum Local	\$0
043927	East Palestine City	\$0
046037	Eastern Local SD	\$8,636
048512	Eastern Local SD	\$0
049122	Eastern Local SD	\$34,496
050674	Eastwood Local SD	\$16,707
043935	Eaton Community Scho	\$5,310
050617	Edgerton Local SD	\$29,916
046094	Edgewood City SD	\$18,490
046789	Edison Local SD	\$1,970
047795	Edison Local SD	\$42,175
050625	Edon-Northwest Local	\$28,049
048413	Elgin Local SD	\$14,489
045773	Elida Local SD	\$138,998
050682	Elmwood Local SD	\$10,449
043943	Elyria City SD	\$271,915
043950	Euclid City SD	\$290,332
047050	Evergreen Local SD	\$22,018
050328	Fairbanks Local SD	\$8,672
043968	Fairborn City SD	\$50,976
046102	Fairfield City SD	\$178,036
047621	Fairfield Local SD	\$0
046870	Fairfield Union Loca	\$9,576
047936	Fairland Local SD	\$0
049775	Fairlawn Local SD	\$6,444
049841	Fairless Local SD	\$8,846
045369	Fairport Harbor Ex V	\$28,498
043976	Fairview Park City S	\$9,740
047068	Fayette Local SD	\$0
046045	Fayetteville-Perry L	\$24,716
045914	Federal Hocking Loca	\$0
046334	Felicity-Franklin Lo	\$9,333
049197	Field Local SD	\$42,074
043984	Findlay City SD	\$48,148
047332	Finneytown Local SD	\$67,381

(continued)

IRN	District	Total State Funding
048157	Firelands Local SD	\$40,594
047340	Forest Hills Local S	\$270,767
050484	Fort Frye Local SD	\$0
049783	Fort Loramie Local S	\$0
048595	Fort Recovery Local	\$16,525
043992	Fostoria City SD	\$143,637
046649	Franklin-Monroe Loca	\$0
044008	Franklin City SD	\$17,389
048843	Franklin Local SD	\$8,480
047852	Fredericktown Local	\$3,935
044016	Fremont City SD	\$111,218
050492	Frontier Local SD	\$0
046961	Gahanna-Jefferson Ci	\$175,438
044024	Galion City SD	\$63,028
065680	Gallia County Local	\$0
044032	Gallipolis City SD	\$5,702
050278	Garaway Local SD	\$3,824
044040	Garfield Heights Cit	\$114,018
044057	Geneva Area City SD	\$32,002
048942	Genoa Area Local SD	\$11,025
045377	Georgetown Ex Vill S	\$20,569
045385	Gibsonburg Ex Vill S	\$10,268
044065	Girard City SD	\$14,746
046342	Goshen Local SD	\$13,562
046193	Graham Local SD	\$4,337
045864	Grand Valley Local S	\$4,824
044073	Grandview Heights Ci	\$1,228
045393	Granville Ex Vill SD	\$61,482
049619	Green Local SD	\$15,482
050013	Green Local SD	\$61,088
050559	Green Local SD	\$19,784
047266	Greeneview Local SD	\$26,856
045401	Greenfield Ex Vill S	\$0
046235	Greenon Local SD	\$18,904
044099	Greenville City SD	\$55,946
046979	Groveport Madison Lo	\$90,384
044107	Hamilton City SD	\$267,726

(continued)

IRN	District	Total State Funding
046953	Hamilton Local SD	\$99,099
049791	Hardin-Houston Local	\$49,198
047498	Hardin Northern Loca	\$0
045245	Harrison Hills City	\$5,804
044115	Heath City SD	\$39,769
045419	Hicksville Ex Vill S	\$0
048496	Highland Local SD	\$41,536
048801	Highland Local SD	\$5,511
047019	Hilliard City SD	\$307,075
044123	Hillsboro City SD	\$20,608
045823	Hillsdale Local SD	\$16,001
047571	Holgate Local SD	\$6,324
049700	Hopewell-Loudon Loca	\$27,658
050161	Howland Local SD	\$3,987
045427	Hubbard Ex Vill SD	\$18,450
048751	Huber Heights City S	\$49,651
050021	Hudson City SD	\$58,562
049502	Huntington Local SD	\$0
044131	Huron City SD	\$7,174
046565	Independence Local S	\$5,951
047803	Indian Creek Local S	\$128,317
045435	Indian Hill Ex Vill	\$7,687
048082	Indian Lake Local SD	\$0
050286	Indian Valley Local	\$15,186
044149	Ironton City SD	\$0
048322	Jackson-Milton Local	\$6,078
049809	Jackson Center Local	\$0
044156	Jackson City SD	\$84,487
049858	Jackson Local SD	\$34,311
049205	James A Garfield Loc	\$6,004
045872	Jefferson Area Local	\$4,954
048256	Jefferson Local SD	\$14,907
048686	Jefferson Township L	\$32,226
049338	Jennings Local SD	\$0
047985	Johnstown-Monroe Loc	\$31,958
048264	Jonathan Alder Local	\$14,614

(continued)

IRN	District	Total State Funding
050179	Joseph Badger Local	\$0
049346	Kalida Local SD	\$0
046797	Kelleys Island Local	\$0
047191	Kenston Local SD	\$41,863
044164	Kent City SD	\$31,143
044172	Kenton City SD	\$9,023
044180	Kettering City SD	\$23,539
048165	Keystone Local SD	\$15,032
050435	Kings Local SD	\$51,088
047878	Kirtland Local SD	\$13,000
050245	La Brae Local SD	\$14,025
049866	Lake Local SD	\$93,002
050690	Lake Local SD	\$0
050187	Lakeview Local SD	\$0
044198	Lakewood City SD	\$80,057
047993	Lakewood Local SD	\$36,913
046110	Lakota Local SD	\$318,459
049569	Lakota Local SD	\$0
044206	Lancaster City SD	\$96,935
044214	Lebanon City SD	\$94,657
045443	Leetonia Ex Vill SD	\$1,251
049353	Leipsic Local SD	\$30,123
049437	Lexington Local SD	\$61,233
047449	Liberty Benton Local	\$0
047589	Liberty Center Local	\$25,056
050195	Liberty Local SD	\$18,046
046888	Liberty Union-Thurst	\$21,533
048009	Licking Heights Loca	\$40,657
048017	Licking Valley Local	\$45,825
044222	Lima City SD	\$435,410
050369	Lincolnview Local SD	\$3,634
045450	Lisbon Ex Vill SD	\$7,910
050443	Little Miami Local S	\$120,317
044230	Lockland City SD	\$0
044248	Logan-Hocking Local	\$10,037
049080	Logan Elm Local SD	\$23,055
044255	London City SD	\$0

(continued)

IRN	District	Total State Funding
044263	Lorain City SD	\$421,024
050203	Lordstown Local SD	\$0
045468	Loudonville-Perrysvi	\$16,905
049874	Louisville City SD	\$11,222
044271	Loveland City SD	\$127,934
048330	Lowellville Local SD	\$9,128
049445	Lucas Local SD	\$2,557
047639	Lynchburg-Clay Local	\$0
048702	Mad River Local SD	\$19,953
044289	Madeira City SD	\$32,189
048272	Madison-Plains Local	\$2,976
046128	Madison Local SD	\$16,162
047886	Madison Local SD	\$26,831
049452	Madison Local SD	\$91,518
000442	Manchester Local SD	\$0
050005	Manchester Local SD	\$36,500
044297	Mansfield City SD	\$510,781
044305	Maple Heights City S	\$38,296
045831	Mapleton Local SD	\$9,382
050211	Maplewood Local SD	\$0
046805	Margaretta Local SD	\$33,348
044313	Mariemont City SD	\$12,949
044321	Marietta City SD	\$0
044339	Marion City SD	\$0
048553	Marion Local SD	\$0
049882	Marlington Local SD	\$60,545
044347	Martins Ferry City S	\$49,321
045476	Marysville Ex Vill S	\$17,396
050450	Mason City SD	\$143,795
044354	Massillon City SD	\$7,246
050153	Mathews Local SD	\$0
044362	Maumee City SD	\$26,876
044370	Mayfield City SD	\$23,171
048850	Maysville Local SD	\$21,772
047456	McComb Local SD	\$18,145
050229	McDonald Local SD	\$0
045484	Mechanicsburg Ex Vil	\$7,352

(continued)

IRN	District	Total State Funding
044388	Medina City SD	\$98,176
048520	Meigs Local SD	\$15,660
045492	Mentor Ex Vill SD	\$104,012
048629	Miami East Local SD	\$20,341
046920	Miami Trace Local SD	\$0
044396	Miamisburg City SD	\$22,796
048959	Middle Bass Local SD	\$0
044404	Middletown City SD	\$5,668
048173	Midview Local SD	\$50,062
045500	Milford Ex Vill SD	\$229,883
050633	Millcreek-West Unity	\$15,084
049361	Miller City-New Clev	\$0
045518	Milton-Union Ex Vill	\$5,438
049890	Minerva Local SD	\$8,000
049627	Minford Local SD	\$55,483
045948	Minster Local SD	\$0
046672	Mississinawa Valley	\$0
050039	Mogadore Local SD	\$13,363
050740	Mohawk Local SD	\$5,241
139303	Monroe Local SD	\$26,325
047712	Monroeville Local SD	\$11,054
045526	Montpelier Ex Vill S	\$0
048777	Morgan Local SD	\$0
045534	Mount Gilead Ex Vill	\$29,988
044412	Mount Healthy City S	\$104,148
044420	Mount Vernon City SD	\$22,755
044438	Napoleon City SD	\$10,418
049270	National Trail Local	\$12,253
044446	Nelsonville-York Cit	\$0
046995	New Albany-Plain Loc	\$38,885
044461	New Boston Local SD	\$33,175
045955	New Bremen Local SD	\$5,211
045963	New Knoxville Local	\$0
048710	New Lebanon Local SD	\$2,087
044479	New Lexington City S	\$56,628
047720	New London Local SD	\$0

(continued)

IRN	District	Total State Funding
046136	New Miami Local SD	\$20,587
044487	New Philadelphia Cit	\$0
045559	New Richmond Ex Vill	\$29,280
049718	New Riegel Local SD	\$0
044453	Newark City SD	\$214,204
047217	Newbury Local SD	\$13,356
045542	Newcomerstown Ex Vil	\$0
045567	Newton Falls Ex Vill	\$7,205
048637	Newton Local SD	\$0
044495	Niles City SD	\$7,493
048900	Noble Local SD	\$0
050047	Nordonia Hills City	\$37,449
050708	North Baltimore Loca	\$8,018
048967	North Bass Local SD	\$0
044503	North Canton City SD	\$41,017
050641	North Central Local	\$0
044511	North College Hill C	\$33,492
048025	North Fork Local SD	\$51,180
044529	North Olmsted City S	\$18,222
044537	North Ridgeville Cit	\$133,081
044545	North Royalton City	\$65,781
050336	North Union Local SD	\$0
046250	Northeastern Local S	\$53,351
046722	Northeastern Local S	\$13,507
049056	Northern Local SD	\$36,159
048728	Northmont City SD	\$182,044
048819	Northmor Local SD	\$12,982
048033	Northridge Local SD	\$29,382
048736	Northridge Local SD	\$0
047365	Northwest Local SD	\$413,308
049635	Northwest Local SD	\$143,725
049908	Northwest Local SD	\$38,836
046268	Northwestern Local S	\$29,853
050575	Northwestern Local S	\$18,503
050716	Northwood Local SD	\$0
044552	Norton City SD	\$41,113
044560	Norwalk City SD	\$18,271

(continued)

IRN	District	Total State Funding
050567	Norwayne Local SD	\$20,280
044578	Norwood City SD	\$71,431
047761	Oak Hill Union Local	\$4,122
047373	Oak Hills Local SD	\$562,969
044586	Oakwood City SD	\$0
044594	Oberlin City SD	\$0
061903	Ohio Valley Local SD	\$33,103
049726	Old Fort Local SD	\$10,911
046763	Olentangy Local SD	\$129,072
046573	Olmsted Falls City S	\$51,714
049478	Ontario Local SD	\$7,106
046581	Orange City SD	\$17,783
044602	Oregon City SD	\$31,285
044610	Orrville City SD	\$21,006
049916	Osnaburg Local SD	\$0
050724	Otsego Local SD	\$35,136
049379	Ottawa-Glandorf Loca	\$11,541
048215	Ottawa Hills Local S	\$0
049387	Ottoville Local SD	\$0
044628	Painsville City Loca	\$25,495
049510	Paint Valley Local S	\$7,699
049395	Pandora-Gilboa Local	\$5,321
048579	Parkway Local SD	\$0
044636	Parma City SD	\$509,424
047597	Patrick Henry Local	\$0
045575	Paulding Ex Vill SD	\$39,752
046813	Perkins Local SD	\$28,221
045781	Perry Local SD	\$7,193
047902	Perry Local SD	\$5,999
049924	Perry Local SD	\$5,613
045583	Perrysburg Ex Vill S	\$107,196
047076	Pettisville Local SD	\$11,662
046896	Pickerington Local S	\$120,949
047084	Pike-Delta-York Loca	\$41,716
044644	Piqua City SD	\$141,034
049932	Plain Local SD	\$67,178
048421	Pleasant Local SD	\$4,253

(continued)

IRN	District	Total State Funding
049460	Plymouth-Shiloh Loca	\$7,420
048348	Poland Local SD	\$94,013
044651	Port Clinton City SD	\$9,000
044669	Portsmouth City SD	\$339,557
049288	Preble-Shawnee Local	\$0
044677	Princeton City SD	\$37,055
048975	Put-In-Bay Local SD	\$0
045880	Pymatuning Valley Lo	\$12,391
044685	Ravenna City SD	\$8,381
044693	Reading Community Ci	\$56,537
050054	Revere Local SD	\$8,749
047001	Reynoldsburg City SD	\$47,136
046599	Richmond Heights Loc	\$23,686
048439	Ridgedale Local SD	\$0
047506	Ridgemont Local SD	\$0
046474	Ridgewood Local SD	\$18,744
046078	Ripley-Union-Lewis L	\$24,794
045591	Rittman Ex Vill SD	\$36,321
048447	River Valley Local S	\$4,188
046482	River View Local SD	\$32,324
047514	Riverdale Local SD	\$9,992
047894	Riverside Local SD	\$72,565
048090	Riverside Local SD	\$0
047944	Rock Hill Local SD	\$0
044701	Rocky River City SD	\$9,488
047308	Rolling Hills Local	\$0
049213	Rootstown Local SD	\$8,869
046144	Ross Local SD	\$28,088
045609	Rossford Ex Vill SD	\$11,931
049817	Russia Local SD	\$0
044735	Salem City SD	\$14,526
044743	Sandusky City SD	\$137,404
049940	Sandy Valley Local S	\$25,610
049130	Scioto Valley Local	\$0
048355	Sebring Local SD	\$0
049684	Seneca East Local SD	\$0

(continued)

IRN	District	Total State Funding
046003	Shadyside Local SD	\$12,404
044750	Shaker Heights City	\$145,634
045799	Shawnee Local SD	\$43,321
044768	Sheffield-Sheffield	\$40,364
044776	Shelby City SD	\$91,023
044784	Sidney City SD	\$192,447
046607	Solon City SD	\$23,998
044800	South-Western City S	\$358,026
047738	South Central Local	\$7,702
044792	South Euclid-Lyndhur	\$160,584
047951	South Point Local SD	\$0
048363	South Range Local SD	\$10,070
049221	Southeast Local SD	\$6,716
050583	Southeast Local SD	\$3,726
046276	Southeastern Local S	\$5,478
049528	Southeastern Local S	\$9,404
046441	Southern Local SD	\$0
048538	Southern Local SD	\$0
049064	Southern Local SD	\$0
050237	Southington Local SD	\$6,929
048041	Southwest Licking Lo	\$99,267
047381	Southwest Local SD	\$214,255
045807	Spencerville Local S	\$2,320
050427	Springboro Community	\$53,173
044818	Springfield City SD	\$377,461
048223	Springfield Local SD	\$70,320
048371	Springfield Local SD	\$21,484
050062	Springfield Local SD	\$91,959
044719	St Bernard-Elmwood P	\$148,209
045997	St Clairsville-Richl	\$2,362
048587	St Henry Consolidate	\$0
044727	St Marys City SD	\$9,819
044826	Steubenville City SD	\$114,732
044834	Stow-Munroe Falls Ci	\$45,203
050294	Strasburg-Franklin L	\$5,055
049239	Streetsboro City SD	\$12,353
044842	Strongsville City SD	\$57,742

(continued)

IRN	District	Total State Funding
044859	Struthers City SD	\$93,715
050658	Stryker Local SD	\$42,286
047274	Sugarcreek Local SD	\$14,003
047092	Swanton Local SD	\$15,343
048652	Switzerland Of Ohio	\$15,969
044867	Sycamore Community C	\$22,377
044875	Sylvania City SD	\$97,367
047969	Symmes Valley Local	\$0
046151	Talawanda City SD	\$19,523
044883	Tallmadge City SD	\$80,730
049098	Teays Valley Local S	\$36,410
046243	Tecumseh Local SD	\$35,003
047399	Three Rivers Local S	\$95,041
044891	Tiffin City SD	\$215,607
045617	Tipp City Ex Vill SD	\$25,129
044909	Toledo City SD	\$1,146,430
044917	Toronto City SD	\$60,681
091397	Tri-County North Loc	\$15,966
048876	Tri-Valley Local SD	\$32,501
046680	Tri-Village Local SD	\$7,943
046201	Triad Local SD	\$5,735
045922	Trimble Local SD	\$0
050591	Triway Local SD	\$23,345
048694	Trotwood-Madison Cit	\$33,188
044925	Troy City SD	\$86,623
050302	Tuscarawas Valley Lo	\$0
049957	Tuslaw Local SD	\$3,080
049296	Twin Valley Communit	\$6,024
050070	Twinsburg City SD	\$40,980
046011	Union Local SD	\$0
049536	Union Scioto Local S	\$61,990
046458	United Local SD	\$16,885
044933	Upper Arlington City	\$17,203
045625	Upper Sandusky Ex Vi	\$4,042
047522	Upper Scioto Valley	\$0
044941	Urbana City SD	\$56,741
049643	Valley Local SD	\$38,187

(continued)

IRN	District	Total State Funding
048744	Valley View Local SD	\$27,518
047464	Van Buren Local SD	\$0
044966	Van Wert City SD	\$0
044958	Vandalia-Butler City	\$7,127
047472	Vanlue Local SD	\$0
046821	Vermilion Local SD	\$23,883
045633	Versailles Ex Vill S	\$0
050393	Vinton County Local	\$27,535
044974	Wadsworth City SD	\$122,138
046904	Walnut Township Loca	\$0
044982	Wapakoneta City SD	\$11,607
044990	Warren City SD	\$23,877
050500	Warren Local SD	\$0
045005	Warrensville Heights	\$49,065
049650	Washington-Nile Loca	\$156,759
045013	Washington Court Hou	\$0
048231	Washington Local SD	\$86,330
049247	Waterloo Local SD	\$27,470
045641	Wauseon Ex Vill SD	\$232,018
049148	Waverly City SD	\$0
050468	Wayne Local SD	\$6,880
049031	Wayne Trace Local SD	\$33,221
045971	Waynesfield-Goshen L	\$0
050252	Weathersfield Local	\$19,593
045658	Wellington Ex Vill S	\$2,167
045021	Wellston City SD	\$148,014
045039	Wellsville Local SD	\$0
048389	West Branch Local SD	\$27,191
045054	West Carrollton City	\$63,700
046359	West Clermont Local	\$209,655
047225	West Geauga Local SD	\$57,232
047696	West Holmes Local SD	\$4,707
046219	West Liberty-Salem L	\$5,648
048884	West Muskingum Local	\$25,640
046060	Western Brown Local	\$27,088
049155	Western Local SD	\$0

(continued)

IRN	District	Total State Funding
047746	Western Reserve Loca	\$0
048397	Western Reserve Loca	\$0
045047	Westerville City SD	\$277,001
049106	Westfall Local SD	\$0
045062	Westlake City SD	\$23,311
049668	Wheelersburg Local S	\$37,220
045070	Whitehall City SD	\$48,858
045088	Wickliffe City SD	\$37,031
045096	Willard City SD	\$65,139
046367	Williamsburg Local S	\$7,454
045104	Willoughby-Eastlake	\$177,298
045112	Wilmington City SD	\$14,661
045666	Windham Ex Vill SD	\$21,983
044081	Winton Woods City SD	\$252,654
050518	Wolf Creek Local SD	\$0
049577	Woodmore Local SD	\$16,244
049973	Woodridge Local SD	\$17,340
045120	Wooster City SD	\$57,874
045138	Worthington City SD	\$115,130
046524	Wynford Local SD	\$0
045146	Wyoming City SD	\$21,677
045153	Xenia Community City	\$122,363
045674	Yellow Springs Ex Vi	\$3,021
045161	Youngstown City SD	\$1,226,196
049544	Zane Trace Local SD	\$68,346
045179	Zanesville City SD	\$77,243

Appendix G: Full-Year Program Enrollment by Resident District (FY 2019)

IRN	Public District of Residence	1 Year	2 Years	3-4 Years	5+ Years
061903	Adams County Ohio Valley Local	<10	<10	<10	<10
049494	Adena Local	<10	<10	<10	<10
043489	Akron City	43	23	38	16
045757	Allen East Local	<10	<10	<10	<10
043497	Alliance City	<10	<10	<10	<10
046847	Amanda-Clearcreek Local	<10	<10	<10	<10
045195	Amherst Exempted Village	<10	<10	<10	<10
049759	Anna Local	<10	<10	<10	<10
046623	Ansonia Local	<10	<10	<10	<10
048207	Anthony Wayne Local	11	<10	<10	<10
047415	Arcadia Local	<10	<10	<10	<10
046631	Arcanum-Butler Local	<10	<10	<10	<10
047043	Archbold-Area Local	<10	<10	<10	<10
043505	Ashland City	<10	<10	<10	<10
043513	Ashtabula Area City	<10	<10	<10	18
049171	Aurora City	<10	<10	<10	<10
048298	Austintown Local Schools	<10	<10	<10	<10
048124	Avon Lake City	<10	<10	<10	<10
048116	Avon Local	<10	<10	<10	<10
046706	Ayersville Local	<10	<10	<10	<10
043539	Barberton City	<10	<10	<10	<10
045765	Bath Local	<10	<10	<10	<10
043547	Bay Village City	<10	<10	<10	<10
043554	Beachwood City	19	13	16	11
046425	Beaver Local	<10	<10	<10	<10
047241	Beavercreek City	10	10	10	<10
043562	Bedford City	<10	<10	<10	<10
043570	Bellaire Local	<10	<10	<10	<10
047274	Bellbrook-Sugarcreek Local	<10	<10	<10	<10
043596	Bellevue City	<10	<10	<10	<10
048074	Benjamin Logan Local	<10	<10	<10	<10
048926	Benton Carroll Salem Local	<10	<10	<10	<10
043612	Berea City	<10	<10	<10	<10
047167	Berkshire Local	<10	<10	<10	<10

(continued)

IRN	Public District of Residence	1 Year	2 Years	3-4 Years	5+ Years
046854	Berne Union Local	<10	<10	<10	<10
048611	Bethel Local	<10	<10	<10	<10
043620	Bexley City	<10	<10	<10	<10
046748	Big Walnut Local	<10	<10	<10	<10
048462	Black River Local	<10	<10	<10	<10
046862	Bloom-Carroll Local	<10	<10	<10	<10
049593	Bloom-Vernon Local	<10	<10	<10	<10
045211	Bluffton Exempted Village	<10	<10	<10	<10
048306	Boardman Local	<10	<10	<10	<10
043638	Bowling Green City School District	<10	11	<10	<10
043646	Brecksville-Broadview Heights City	11	11	<10	<10
045237	Bridgeport Exempted Village	<10	<10	<10	<10
043653	Brooklyn City	<10	<10	<10	<10
048678	Brookville Local	<10	<10	<10	<10
046177	Brown Local	<10	<10	<10	<10
043661	Brunswick City	<10	<10	<10	<10
043679	Bryan City	<10	<10	<10	<10
046508	Buckeye Central Local	<10	<10	<10	<10
045856	Buckeye Local	<10	<10	<10	<10
047787	Buckeye Local	<10	<10	<10	<10
048470	Buckeye Local	<10	<10	<10	<10
046755	Buckeye Valley Local	<10	<10	<10	<10
043687	Bucyrus City	<10	<10	<10	<10
043703	Campbell City	<10	<10	<10	<10
046946	Canal Winchester Local	<10	<10	<10	<10
048314	Canfield Local	<10	<10	10	<10
043711	Canton City	<10	<10	<10	<10
049833	Canton Local	<10	<10	<10	<10
047175	Cardinal Local	<10	<10	<10	<10
048793	Cardington-Lincoln Local	<10	<10	<10	<10
045260	Carey Exempted Village Schools	<10	<10	<10	<10
050419	Carlisle Local	<10	<10	<10	<10
045278	Carrollton Exempted Village	<10	<10	<10	<10
047258	Cedar Cliff Local	<10	<10	<10	<10
043729	Celina City	<10	<10	<10	<10
047829	Centerburg Local	<10	<10	<10	<10

(continued)

IRN	Public District of Residence	1 Year	2 Years	3-4 Years	5+ Years
043737	Centerville City	<10	<10	<10	<10
046714	Central Local	<10	<10	<10	<10
045286	Chagrin Falls Exempted Village	<10	<10	<10	<10
047183	Chardon Local	<10	<10	<10	<10
043745	Chillicothe City	<10	<10	<10	<10
050534	Chippewa Local	<10	<10	<10	<10
043752	Cincinnati Public Schools	88	77	103	81
043760	Circleville City	<10	<10	<10	<10
046284	Clark-Shawnee Local	<10	<10	<10	<10
049601	Clay Local	<10	<10	<10	<10
043778	Claymont City	<10	<10	<10	<10
049411	Clear Fork Valley Local	<10	<10	<10	<10
048132	Clearview Local	<10	<10	<10	<10
046326	Clermont Northeastern Local	<10	<10	<10	<10
043794	Cleveland Heights-University Heights City	55	54	70	47
043786	Cleveland Municipal	133	59	73	19
046391	Clinton-Massie Local	<10	<10	<10	<10
048488	Cloverleaf Local	<10	<10	<10	<10
045302	Clyde-Green Springs Exempted Village	<10	<10	<10	<10
046516	Colonel Crawford Local	<10	<10	<10	<10
048140	Columbia Local	<10	<10	<10	<10
045328	Columbiana Exempted Village	<10	<10	<10	<10
043802	Columbus City School District	85	47	53	27
043810	Conneaut Area City	<10	<10	<10	<10
049981	Copley-Fairlawn City	<10	<10	<10	<10
047431	Cory-Rawson Local	<10	<10	<10	<10
049999	Coventry Local	<10	<10	<10	<10
045336	Covington Exempted Village	<10	<10	<10	<10
045344	Crestline Exempted Village	<10	<10	<10	<10
049429	Crestview Local	<10	<10	<10	<10
049189	Crestwood Local	<10	<10	<10	<10
043836	Cuyahoga Falls City	16	<10	<10	<10
046557	Cuyahoga Heights Local	<10	<10	<10	<10
050542	Dalton Local	<10	<10	<10	<10
043844	Dayton City	29	26	33	<10
043851	Deer Park Community City	<10	<10	<10	<10

(continued)

IRN	Public District of Residence	1 Year	2 Years	3-4 Years	5+ Years
043869	Defiance City	<10	<10	<10	<10
043877	Delaware City	<10	<10	<10	<10
043885	Delphos City	<10	<10	<10	<10
047027	Dublin City	<10	12	14	<10
043901	East Cleveland City School District	<10	<10	<10	<10
047688	East Holmes Local	<10	<10	<10	<10
047845	East Knox Local	<10	<10	<10	<10
046037	Eastern Local School District	<10	<10	<10	<10
049122	Eastern Local School District	<10	<10	<10	<10
050674	Eastwood Local	<10	<10	<10	<10
043935	Eaton Community City	<10	<10	<10	<10
050617	Edgerton Local	<10	<10	<10	<10
046094	Edgewood City	<10	<10	<10	<10
047795	Edison Local	<10	<10	<10	<10
046789	Edison Local (formerly Berlin-Milan)	<10	<10	<10	<10
050625	Edon Northwest Local	<10	<10	<10	<10
048413	Elgin Local	<10	<10	<10	<10
045773	Elida Local	<10	<10	13	<10
050682	Elmwood Local	<10	<10	<10	<10
043943	Elyria City Schools	10	14	<10	<10
043950	Euclid City	16	11	12	<10
047050	Evergreen Local	<10	<10	<10	<10
050328	Fairbanks Local	<10	<10	<10	<10
043968	Fairborn City	<10	<10	<10	<10
046102	Fairfield City	11	10	12	<10
046870	Fairfield Union Local	<10	<10	<10	<10
049775	Fairlawn Local	<10	<10	<10	<10
049841	Fairless Local	<10	<10	<10	<10
045369	Fairport Harbor Exempted Village	<10	<10	<10	<10
043976	Fairview Park City	<10	<10	<10	<10
046045	Fayetteville-Perry Local	<10	<10	<10	<10
046334	Felicity-Franklin Local	<10	<10	<10	<10
049197	Field Local	<10	<10	<10	<10
043984	Findlay City	<10	<10	<10	<10
047332	Finneytown Local	<10	<10	<10	<10
048157	Firelands Local	<10	<10	<10	<10
047340	Forest Hills Local	19	18	21	11

(continued)

IRN	Public District of Residence	1 Year	2 Years	3-4 Years	5+ Years
048595	Fort Recovery Local	<10	<10	<10	<10
043992	Fostoria City	<10	<10	<10	<10
044008	Franklin City	<10	<10	<10	<10
048843	Franklin Local	<10	<10	<10	<10
047852	Fredericktown Local	<10	<10	<10	<10
044016	Fremont City	<10	<10	14	<10
046961	Gahanna-Jefferson City	<10	18	21	<10
044024	Galion City	<10	<10	<10	<10
044032	Gallipolis City	<10	<10	<10	<10
050278	Garaway Local	<10	<10	<10	<10
044040	Garfield Heights City Schools	<10	<10	<10	<10
044057	Geneva Area City	<10	<10	<10	<10
048942	Genoa Area Local	<10	<10	<10	<10
045377	Georgetown Exempted Village	<10	<10	<10	<10
045385	Gibsonburg Exempted Village	<10	<10	<10	<10
044065	Girard City School District	<10	<10	<10	<10
046342	Goshen Local	<10	<10	<10	<10
046193	Graham Local	<10	<10	<10	<10
045864	Grand Valley Local	<10	<10	<10	<10
044073	Grandview Heights Schools	<10	<10	<10	<10
045393	Granville Exempted Village	<10	<10	<10	<10
049619	Green Local	<10	<10	<10	<10
050013	Green Local	<10	<10	<10	<10
050559	Green Local	<10	<10	<10	<10
047266	Greeneview Local	<10	<10	<10	<10
046235	Greenon Local	<10	<10	<10	<10
044099	Greenville City	<10	<10	<10	<10
046979	Groveport Madison Local	<10	<10	<10	<10
044107	Hamilton City	10	<10	10	<10
046953	Hamilton Local	<10	<10	<10	<10
049791	Hardin-Houston Local	<10	<10	<10	<10
045245	Harrison Hills City	<10	<10	<10	<10
044115	Heath City	<10	<10	<10	<10
048496	Highland Local	<10	<10	11	<10
048801	Highland Local	<10	<10	<10	<10
047019	Hilliard City	28	<10	<10	20
044123	Hillsboro City	<10	<10	<10	<10

(continued)

IRN	Public District of Residence	1 Year	2 Years	3-4 Years	5+ Years
045823	Hillsdale Local	<10	<10	<10	<10
047571	Holgate Local	<10	<10	<10	<10
049700	Hopewell-Loudon Local	<10	<10	<10	<10
050161	Howland Local	<10	<10	<10	<10
045427	Hubbard Exempted Village	<10	<10	<10	<10
048751	Huber Heights City	<10	<10	<10	<10
050021	Hudson City	<10	<10	<10	<10
044131	Huron City Schools	<10	<10	<10	<10
046565	Independence Local	<10	<10	<10	<10
047803	Indian Creek Local	<10	<10	<10	<10
045435	Indian Hill Exempted Village	<10	<10	<10	<10
048082	Indian Lake Local	<10	<10	<10	<10
050286	Indian Valley Local	<10	<10	<10	<10
048322	Jackson-Milton Local	<10	<10	<10	<10
044156	Jackson City	<10	<10	<10	<10
049858	Jackson Local	<10	<10	<10	<10
049205	James A Garfield Local	<10	<10	<10	<10
045872	Jefferson Area Local	<10	<10	<10	<10
048256	Jefferson Local	<10	<10	<10	<10
048686	Jefferson Township Local	<10	<10	<10	<10
047985	Johnstown-Monroe Local	<10	<10	<10	<10
048264	Jonathan Alder Local	<10	<10	<10	<10
047191	Kenston Local	<10	<10	12	<10
044164	Kent City	<10	<10	<10	<10
044172	Kenton City	<10	<10	<10	<10
044180	Kettering City School District	<10	<10	<10	<10
048165	Keystone Local	<10	<10	<10	<10
050435	Kings Local	13	<10	<10	<10
047878	Kirtland Local	<10	<10	<10	<10
050245	LaBrae Local	<10	<10	<10	<10
049866	Lake Local	<10	<10	<10	<10
044198	Lakewood City	<10	<10	<10	<10
047993	Lakewood Local	<10	<10	<10	<10
046110	Lakota Local	18	21	23	<10
044206	Lancaster City	<10	<10	<10	<10
044214	Lebanon City	<10	<10	<10	<10

(continued)

IRN	Public District of Residence	1 Year	2 Years	3-4 Years	5+ Years
045443	Leetonia Exempted Village	<10	<10	<10	<10
049353	Leipsic Local	<10	<10	<10	<10
049437	Lexington Local	<10	<10	<10	<10
047589	Liberty Center Local	<10	<10	<10	<10
050195	Liberty Local	<10	<10	<10	<10
046888	Liberty Union-Thurston Local	<10	<10	<10	<10
048009	Licking Heights Local	<10	<10	<10	<10
048017	Licking Valley Local	<10	<10	<10	<10
044222	Lima City	<10	19	14	<10
050369	Lincolnview Local	<10	<10	<10	<10
045450	Lisbon Exempted Village	<10	<10	<10	<10
050443	Little Miami Local	30	<10	<10	<10
044248	Logan-Hocking Local	<10	<10	<10	<10
049080	Logan Elm Local	<10	<10	<10	<10
044263	Lorain City	17	13	<10	<10
045468	Loudonville-Perrysville Exempted Village	<10	<10	<10	<10
049874	Louisville City	<10	<10	<10	<10
044271	Loveland City	18	<10	<10	<10
048330	Lowellville Local	<10	<10	<10	<10
049445	Lucas Local	<10	<10	<10	<10
048702	Mad River Local	<10	<10	<10	<10
044289	Madeira City	<10	<10	<10	<10
048272	Madison-Plains Local	<10	<10	<10	<10
046128	Madison Local	<10	<10	<10	<10
049452	Madison Local	<10	<10	<10	<10
047886	Madison Local	<10	<10	<10	<10
050005	Manchester Local	<10	<10	<10	<10
044297	Mansfield City	27	<10	13	15
044305	Maple Heights City	<10	<10	<10	<10
045831	Mapleton Local	<10	<10	<10	<10
046805	Margaretta Local	<10	<10	<10	<10
044313	Mariemont City	<10	<10	<10	<10
049882	Marlington Local	<10	<10	<10	<10
044347	Martins Ferry City	<10	<10	<10	<10
045476	Marysville Exempted Village	<10	<10	<10	<10
050450	Mason City	14	<10	<10	<10
044354	Massillon City	<10	<10	<10	<10

(continued)

IRN	Public District of Residence	1 Year	2 Years	3-4 Years	5+ Years
044362	Maumee City	<10	<10	<10	<10
044370	Mayfield City	<10	<10	11	<10
048850	Maysville Local	<10	<10	<10	<10
047456	McComb Local	<10	<10	<10	<10
045484	Mechanicsburg Exempted Village	<10	<10	<10	<10
044388	Medina City SD	<10	<10	<10	<10
048520	Meigs Local	<10	<10	<10	<10
045492	Mentor Exempted Village	<10	10	<10	<10
048629	Miami East Local	<10	<10	<10	<10
044396	Miamisburg City	<10	<10	<10	<10
044404	Middletown City	<10	<10	<10	<10
048173	Midview Local	<10	<10	<10	<10
045500	Milford Exempted Village	<10	<10	10	<10
050633	Millcreek-West Unity Local	<10	<10	<10	<10
045518	Milton-Union Exempted Village	<10	<10	<10	<10
049890	Minerva Local	<10	<10	<10	<10
049627	Minford Local	<10	<10	<10	<10
050740	Mohawk Local	<10	<10	<10	<10
139303	Monroe Local	<10	<10	<10	<10
047712	Monroeville Local	<10	<10	<10	<10
045534	Mount Gilead Exempted Village	<10	<10	<10	<10
044420	Mount Vernon City	<10	<10	<10	<10
044412	Mt Healthy City	<10	<10	<10	<10
044438	Napoleon Area City	<10	<10	<10	<10
049270	National Trail Local	<10	<10	<10	<10
046995	New Albany-Plain Local	<10	<10	<10	<10
044461	New Boston Local	<10	<10	<10	<10
045955	New Bremen Local	<10	<10	<10	<10
044479	New Lexington School District	<10	<10	<10	<10
046136	New Miami Local	<10	<10	<10	<10
045559	New Richmond Exempted Village	<10	<10	<10	<10
044453	Newark City	<10	<10	18	<10
047217	Newbury Local	<10	<10	<10	<10
044495	Niles City	<10	<10	<10	<10
050047	Nordonia Hills City	<10	<10	<10	<10
050708	North Baltimore Local	<10	<10	<10	<10
044503	North Canton City	<10	<10	<10	<10

(continued)

IRN	Public District of Residence	1 Year	2 Years	3-4 Years	5+ Years
044511	North College Hill City	<10	<10	<10	<10
048025	North Fork Local	<10	<10	<10	<10
044529	North Olmsted City	<10	<10	<10	<10
044537	North Ridgeville City	10	<10	<10	<10
044545	North Royalton City	<10	<10	13	10
046250	Northeastern Local	<10	<10	<10	<10
046722	Northeastern Local	<10	<10	<10	<10
049056	Northern Local	<10	<10	<10	<10
048728	Northmont City	<10	<10	11	<10
048819	Northmor Local	<10	<10	<10	<10
048033	Northridge Local	<10	<10	<10	<10
049635	Northwest Local	<10	<10	<10	<10
049908	Northwest Local	<10	<10	<10	<10
047365	Northwest Local	14	21	37	30
046268	Northwestern Local	<10	<10	<10	<10
050575	Northwestern Local	<10	<10	<10	<10
044552	Norton City	<10	<10	<10	<10
044560	Norwalk City	<10	<10	<10	<10
050567	Norwayne Local	<10	<10	<10	<10
044578	Norwood City	<10	<10	<10	<10
047761	Oak Hill Union Local	<10	<10	<10	<10
047373	Oak Hills Local	17	20	35	38
049726	Old Fort Local	<10	<10	<10	<10
046763	Olentangy Local	18	13	18	15
046573	Olmsted Falls City	<10	<10	<10	<10
049478	Ontario Local	<10	<10	<10	<10
046581	Orange City	<10	<10	10	<10
044602	Oregon City	<10	<10	<10	<10
044610	Orrville City	<10	<10	<10	<10
050724	Otsego Local	<10	<10	<10	<10
049379	Ottawa-Glandorf Local	<10	<10	<10	<10
044628	Painesville City Local	<10	<10	<10	<10
049510	Paint Valley Local	<10	<10	<10	<10
049395	Pandora-Gilboa Local	<10	<10	<10	<10
044636	Parma City	33	25	23	22
045575	Paulding Exempted Village	<10	<10	<10	<10

(continued)

IRN	Public District of Residence	1 Year	2 Years	3-4 Years	5+ Years
046813	Perkins Local	<10	<10	<10	<10
045781	Perry Local	<10	<10	<10	<10
047902	Perry Local	<10	<10	<10	<10
049924	Perry Local	<10	<10	<10	<10
045583	Perrysburg Exempted Village	<10	<10	<10	<10
047076	Pettisville Local	<10	<10	<10	<10
046896	Pickerington Local	<10	<10	<10	<10
047084	Pike-Delta-York Local	<10	<10	<10	<10
044644	Piqua City	<10	<10	<10	10
049932	Plain Local	<10	<10	<10	<10
048421	Pleasant Local	<10	<10	<10	<10
049460	Plymouth-Shiloh Local	<10	<10	<10	<10
048348	Poland Local	<10	<10	<10	<10
044651	Port Clinton City	<10	<10	<10	<10
044669	Portsmouth City	15	<10	14	<10
044677	Princeton City	<10	<10	<10	<10
045880	Pymatuning Valley Local	<10	<10	<10	<10
044685	Ravenna City	<10	<10	<10	<10
044693	Reading Community City	<10	<10	<10	<10
050054	Revere Local	<10	<10	<10	<10
047001	Reynoldsburg City	<10	<10	<10	<10
046599	Richmond Heights Local	<10	<10	<10	<10
046474	Ridgewood Local	<10	<10	<10	<10
046078	Ripley-Union-Lewis-Huntington Local	<10	<10	<10	<10
045591	Rittman Exempted Village	<10	<10	<10	<10
048447	River Valley Local	<10	<10	<10	<10
046482	River View Local	<10	<10	<10	<10
047514	Riverdale Local	<10	<10	<10	<10
047894	Riverside Local	11	<10	15	<10
044701	Rocky River City	<10	<10	<10	<10
049213	Rootstown Local	<10	<10	<10	<10
046144	Ross Local	<10	<10	<10	<10
045609	Rossford Exempted Village	<10	<10	<10	<10
044735	Salem City	<10	<10	<10	<10
044743	Sandusky City	<10	<10	<10	<10
049940	Sandy Valley Local	<10	<10	<10	<10
049130	Scioto Valley Local	<10	<10	<10	<10

(continued)

IRN	Public District of Residence	1 Year	2 Years	3-4 Years	5+ Years
046003	Shadyside Local	<10	<10	<10	<10
044750	Shaker Heights City	10	<10	14	<10
045799	Shawnee Local	<10	<10	<10	<10
044768	Sheffield-Sheffield Lake City	<10	<10	<10	<10
044776	Shelby City	<10	<10	<10	<10
044784	Sidney City	<10	<10	11	12
046607	Solon City	<10	<10	12	<10
044800	South-Western City	13	12	14	<10
047738	South Central Local	<10	<10	<10	<10
044792	South Euclid-Lyndhurst City	15	16	13	<10
048363	South Range Local	<10	<10	<10	<10
049221	Southeast Local	<10	<10	<10	<10
050583	Southeast Local	<10	<10	<10	<10
046276	Southeastern Local	<10	<10	<10	<10
049528	Southeastern Local	<10	<10	<10	<10
050237	Southington Local	<10	<10	<10	<10
048041	Southwest Licking Local	<10	<10	<10	<10
047381	Southwest Local	<10	<10	10	16
045807	Spencerville Local	<10	<10	<10	<10
050427	Springboro Community City	15	<10	<10	<10
044818	Springfield City School District	12	10	13	<10
048223	Springfield Local	<10	<10	<10	<10
048371	Springfield Local	<10	<10	<10	<10
050062	Springfield Local	<10	<10	<10	<10
044719	St Bernard-Elmwood Place City	<10	<10	<10	<10
045997	St Clairsville-Richland City	<10	<10	<10	<10
044727	St Marys City	<10	<10	<10	<10
044826	Steubenville City	<10	<10	<10	<10
044834	Stow-Munroe Falls City School District	<10	<10	<10	<10
050294	Strasburg-Franklin Local	<10	<10	<10	<10
049239	Streetsboro City	<10	<10	<10	<10
044842	Strongsville City	14	<10	<10	<10
044859	Struthers City	<10	<10	<10	<10
050658	Stryker Local	<10	<10	<10	<10
047092	Swanton Local	<10	<10	<10	<10
048652	Switzerland of Ohio Local	<10	<10	<10	<10
044867	Sycamore Community City	14	<10	<10	<10

(continued)

IRN	Public District of Residence	1 Year	2 Years	3-4 Years	5+ Years
044875	Sylvania Schools	<10	<10	10	<10
046151	Talawanda City	<10	<10	<10	<10
044883	Tallmadge City	<10	<10	<10	<10
049098	Teays Valley Local	<10	<10	<10	<10
046243	Tecumseh Local	<10	<10	<10	<10
047399	Three Rivers Local	<10	10	<10	<10
044891	Tiffin City	<10	<10	<10	12
045617	Tipp City Exempted Village	<10	<10	<10	<10
044909	Toledo City	22	27	38	19
044917	Toronto City	<10	<10	<10	<10
091397	Tri-County North Local	<10	<10	<10	<10
048876	Tri-Valley Local	<10	<10	<10	<10
046680	Tri-Village Local	<10	<10	<10	<10
046201	Triad Local	<10	<10	<10	<10
050591	Triway Local	<10	<10	<10	<10
048694	Trotwood-Madison City	<10	<10	<10	<10
044925	Troy City	<10	<10	<10	<10
049957	Tuslaw Local	<10	<10	<10	<10
049296	Twin Valley Community Local	<10	<10	<10	<10
050070	Twinsburg City	<10	<10	<10	<10
049536	Union-Scioto Local	<10	<10	<10	<10
046458	United Local	<10	<10	<10	<10
044933	Upper Arlington City	<10	<10	<10	<10
045625	Upper Sandusky Exempted Village	<10	<10	<10	<10
044941	Urbana City	<10	<10	<10	<10
049643	Valley Local	<10	<10	<10	<10
048744	Valley View Local	<10	<10	<10	<10
044958	Vandalia-Butler City	<10	<10	<10	<10
046821	Vermilion Local	<10	<10	<10	<10
050393	Vinton County Local	<10	<10	<10	<10
044974	Wadsworth City	<10	<10	<10	<10
044982	Wapakoneta City	<10	<10	<10	<10
044990	Warren City	<10	<10	<10	<10
045005	Warrensville Heights City	<10	<10	<10	<10
049650	Washington-Nile Local	<10	<10	<10	<10
048231	Washington Local	<10	<10	<10	<10

(continued)

IRN	Public District of Residence	1 Year	2 Years	3-4 Years	5+ Years
049247	Waterloo Local	<10	<10	<10	<10
045641	Wauseon Exempted Village	<10	<10	<10	<10
050468	Wayne Local	<10	<10	<10	<10
049031	Wayne Trace Local	<10	<10	<10	<10
050252	Weathersfield Local	<10	<10	<10	<10
045658	Wellington Exempted Village	<10	<10	<10	<10
045021	Wellston City	<10	<10	<10	<10
048389	West Branch Local	<10	<10	<10	<10
045054	West Carrollton City	<10	<10	<10	<10
046359	West Clermont Local	16	10	13	<10
047225	West Geauga Local	<10	<10	10	<10
047696	West Holmes Local	<10	<10	<10	<10
046219	West Liberty-Salem Local	<10	<10	<10	<10
048884	West Muskingum Local	<10	<10	<10	<10
046060	Western Brown Local	<10	<10	<10	<10
045047	Westerville City	22	22	13	14
045062	Westlake City	<10	11	10	<10
049668	Wheelersburg Local	<10	<10	<10	<10
045070	Whitehall City	<10	<10	<10	<10
045088	Wickliffe City	<10	<10	<10	<10
045096	Willard City	<10	<10	<10	<10
046367	Williamsburg Local	<10	<10	<10	<10
045104	Willoughby-Eastlake City	14	11	12	19
045112	Wilmington City	<10	<10	<10	<10
045666	Windham Exempted Village	<10	<10	<10	<10
044081	Winton Woods City	<10	<10	22	13
049577	Woodmore Local	<10	<10	<10	<10
049973	Woodridge Local	<10	<10	<10	<10
045120	Wooster City	<10	<10	<10	<10
045138	Worthington City	17	<10	<10	<10
045146	Wyoming City	<10	<10	<10	<10
045153	Xenia Community City	<10	<10	<10	<10
045674	Yellow Springs Exempted Village	<10	<10	<10	<10
045161	Youngstown City	36	29	38	29
049544	Zane Trace Local	<10	<10	<10	<10
045179	Zanesville City	<10	<10	<10	<10