



**Department of
Education &
Workforce**

PRINCIPAL CHAT – ASSESSMENT

Feb. 14, 2024



Ohio Principal
Leadership **Supports**

Strong Principals, Strong Schools

Leadership Supports Webpage

- Administrative Calendar
- Resources
- Schooladmin@education.ohio.gov



Ohio Principal Leadership Supports

Strong Principals, Strong Schools

The Ohio Department of Education is committed to the support of all educators, and Principals and Assistant Principals in particular. A recent report on principal impact from the Wallace Foundation states, **“Principals really matter. Indeed, it is difficult to envision an investment with a higher ceiling on its potential return than a successful effort to improve principal leadership.”**



Administrative
Calendar



Educator
Licenses



Professional
Development



Associations



Higher
Education



Resources



Ohio

Department
of Education

TODAY'S AGENDA

Welcome and Introductions

General Updates from the Department

Assessment – Speaker: Tony Tracy, Office of Assessment

Q & A

Next Chat – March 13: Handling Toxic Situations



**Department of
Education &
Workforce**

MESSAGE FROM OAESA AND OASSA

Now is the time to join your professional organization!

- [OAESA Membership](#)
- [OASSA Membership](#)

Upcoming Events

- [OAESA Building Culture Institute](#) – March 7, Dublin Integrated Education Center

CENTRAL OFFICE INCLUSIVE INSTRUCTIONAL LEADERSHIP

Professional Learning For Central Office Personnel And Principal Supervisors

This Professional Learning Series helps Central Office Personnel and Principal Supervisors to learn and apply inclusive instructional leadership practices through a 10-month sequence of targeted, practical learning opportunities and coaching support. It strengthens the use of existing structures (e.g., OIP leadership teams) to examine, refine, extend, and support achievement of district priorities around teaching and learning.

Get Registered

Scan the QR code to **submit your application no later than Friday, May 24**. Please contact Libby Wallick, PhD, Inclusive Instructional Leadership Project Consultant, at wallicly@ucmail.uc.edu with questions.



ADVANCING INCLUSIVE PRINCIPAL LEADERSHIP



The AIPL virtual PD series supports partner districts in developing or strengthening shared leadership team structures for improving teaching and learning across the district. Participants increase their knowledge and skill in the use of inclusive instructional leadership to more effectively engage ALL students – regardless of classroom or school assignment – in strong core instruction.

To be considered as a partner district for the 2024-2025 school year, the superintendent or designee should complete the application survey including team member information. Please **submit your application no later than Friday, May 24**, and contact Libby Wallick, PhD, Inclusive Instructional Leadership Consultant, at wallicly@ucmail.uc.edu with questions.



OHIO LEADERSHIP FOR INCLUSION, IMPLEMENTATION, & INSTRUCTIONAL IMPROVEMENT (OLi4)







The Ohio Leadership for Inclusion, Implementation, & Instructional Improvement (OLi4) program was built with this challenge in mind: improving learning and results for every single student, including students from marginalized groups (e.g., students with disabilities and learning difficulties, BIPOC students) through the development of inclusive instructional leadership (IIL) capacity. OLi4 is grounded in research, has a proven track record, and draws its strength from a theory of action that treats improved performance and increased equity as inseparable.

Scan the QR code to **register for Cohort 11 of OLi4 by May 24**. Please contact Libby Wallick, PhD, Inclusive Instructional Leadership Project Consultant, at libby.wallick@uc.edu with questions



OHIO STANDARDS FOR PRINCIPALS | 2018

 Leadership	Standard 1: Mission, Vision and Core Values	The effective educational leader develops, advocates and enacts a shared mission, vision and core values.
	Standard 2: Ethics and Professional Norms	The effective educational leader acts ethically and according to professional norms.
	Standard 3: School Improvement	The effective educational leader implements collaborative structures and shared leadership to analyze data and causality, align evidence-based strategies to deliberate goals, develop the capacity of staff, and partner with internal and external supports to improve teaching and learning conditions and outcomes.
 Learning	Standard 4: Curriculum, Instruction and Assessment	The effective educational leader fosters an environment of effective and rigorous personalized instruction by ensuring each student has equitable access to effective teachers, leaders and learning supports.
	Standard 5: Professional Capacity of School Personnel	The effective educational leader supports all staff by promoting and organizing an environment focused on continuous improvement and personal growth to achieve positive outcomes for each student.
 Culture	Standard 6: Equity and Cultural Responsiveness	The effective educational leader models, supports and cultivates a school culture characterized by equity and inclusiveness.
	Standard 7: Community of Care and Support	The effective educational leader develops and sustains positive partnerships with and among students, staff and stakeholders to create a safe and caring school environment.
	Standard 8: Meaningful Engagement of Families and Community	The effective educational leader develops and sustains partnerships with families and the community by acknowledging the school as a community resource and understanding the context of its existence within the larger community.
 Management	Standard 9: Strategic Staffing	The effective educational leader is integral to the recruitment, hiring and assignment of staff to ensure representation of diverse expertise and skill sets are aligned to the priorities of the focused plan while also promoting staff professional growth, cultural competence and opportunities for leadership.
	Standard 10: School Operations	The effective educational leader develops and implements structures to maximize learning through relationships, management, fiscal responsibility and adherence to district and state laws, policies and procedures.

ASSESSMENT AUTHORIZING

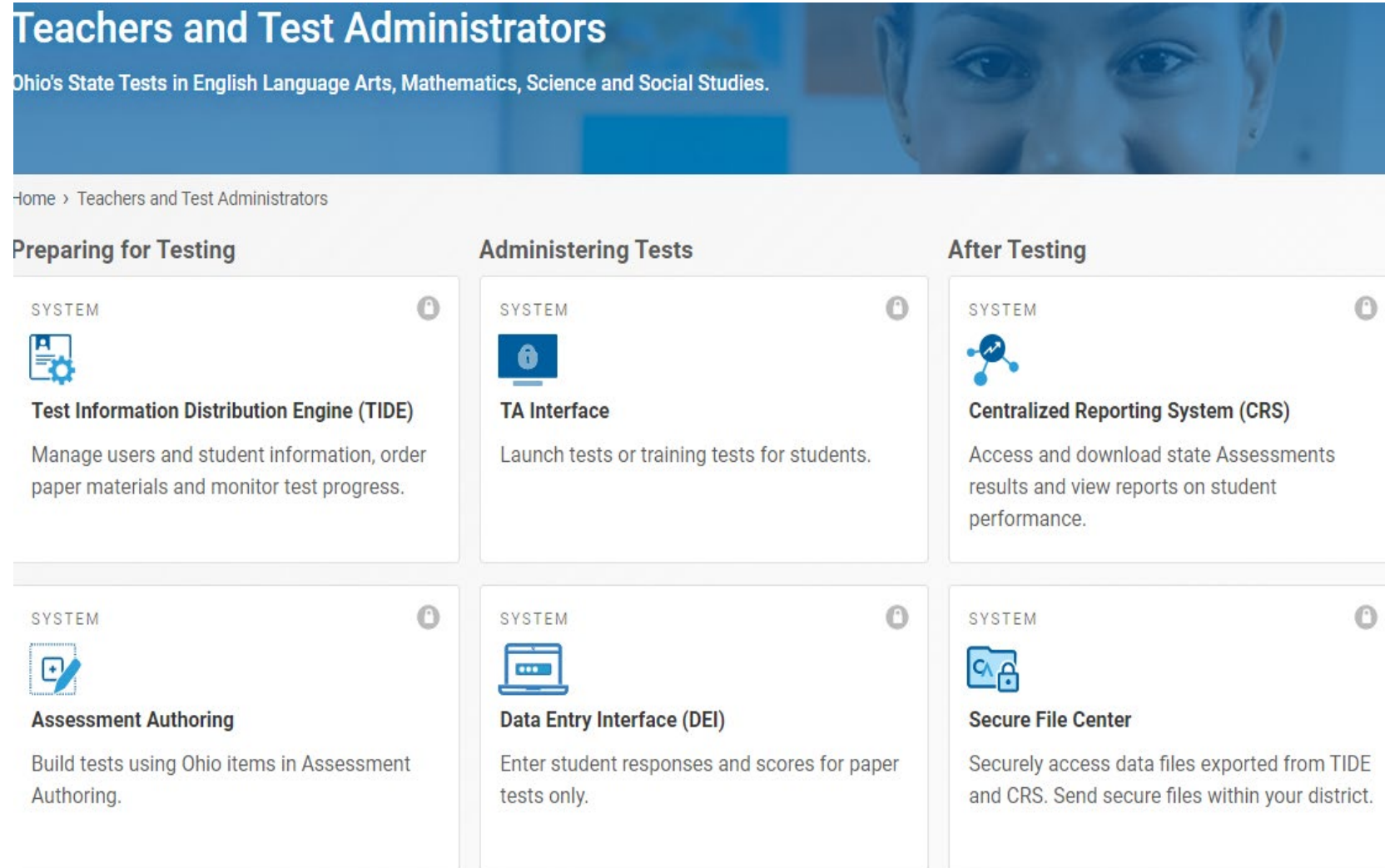
ODE's new contract with Cambium included the creation of a new Assessment Authoring system

Assessment Authoring allows teachers and districts to build tests from a bank of thousands of released OST and AASCD test items

Educators can use a Test Generator Wizard, edit Readiness Assessments, or add questions individually to build tests

ASSESSMENT AUTHORIZING

- Assessment Authoring is accessed from the same testing portal as other Cambium systems, e.g., TIDE, the TA interface, CRS, etc. A new card has been added to the portal to access Assessment Authoring.
- Once tests are built and published, the custom tests are administered and reported using the same systems as the summative assessments.



The screenshot displays the 'Teachers and Test Administrators' portal for Ohio's State Tests. The page is organized into three main columns: 'Preparing for Testing', 'Administering Tests', and 'After Testing'. Each column contains three system cards, each with a 'SYSTEM' label, a lock icon, and a brief description of the system's function.

Teachers and Test Administrators

Ohio's State Tests in English Language Arts, Mathematics, Science and Social Studies.

Home > Teachers and Test Administrators

Preparing for Testing

- Test Information Distribution Engine (TIDE)**
Manage users and student information, order paper materials and monitor test progress.
- Assessment Authoring**
Build tests using Ohio items in Assessment Authoring.

Administering Tests

- TA Interface**
Launch tests or training tests for students.
- Data Entry Interface (DEI)**
Enter student responses and scores for paper tests only.

After Testing

- Centralized Reporting System (CRS)**
Access and download state Assessments results and view reports on student performance.
- Secure File Center**
Securely access data files exported from TIDE and CRS. Send secure files within your district.

ASSESSMENT AUTHORIZING

The screenshot displays the Ohio Authoring web application interface. At the top left is the "Ohio | Authoring" logo. On the right, there are links for "Secure File Center (0)", "Help", and the user name "Bryant, Scott" with a dropdown arrow. Below this is a dark blue navigation bar with tabs for "Dashboard", "Items", "Tests", and "Standards". The "Tests" tab is currently selected. The main content area is divided into three sections: "Item Actions" with buttons for "View Item Libraries" and "Find Items by Standard"; "Test Actions" with prominent blue buttons for "Create New Test" and "Test Generator Wizard", and white buttons for "View Tests I Created" and "Find Tests by Standard"; and "Manage" with buttons for "My Labels" and "My Workgroups".

- When educators sign into Authoring using the same credentials they use for Cambium's other systems, they will see this page.
- Use the Tests tab to create custom tests by adding questions individually OR set parameters in the Test Generator Wizard such as subject, grade, standards, and number of questions, and the Wizard will build the test to fit your parameters.



ASSESSMENT AUTHORIZING

Readiness Assessments have been imported into Assessment Authoring, so you can view all Benchmark and Checkpoint Test items before administering them to your students. You can also edit Readiness Assessments by adding or removing items.

The 'Test Filters' sidebar is a vertical panel on the left side of the interface. It contains several sections with expandable/collapsible arrows on the right:

- Date Range:** A calendar icon and a search icon.
- Text Search:** A magnifying glass icon.
- Libraries:** A folder icon. Below it are five items, each with a checkbox:
 - Tests I Created
 - Tests Shared With Me
 - 2022 Released Items
 - 2021 Released Items
 - Readiness Assessments
 - AASCD 2022 Released Items
- Subject:** A person icon. Below it are four items, each with a checkbox:
 - English Language Arts
 - Mathematics (checked)
 - Science
 - Social Studies
- Grades:** A person icon. Below it are items for each grade from 3 to 12, each with a checkbox. Grade 8 is checked.

At the bottom of the sidebar are two buttons: 'Clear Filters' and 'Apply Filters'.

A list of assessment items is displayed in a table-like format. Each row contains a checkbox, a three-dot menu icon, a heart icon, and a blue hyperlink. The items are:

- ... [Grade 8 Mathematics : The Number System Checkpoint 2](#)
- ... [Grade 8 Mathematics : The Number System Checkpoint 1](#)
- ... [Grade 8 Mathematics : Geometry Checkpoint 2](#)
- ... [Grade 8 Mathematics : Geometry Checkpoint 1](#)
- ... [Grade 8 Mathematics : Functions Checkpoint 2](#)
- ... [Grade 8 Mathematics : Functions Checkpoint 1](#)
- ... [Grade 8 Mathematics : Equations and Expressions Checkpoint 2](#)
- ... [Grade 8 Mathematics : Equations and Expressions Checkpoint 1](#)
- ... [G8 Mathematics Benchmark Test Part 2](#)
- ... [G8 Mathematics Benchmark Test Part 1](#)
- ... [G8 Mathematics Spr22 Released Items](#)
- ... [G8 Mathematics Spr21 Released Items](#)



ASSESSMENT AUTHORIZING

- Once a test is published, it will be available for the test administrator to assign to students in the Test Administrator Interface
- Authored tests can also be saved as a PDF to be printed out. Teachers who use other assessment tools (Google Forms, Schoology, etc.) might find this particularly useful.

Operational Test Selection

Filter by: Add Filter

4 Test(s) Selected Clear All

SAMPLE TEST CATEGORY

Choose which tests to add to your session, then start it.

- Science
 - Grade 5
 - Grade 8
 - Biology
- Social Studies

Back Start Operational Session

Set Test Window

Testing Date Range

05/31/2023 to 07/31/2023

Cancel Set Test Window

ASSESSMENT AUTHORIZING

Test scores will be reported in the Centralized Reporting System as with all other state tests

The screenshot displays the Ohio Department of Education Reporting interface. At the top, the navigation bar includes the Ohio Department of Education logo, the word 'Reporting', and user information for 'Bryant, Scott'. Below the navigation bar, the breadcrumb trail shows 'Select Role > Dashboard Generator > Dashboard'. A search bar for 'Enter Student ID' is located in the top right corner. The main content area is titled 'Performance Distribution, By Test Group: ODE Training Demo District, 2023-2024' and is filtered by 'Test Reasons: All Test Reasons' and sorted by 'Date Last Taken'. A central card for the 'Field Authored' test group shows 'Tests Taken: 2' and 'Date Last Taken: 08/17/2023'. A message below the card states: 'Data cannot be aggregated together for this group of tests'. On the left, a vertical sidebar contains icons for 'Filters', 'Test Groups', and 'Test Reasons'. On the right, a 'Features & Tools' sidebar lists several functional areas: 'Reporting Options' (Change Reporting Time Period), 'Download & Print' (Download Student Results, Print), 'Test Options' (Manage Test Reasons, Set Student Setting on Item View), and 'Roster Settings' (Add Roster, View/Edit Roster, Upload Roster).



ASSESSMENT AUTHORIZING

Select Role > Dashboard Generator > Dashboard > Performance on Tests Enter Student ID

Filters

Test Groups

Test Reasons

Rosters

My Assessments

Average Score and Performance Distribution, by Assessment: All Rosters, 2022-2023

Filtered By **Rosters:** All Roster | **Test Reasons:** All Test Reasons |

Assessment Name	Test Group	Test Grade	Test Reason	Student Count	Average Score	Date Last Taken
GR 3 ELA Sample Test 2	Teacher-Authored	3	Winter	20	70%	12/20/2022
GR 3 ELA Sample Test 1	Teacher-Authored	3	Fall	19	68%	09/22/2022
GR 3 Math Sample Test 1	Teacher-Authored	1	Fall	19	50%	09/14/2022

Features & Tools

My Students

Most Recent Assessment of All Rosters: 2022-2023

Filtered By **Rosters:** All Roster | **Test Reasons:** All Test Reasons |

Student Name	Student ID	Most Recent Assessment	Date Taken
Student, Demo 1	9999990080	GR 3 ELA Sample Test 2	12/20/2022
Student, Demo 2	9999990054	GR 3 ELA Sample Test 2	12/20/2022

Score Description

Average Percent Correct

0% 100%

Average Percent Correct (0% - 100%)

This test score is calculated by dividing the student score by the maximum number of points for this test (2 points)

Items: 1 of 1



ASSESSMENT AUTHORIZING

Dashboard > Performance on Tests > My Students' Performance on Test Enter Student ID

Filters: Performance by Roster **Performance by Student** Breakdown By Download Student Results Print

Score, Performance and Points Earned on Demo Field Authored Test (Fall) of All Rosters, by Student and Reporting Category: , 2020-2021
 Filtered By Rosters: All Roster Test Reasons: Fall Standards Keys

Student	SSID	Total	Total		5 Items on which Students Performed the Best	5 Items on which Students Performed the Worst	Total Items	Total Items								
			Percent Correct	Score				Item Numbers, Max Points and Points Earned								
								1	2	3	4	5	6	7	8	9
								1 pt	1 pt	1 pt	1 pt	1 pt	1 pt	1 pt	1 pt	1 pt
State			n/a	n/a				n/a	n/a	n/a	n/a	n/a	n/a	n/a	n/a	n/a
District			58%	7/12				1	1	1	1	0	1	0	0	1
School			58%	7/12				1	1	1	1	0	1	0	0	1
My Students			58%	7/12				1	1	1	1	0	1	0	0	1
Demo_Student	500100200		58%	7/12				1	1	1	1	0	1	0	0	1

Scores on items marked with can be reviewed.

Rows per page: 1 Items: 1 of 1



ASSESSMENT AUTHORIZING

Assessment Authoring Resources
available at:

[https://oh-
ost.portal.cambiumast.com/resourc
es/online-systems-
resources/assessment-authoring](https://oh-ost.portal.cambiumast.com/resources/online-systems-resources/assessment-authoring)

Tony.Tracy@education.ohio.gov
614-441-0887

TUTORIAL

Assessment Authoring Training Modules

These modules cover various topics related to building and administering tests in Assessment Authoring. The Basics provides an overview of the functions of Assessment Authoring and how to perform various actions. The remaining five modules each take a closer look at one important topic, including how to view results.

Assessment Authoring System: The Basics

This training module is on the basics of the Assessment Authoring system.

Assessment Authoring System: How to Filter and Search for Existing Items to Add to Tests

This training module is on how to filter and search for items to add to tests.

Assessment Authoring System: How to Use the Standards Content Tab and the Standard Filter

This training module is on how to use the standards content tab and the standard filter.

Assessment Authoring System: How to Share Your Tests with Other Educators

This training module is on how to share tests with other educators.

Assessment Authoring System: How to Generate, Start, and Monitor a Teacher-Authored Test Session in the TA Interface

This training module is on how to generate, start and monitor a test session in the TA Interface.

Assessment Authoring System: How Teacher-Authored Tests Are Reported in the Centralized Reporting System

This training module on how teacher-authored tests are reported in the Centralized Reporting System.



NEXT PRINCIPAL CHAT

- Second Wednesday each month at 9:30 – 10:30am
- March 13
- Focus Topic: Handling Toxic Situations

Contact: schooladmin@education.ohio.gov



QUESTIONS?

EDUCATION.OHIO.GOV



**Department of
Education &
Workforce**



EXIT SURVEY





**Department of
Education &
Workforce**

EDUCATION.OHIO.GOV