

OHIO CAREER-TECHNICAL EDUCATION

Preparing Students for College and Careers

OHIO CAREER TECH EXPANSION

Ohio secondary career tech has the tradition of preparing students for the world after high school. Ohio career tech still uses curriculum strategies proven to keep students in school and to make learning relevant. However, in 2015, Ohio career tech expands downward and upward.

Here's how:

- 1. Career Connections** – Experiential learning and career planning for Ohio's 1.8 million students in Kindergarten through 12th grade. Students learn math, science, social studies, English language arts and more in the context of real-world examples. They create online "backpacks" through the [OhioMeanJobs](#) Web site.
- 2. Career Preparation** – Expanded opportunities for Ohio's 276,667 students in Grades 7-8. Ohio middle-grade teachers now teach selected career-tech courses. This means earlier and younger student exposure to career pathways in 15 broad areas.
- 3. Career Readiness** – Increased credential attainment and successful movement to college and jobs for Ohio high school students. Around 121,000 of Ohio's nearly 610,000 students in Grades 9-12 – roughly 20 percent of the state's high school students – are engaged in career-tech curriculum that improves their readiness for college and work. In 2015, Ohio career tech is expanding with more nationally recognized industry credentials and more apprenticeships.

Ohio Secondary Career-Tech Value-Added Student Data



98.7% Graduation



85.6% Placement in college, military, jobs overall



62% Employment or advanced training



50%+ College enrollment

INNOVATIVE

CREATIVE

EXCITING

ENGAGING

HANDS-ON

HIGH-LEVEL

TECHNICAL

ACADEMIC

EMBEDDED

PROBLEM-BASED

PROJECT-BASED

WORK-BASED

COLLABORATIVE

COLLEGE ALIGNED

INDUSTRY CONNECTED

RELEVANT

INTEGRATED

OHIO GRADE 9-12 WORKFORCE DEVELOPMENT DELIVERY

Grade 9-12 career tech often goes by the title of workforce development. This occurs through online and face-to-face learning at community and public schools, career centers and industries. Some schools are designated Science, Technology, Engineering and Mathematics (STEM) sites. Ninety-one career-technical planning districts are responsible for providing guidance to assure quality delivery at the workforce development locations.

OHIO GRADE 9-12 WORKFORCE DEVELOPMENT ENROLLMENT

Industry need is the driving force for expanding programs and encouraging student enrollment in programs, but individual student passion is an important consideration. See the infographic to the right which shows 15 Ohio career fields that connect to hundreds of different jobs in the state, nation and world.

SUPPORT SERVICES FOR OHIO GRADE 7-12 CAREER TECH

Among strategies and services that support the career and college readiness for ALL students are:

- Career-based intervention programs that assist 19,565 economically and academically at-risk students;
- Family and consumer sciences courses that reinforce sustainable living with emphasis on topics such as finance, child development and health for 127,624 students;
- Graduation, Reality And Dual-role Skills (GRADS) programs that support 2,743 students who are pregnant and/or have children; and
- Ohio High Schools That Work, nationally proven key practices and conditions that increase student achievement. Ohio has more than 200 sites using the High Schools That Work model involving more than 100,000 students.

Enrollment by Career Field

20% 24,148 STUDENTS
in Agricultural and
Environmental Systems 

8% 9,461 STUDENTS
in Construction
Technologies 


7% 8,592 STUDENTS
in Manufacturing
Technologies 

3% 3,954 STUDENTS
in Transportation
Systems 

9% 10,891 STUDENTS
in Information
Technology 

5% 6,585 STUDENTS
in Marketing 

1% 1,430 STUDENTS
in Finance 

3% 3,612 STUDENTS
in Hospitality
and Tourism 


12% 14,007 STUDENTS
in Business and
Admin. Services 


9% 10,957 STUDENTS
in Health Science 

5% 5,598 STUDENTS
in Human Services 

4% 5,331 STUDENTS
in Arts and
Communication 

2% 2,704 STUDENTS
in Law and
Public Safety 

7% 9,344 STUDENTS
in Engineering and
Science Technologies 

4% 4,337 STUDENTS
in Education and
Training 

NOTE: The data include some duplication with students enrolled in more than one career field. Percentages equal just under 100 due to rounding.

