

# CTE-26 Manual of Operations



**Office of Career-Technical Education**

**FY2027-2031 Program Period**



**Department of  
Education &  
Workforce**

# Contents

<b>Introduction .....</b>	<b>3</b>
<b>Preface .....</b>	<b>4</b>
<b>Starting a CTE-26 Provider Application .....</b>	<b>5</b>
<b>Terms and Conditions .....</b>	<b>8</b>
<b>Organization Information.....</b>	<b>9</b>
<b>General Tab.....</b>	<b>11</b>
<b>Courses Tab .....</b>	<b>11</b>
<b>CTE-Required Technical (MS/HS) .....</b>	<b>12</b>
<b>CC-College Credit Opportunities.....</b>	<b>15</b>
<b>PT-Postsecondary Technical/Adult Technical Training Courses .....</b>	<b>16</b>
<b>IA-Recommended Integrated Academics (MS/HS) Course(s) .....</b>	<b>17</b>
<b>Importing Prior Application Courses.....</b>	<b>18</b>
<b>Pathway Tab.....</b>	<b>19</b>
<b>Labor Market Demand Tab for Career Field Pathway Application.....</b>	<b>20</b>
<b>Docs Tab .....</b>	<b>21</b>
<b>Docs Tab Upload .....</b>	<b>22</b>
<b>Assurances Tab.....</b>	<b>23</b>
<b>Status/Flags Tab .....</b>	<b>24</b>
<b>Comments/History Tab .....</b>	<b>25</b>
<b>Industry Credential Senior Only Application .....</b>	<b>26</b>
<b>Appendix I: Resource Links.....</b>	<b>30</b>
<b>Appendix II: CTE-26 OEDS Login Roles .....</b>	<b>31</b>
<b>Appendix III: CTE-26 Status Definitions .....</b>	<b>32</b>
<b>Appendix IV: Application Workflow .....</b>	<b>34</b>

# Introduction

The Office of Career-Technical Education (CTE) has designed the CTE-26 Manual to provide a step-by-step process for completing a CTE-26 provider application. If you still have questions about completing a CTE-26 application after reviewing the document, please contact the Office of Career-Technical Education, [CTE-26@education.ohio.gov](mailto:CTE-26@education.ohio.gov).

Local districts may submit new, or renewal applications for programs that are in the last fiscal year of their approval. For example, programs with approval for the period of FY2022-FY2026 must renew by June 30, 2026, allowing programs to remain effective through FY2027-2031 program period. Please review all provider applications in the CTE-26 Web App in the OH|ID Portal prior to submitting new or renewal applications.

Refer to the timelines below for submitting new or renewal CTE-26 provider applications to the Department of Education and Workforce for Career-Technical Education Program types: Career-Field Pathway, Career-Based Intervention, Family and Consumer Science, Industry Credential Only, and Innovative Pathway Program.

The CTE-26 provider application will tentatively open January 2026.

The lead district in the Career-Tech Planning District (CTPD) is responsible for approving or disapproving of an application. If a program is approved, the lead district shall notify the Department of its decision by March 31, 2026.

If a program is disapproved, the CTPD lead district shall notify the district or school of its decision by March 31, 2026.

If the lead district disapproves or does not take any action to approve or disapprove, the district or school may appeal the lead district's decision or failure to take action to the Department by April 15, 2026.

The Department will review CTPD approved or appealed applications and notify providers of approval or disapproval by May 31, 2026.

If an existing member of a CTPD develops a new career-technical education program, that program shall be approved or disapproved by the lead district of the career-technical planning district prior to the first fiscal year for which the district or school is seeking funding for the program.

The Department will accept additional applications from newly open community schools from July 1, 2026 through August 15, 2026. The purpose of this additional window is to allow new community schools the opportunity to seek approval from the CTPD lead district and Department.

## Preface



This section provides information about common icons in the document that are important for proceeding smoothly through the CTE-26 application process. Use these icons to better understand what should be included in the document as well as how to edit the document.



Throughout the examples, you may see two types of icons: information icons and edit icons. The information icons will either be a blue circle with a question mark or a lower-case *i*. These are info-icons. Clicking these info-icons will open a text box containing information about items near that icon.



The other type of icon is the edit icon. This icon allows you to edit information near the edit icons.

Additional items to consider before your application has been submitted for approval:

- ☐ Contact your local [College Tech Prep Regional Center Point of Contact](#) consultant if you need any assistance.
- ☐ Community School or Career-Technical Planning District (CTPD) member schools should communicate with the assigned CTPD Superintendent to discuss the program and the application before and after applying.
- ☐ Check the status of an application at any time through the [OH|ID](#) portal.
- ☐ Comments are permanent public record and cannot be deleted or edited.
- ☐ Visit the Ohio Department of Education [CTE-26 Process](#) landing page for more resources and information.

# Starting a CTE-26 Provider Application

1. Verify the person creating the CTE-26 application has the appropriate [Ohio Educational Directory System \(OEDS\)](#) roles. See Appendix II for more information.

*NOTE: If you do not have an OH|ID account you can create an account by visiting the [Create OH|ID Account](#) portal.*

2. Login to the [OH|ID](#) system ([Figure 1](#)):
3. Prior to beginning an application, please have available:

- ☐ The Informational Retrieval Number (IRN) for the District Creating the Application
- ☐ Building IRN
- ☐ Pathway Code
- ☐ CTE pathway code ([FY27 Program and Assessment Matrix](#))

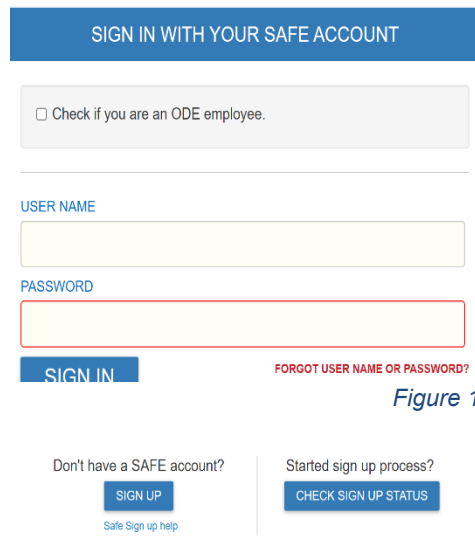


Figure 1

*NOTE: When beginning a new CTE-26 application, it must be started under the District IRN for the District that owns the pathway. CTPD IRNs cannot be used to create a pathway application.*

4. In the My Sites and Applications list, select CTE-26. ([Figure 2](#))

## My Sites & Applications

OH|ID has opened a new tab within your browser. When you're finished, you can close this tab to go back.

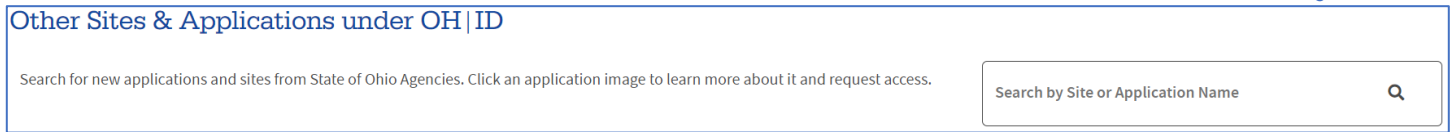
You have access to the sites and applications listed below. Click the "Go To Site" link under an app to open it. Click the star icon to make your favorite applications appear right on your Dashboard

Icon	Application Name	Description	Go To Site
	CCIP	Grant application & planning system	<a href="#">Go To Site</a>
	Compliance	Tracks grant monitoring, program analysis, data	<a href="#">Go To Site</a>
	CTE-26	Submit career-tech workforce development plans	<a href="#">Go To Site</a>
	Educator Licensure and Records (CORE)	Apply, renew, and maintain licenses	<a href="#">Go To Site</a>

Figure 2

If the CTE-26 application is not available, search for the application by name in the OH|ID My Sites & Applications screen. (Figure 3)

Figure 3



**NOTE:** If the CTE-26 application does not appear in the OH|ID My Sites & Applications or the search, please verify personnel have the appropriate role assigned in the [Ohio Education Directory System \(OEDS\)](#).

5. Under the Select Organization drop-down menu, check that the correct district IRN is selected. If not, you can select the correct IRN from the drop-down menu (Figure 4).

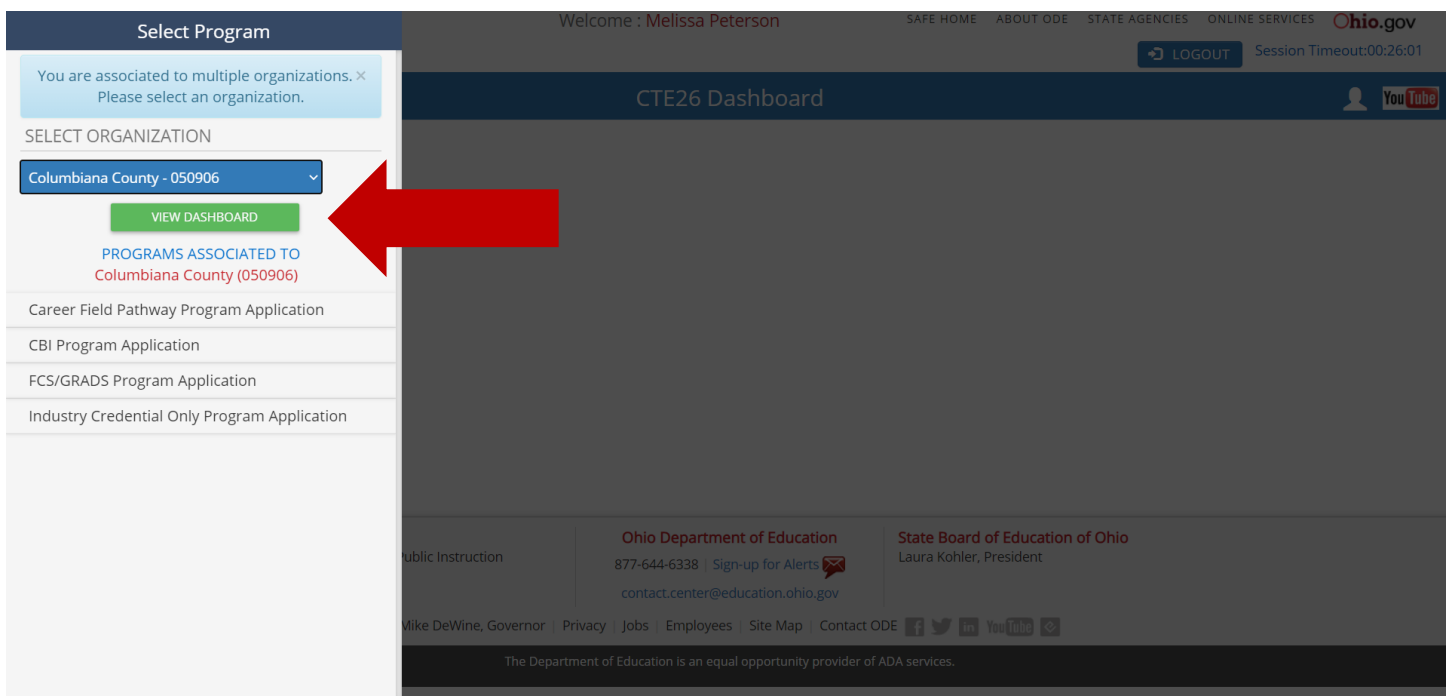


Figure 4

**NOTE:** Remember to choose the District IRN for the district that owns the pathway in this step. CTPD IRNs cannot be used to create a CTE-26 provider application.

6. Select your Program Application Type from the drop-down menu at the top left. A new screen will open. Program application types available include (Figure 4):
  - Career Field Pathway Program Application (CFP)
  - CBI Program Application (Career Based Intervention)
  - FCS/GRADS Program Application (Family and Consumer Science/Graduation, Reality and Dual-Role Skills)
  - Industry Credential Only Program Application (ICO)

7. Once you choose a program application type, the system will load the Provider Search Page (Figure 5).

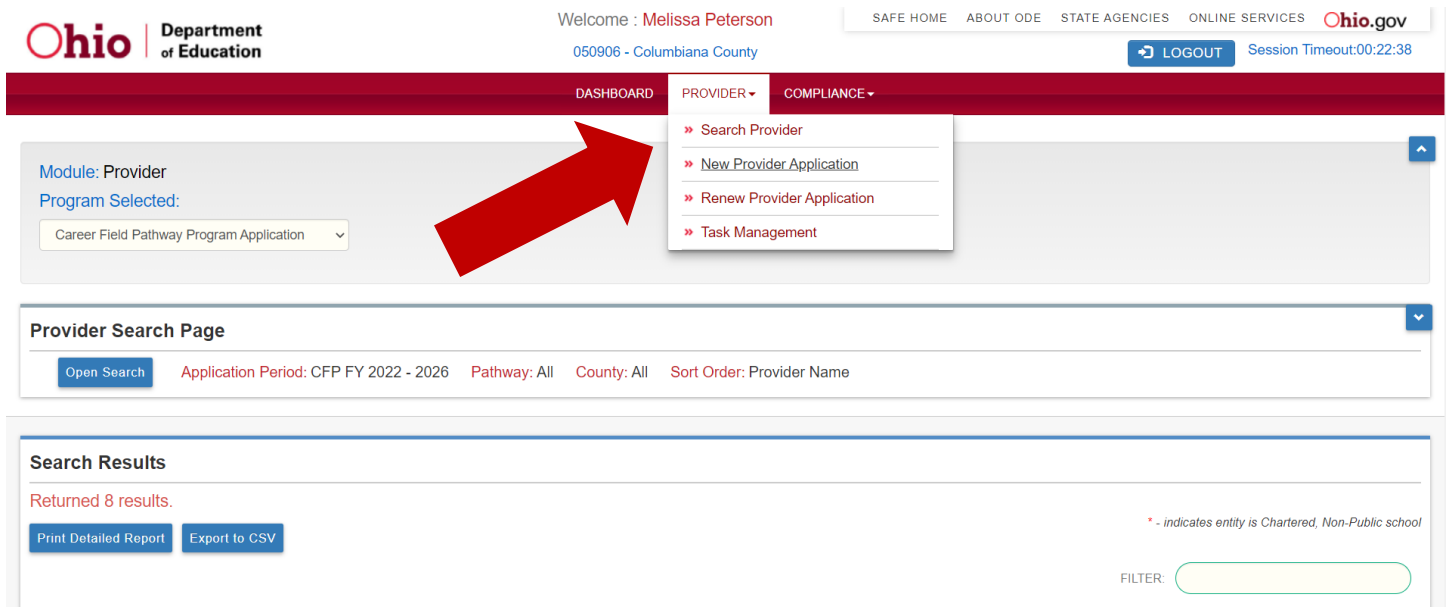


Figure 5

8. At the top of the page in the center click Provider, then choose New Provider Application or Renew Provider Application (if renewing an expiring application from the FY 2022-2026 program period.)
9. This will open the Terms and Conditions Page.

*NOTE: For Industry Credential Senior Only Programs, please follow instructions on Industry-Recognized Credentials on page 27.*



# Terms and Conditions

1. At the top of the [Read and Accept Terms and Conditions Page](#) you can adjust the type of application ([Figure 6](#)).
2. Read the terms and conditions then check the box to agree to the terms.

The screenshot shows the Ohio Department of Education website. The header includes the Ohio Department of Education logo, a welcome message for Melissa Peterson, and navigation links. The main content area is titled 'New Provider Application'. It contains a link to read terms and conditions, a checkbox for agreeing to the terms, and instructions for the Provider Affidavit. The 'Associated Orgs' dropdown menu is highlighted with a red arrow, showing '050906 - Columbiana County' selected. A 'Start Application' button is visible at the bottom of the form.

Figure 6

3. Select the district that owns the program and is creating the CTE-26 application and click Start Application.
4. Once you select the Start button, scroll down to see the next section.



# Organization Information

Organization Information

Name: Columbiana County

Id#: 050906

Phone: (330) 424 - 9561

Email: Refresh@Fakemail.com

Application Period:  
CFP FY 2025 - 2029

Buildings ⓘ  
Beaver Local Middle School-001933

Taxid: 341081086

Designate County: Columbiana

Fax: (330) 424 - 9719

Web URL: N/A

Pathways ⓘ  
A0 - Agribusiness and Production Systems

ⓘ

☐ Middle Level (7th - 8th Grade)  
Select this box if middle level CTE courses will be offered as a component of an approved CTE program in a partner school. (note Restriction: For Middle level CTE courses to be approved, ninth and tenth grade level pathway programming must be offered. A Program of Study must show the connection to a CTE pathway program at the high school level through postsecondary.

☐ Secondary to 2 Year Degree (Associates)(9th - 12th Grade)  
Select this application to show a secondary pathway.

☐ Secondary to 4 Year Degree (Baccalaureate)(9th - 12th Grade)  
Select this application page to show a secondary pathway to a 4-year Baccalaureate program of Study, or Associates degree with six semesters. Secondary Program of Study is shown on the CTE page and is used in combination to show pathway continuation.

☐ Ohio Technical Center  
Select this application to show an adult Technical Training Program of Study.

☐ Apprenticeship  
Select this application to show an Apprenticeship-Training Program of Study.

Submit

Figure 7

1. Select the Application Period of application renewal/creation (Figure 7).
2. Select the Building where the program will be located. This is the location of instruction. Each instructional location requires an application.

For Renewal Applications, only buildings with approved programs that will expire at the end of the current fiscal year will appear in the dropdown.

3. For Career Field Pathway Program Applications, select the program pathway code. Please reference the [FY25 Program and Assessment Matrix](#) for eligible pathway codes.

For CBI, and FCS applications, you do not have to choose a pathway code. For ICO, you need to choose a Career Field Cluster Code.

**NOTE: Once the pathway is selected, it cannot be changed.**

4. Select the pathway type(s) aligned with the secondary and post-secondary program of study. Select all that apply to the application. This indicates the program of study scope to be identified in the application.

Renewal Applications, this area will be pre-populated and can be edited.

☐ Middle Level (7th-8th)

Select this box if Middle Level CTE courses will be offered as a component of an approved CTE program in a district or school. (Restriction: For Middle Level career-technical education courses to be approved, 7th and 8th grade level pathway programming must be offered, or each school superintendent or designee must complete a Middle School Waiver Form. A program of study must show the connection between Middle Level courses and completion of the career-technical education pathway program.

☐ Secondary to 2 Year Degree: Associates (9th - 12th Grade)

Select this application to show a secondary pathway to an Associate Degree program of study.

☐ Secondary to 4 Year Degree: Baccalaureate (9th - 12th Grade)

Select this application page to show a secondary pathway to a 4-year Baccalaureate program of study or associate degree with six semesters.

☐ Ohio Technical Center: Select this pathway when an agreement with an Ohio Technical Center is established as a secondary career-technical provider or the program of study aligns to an Adult Technical Training program and/or Short or Long-Term Certificate that is at least one year (two semesters) of postsecondary study.

☐ Apprenticeship:

Select this application to show a secondary pathway transitioning to

Select **Submit** This will save the changes and open the General tab of the application.

**NOTE:** The CTE-26 database will autosave applications after initial creation. To access created applications, visit the Provider Search screen and select **Proceed** to gain access.

The screenshot shows the 'General' tab of the CTE-26 application form. The form is divided into several sections:

- Provider:** Includes fields for Name (Upper Scioto Valley Middle School), IRN (000349), WEB URL (N/A), County (Hardin), Phone (419) 757-3231, Fax (419) 757-0135, Email (N/A), Grade Level Served (7-8), Tax ID (N/A), District (Upper Scioto Valley Local), Phone (419) 757-3231, IRN (047522), and TECH PREP (Central Tech Prep Regional Center, Chief Admin: Carrie Scheiderer, Email: CentralTechPrep@Fakemail.com, Phone: (740) 334-3445).
- Address:** Includes Physical Address (510 South Courtright Street, City: Mc Guffey, State: Ohio, Zip: 45859) and Mailing Address (510 South Courtright Street, City: Mc Guffey, State: Ohio, Zip: 45859).
- Application Created By:** Includes Org Details (Ohio Hi-Point Career Center, IRN: 051324, State: Ohio, Phone: (937) 599-3010) and Personnel Details (Lisa McCullough, Email: Refresh@Fakemail.com, Phone: (937)-539-7007).
- Career Technical Planning District:** Includes Org Details (Ohio Hi-Point JVSD CTPD, IRN: 200056) and Personnel Details (Richard Smith, Jr., Role: Superintendent, Email: Refresh@Fakemail.com, Phone: (937)-599-3010).
- Provider/Program Status Info:** Includes Servicing (Career Field Pathway Program Application), Current Status (Started), Application Type (First Year Applications), and Application Period (CFP FY 2026 - 2030).

Figure 8

## General Tab

Review the General tab information (Figure 8). If there is an error in the provider's information, changes to this information must be corrected through the [Ohio Educational Directory System](#) (OEDS.) Contact the organization's OEDS-Org Administrator for assistance.

*NOTE: The edit icon next to the Provider section heading may be used to edit the building location of where program instruction will occur.*

*NOTE: Use the edit icon next to the Application Detail section heading to modify the application pathway type(s) aligned to the secondary and post-secondary program of study.*

The CTE-26 system automatically sends emails to the person creating the application to notify schools that the status of an application has changed. The system will also generate emails to superintendents for key changes. For emails to be received, the school administrators must have an email in the Ohio Educational Directory System (OEDS). To check the status of school information in OEDS, you can search the [Ohio Education Directory System](#).

## Courses Tab

This section describes the process for completing the Courses tab for Career Field Pathway, Career-Based Intervention, and Family and Consumer Science / GRADS program applications.

Select the Courses tab (Figure 9) to start completing a program of study. You will need to enter the courses for both the secondary and post-secondary components. For the Post-Secondary Technical section, add the Post-Secondary Institution partner for the program of study.



Figure 9

General Courses Pathway Labor Market Demand Docs Assurances Status / Flags Comments / History

Pathway Description F7 - Robotics

**Courses**

- College Credit Opportunities
- PT - Post-Secondary Technical / Adult Technical Training
- IA - Recommended Integrated Academics(MS/ HS)

**Print Courses**

Print Courses

**CTE - Required Technical (MS/HS)**

Add Course

**Single CTE**

Add Course

**CC-College Credit Opportunities**

Add Course Import Course

**PT - Post-Secondary Technical / Adult Technical Training**

Add Course Import Course

Post-Secondary Institution : Select...

**IA - Recommended Integrated Academics(MS/ HS)**

Add Course Import Course

## CTE-Required Technical (MS/HS)

1. Click the Add CTE-Required Technical (MS/HS) course button (Figure 10)
  - a. Select the Grade Level, Course Name, and Code/Hours from drop-down menus



(Figure 10).

- - b. Click Add to save the selection to the Courses tab.
  - c. Repeat until all CTE required courses are listed.

NOTE: Renewed applications will automatically populate the CTE-Required Technical courses from the previously approved application that is due to expire at the end of the fiscal year. Populated courses must be reviewed for accuracy and district changes. Reference the [FY2026 Career-Technical Education Program and Assessment Matrix](#) for eligible course information.

**Career Field Pathway Program Application** - Career Field Pathway programs must offer a minimum of four VT or VP testable courses for a combined minimum of 450 hours in a single pathway. Middle Level applications should list the complete secondary pathway, including all middle level and high school courses.

**Job Training Coordination (JTC) (M3 Pathway)** Program Applications - All M3 programs must offer Introduction to Job Training (990405, VT, 240-1080 hours) in the first year that the program is available, as it is the first course in the pathway. Introduction to Job Training (990405) may also be offered in each subsequent year that a student may enroll in an M3 pathway. Fundamentals in Job Training (990410, VT, 240-1080 hours) should be offered in the second and subsequent years that the program is available to students. To meet the four-course minimum, districts may elect to include Fundamentals in Job Training (990410) for all semesters that students may remain in the program, including deferring graduation (Post:Yr1/Se1, Post:Yr1/Se2, Post:Yr2/Se1, Post:Yr2/Se2). M3 applications do not need to complete the college credit opportunities or post-secondary technical training/adult technical raining sections of the application. Applications for M3 pathways must include Recommended Integrated Academics (“IA”); identified courses must be core academic classes offered in the same years as students are enrolled in the job training coordination program. For additional information, reference the [Job Training Coordination Program Information](#).

**Career-Based Intervention (CBI)** Program Application - All CBI programs must select the CBI Related Instruction course (252525, VN, 120-280 hours) for each grade in which CBI is offered. If planning to offer work-based learning for credit, then select CBI Work-Based Learning (252010, V3, 120-450 hours) once for each grade level. All CBI Academics (various, V3, 120-280 hours) are optional courses to be included at the district's discretion. CBI applications should not complete the college credit opportunities or post-secondary technical training/adult technical training sections of the application; the "CC" and "PT" sections must be blank. Applications for CBI must include Recommended Integrated Academics ("IA"); identified courses must be core academic classes offered in the same years as students are enrolled in the career-based intervention program. For additional information, reference the [Career-Based Intervention Manual of Operations](#).

**Family and Consumer Sciences (FCS)** - Family and Consumer Sciences must select four VN courses; schools may choose one focus area or cross all four focus areas. These focus areas include Food and Nutrition, Human Services, Career, and Individual Development and Environmental Design. FCS applications do not require completion of the college credit opportunities or post-secondary technical training/adult technical training sections of the application, but this section can be completed for the Personal Finance CTAG.

When selecting the four VN courses, selections should be made appropriately for the grade level and building where the four VN courses are being offered. (For example: 091201 VN Introduction to Family and Consumer Sciences 30-90 Hours 7-10, can be offered in a middle school or high school setting but cannot be delivered outside of the 7-10 grade band.)

FCS course codes with grade bands:

091201 VN Introduction to Family and Consumer Sciences, 30-90 Hours, Grades 7-10

091205 VN Principles of Food, 30-90 Hours, Grades 7-10

091410 VN Transitions and Careers, 30-90 Hours, Grades 7-10

091501 VN Textiles and Interior Design, 30-90 Hours, Grades 7-10

093005 VN Personal Wellness and Development, 30-90 Hours, Grades 7-10

For additional information, please reference the [Family and Consumer Sciences page](#).

### **Single CTE**

The purpose of this section is to add a Single CTE course when not executing a complete career field pathway program in a single provider location. A Single CTE course must be entered and aligned to an approved program of study with an approved provider. You will need to add the name of the approved provider (career center or high school) and complete the secondary pathway in the CTE Required Technical section.

A student cannot be required to duplicate a course in a pathway. Two institutions may offer the same course if a student does not have to duplicate the course. All required courses in the provider's approved program of study must be verified in the application.

Add New Course

Add Single CTE Course

Grade Levels

Secondary

7th
8th
9th
10th
11th
12th

Post Secondary

1st Year (Sem 1)
1st Year (Sem 2)
2nd Year (Sem 1)
2nd Year (Sem 2)

Course

Name

Select...

Code/Hours

Select Course First

Cancel

Add

Figure 11

- ❑ Click the Add Single CTE Course button
- ❑ Select the Grade Level
- ❑ Click in the Name box and type the course name.
- ❑ Click the Add button to save the selection to the Courses tab.
- ❑ Repeat until all Single CTE Courses are listed.

## CC-College Credit Opportunities

These courses are high school career-technical courses aligned to postsecondary technical courses for college credit. For example, this would include CTAG, Bilateral Articulated Credit and College Credit Plus.

Courses that are eligible for CTAG credit with an aligned WebXam will auto populate in the CC-College Credit Opportunities and Pathway tab. Any non-CTAG course that is eligible as college credit such as College Credit Plus or Bilateral Articulation, must be added manually using the process below.

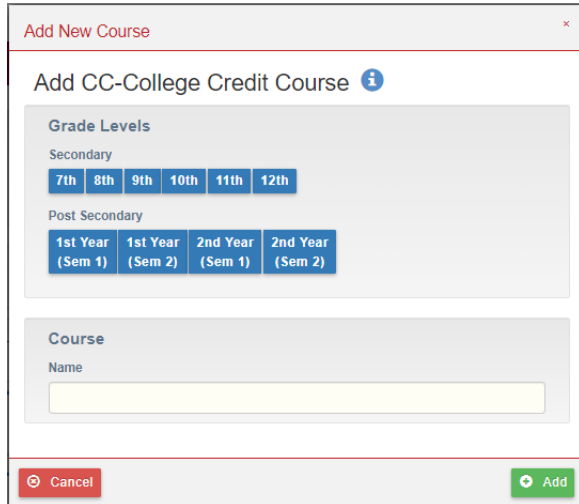


Figure 12

- ☐ Import or click the Add College Credit Course button.
  - ☐ Select the Grade Level.
  - ☐ Click in the Name box and type the course name. Use the college course catalog for course number and title.
  - ☐ Click Add to save the selection to the Courses tab.
- Figure 11
- ☐ Repeat until all College Credit Courses are listed.

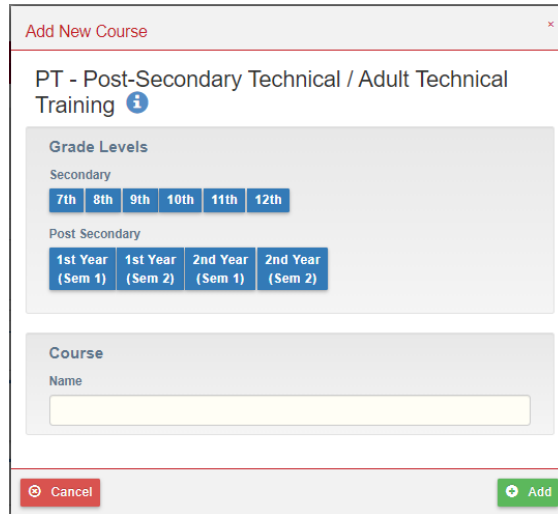
**NOTE:** A program of study must identify a minimum of three college credit hours aligned to the technical degree track in a Career Field Pathway program.

**NOTE:** Family and Consumer Sciences, Career-Based Intervention, and Job Training Coordination applications do not have to complete this section. Middle Level and Single CTE Applications do need to complete this section.



## PT-Postsecondary Technical/Adult Technical Training Courses

This section adds Post-Secondary Technical or Adult Technical, Post-Secondary Academic courses and recommended non-career technical courses associated with the secondary pathway program of study and aligned post-secondary program of study through the first four semesters of the degree/certificate track.



The screenshot shows a web-based form titled "Add New Course" with a close button (X) in the top right corner. The main heading is "PT - Post-Secondary Technical / Adult Technical Training" with an information icon (i). Below this, there are two sections for "Grade Levels". The "Secondary" section contains buttons for 7th, 8th, 9th, 10th, 11th, and 12th grades. The "Post Secondary" section contains buttons for "1st Year (Sem 1)", "1st Year (Sem 2)", "2nd Year (Sem 1)", and "2nd Year (Sem 2)". Below these sections is a "Course" section with a "Name" label and a text input field. At the bottom of the form are two buttons: a red "Cancel" button and a green "Add" button with a plus icon.

Figure 13

- Select Import or Add the Post-Secondary Technical/ Adult Technical Course button. (Verify all imported courses are current with the postsecondary provider.)
- Select the Grade Level.
- Click in the Name box and type the course name. Use the college course catalog for course number and title.
- Click Add to save the selection to the Courses tab.
- Repeat until all Post-Secondary Technical/Adult Technical and Academic courses are listed.

*NOTE: Family and Consumer Sciences, Career-Based Intervention, Job Training Coordination, Middle Level, and Single CTE applications do not need to complete this section.*

## IA-Recommended Integrated Academics (MS/HS) Course(s)

This section adds Integrated Academics. Programs are required to integrate academics (English Language Arts, Math, Social Studies and Science courses) into Career-Technical courses. Integrating academics requires programs to map career-technical course standards to academic course standards to jointly instruct, enhance and reinforce the academic and technical content. The mapping process has been completed at the state level in the [Standards by Design](#) tool. At least one academic must be integrated into career-technical programming, but the CTE-26 should include all Integrated Academics. Please do not include all academics offered by a school.

- ☐ Select Import or Add Recommended Integrated Academic Course(s) button
- ☐ Select the Grade Level
- ☐ Click in the Name box and type the course name.
- ☐ Click Add to save the selection to the Courses tab.
- ☐ Repeat until all Recommended Integrated Academic Course(s) is(are) listed.

Add New Course

Recommended Integrated Academics (MS/HS) ⓘ

**Grade Levels**

Secondary

7th 8th 9th 10th 11th 12th

Post Secondary

1st Year (Sem 1) 1st Year (Sem 2) 2nd Year (Sem 1) 2nd Year (Sem 2)

**Course**

Name

Cancel Add

Figure 14

## Importing Prior Application Courses

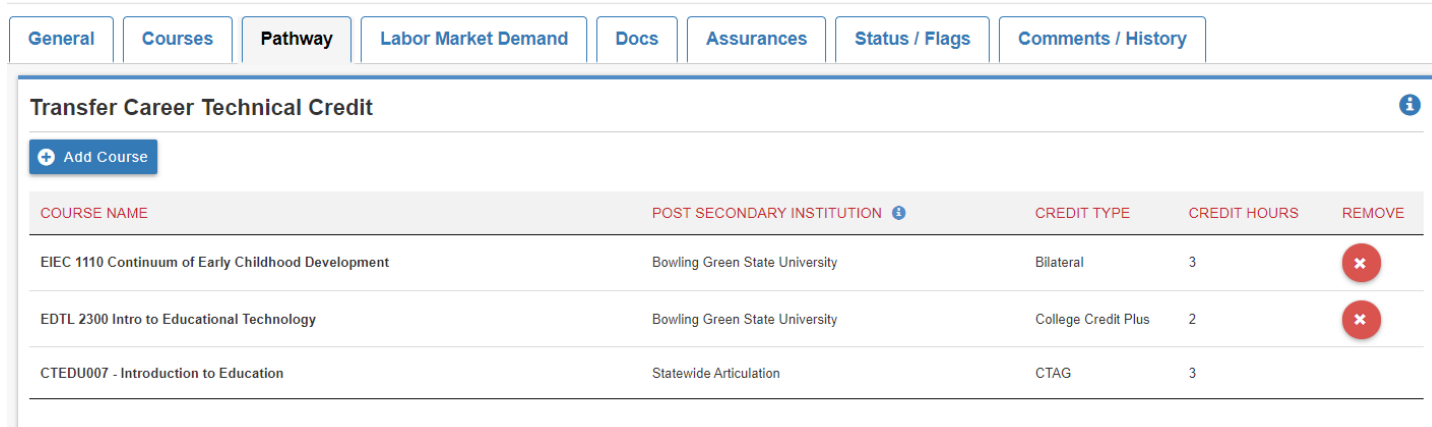
The CTE-26 system allows you to import course information from existing approved CTE-26 applications into the currently open CTE-26 application. The Import Courses feature has built-in filters that allow courses to be sorted by program year, pathway code, course name, or grade level. If using the Import function, ensure that the information is current and correct.

- ❑ Click the Import button for the area you want to import courses into ([Figure 9](#)).
- ❑ Check the box of each course to be imported to the chosen area ([Figure 15](#)).
- ❑ Click Import Courses when you are finished. This will import selected courses into the Courses Tab. ([Figure 15](#))
- ❑ Repeat with each section until all desired courses are imported.

FISCAL YEAR	PATHWAY	COURSE NAME	CURRICULUM CODE	GRADE LEVELS	IMPORT
Career Field Pathway Program Application FY 2016 - 2020	E1	EPSY 29525 Educational Psychology		Post. Yr2/Se1	<input type="checkbox"/>
Career Field Pathway Program Application FY 2016 - 2020	E1	ITEC 19525 Educational Technology		Post. Yr2/Se2	<input type="checkbox"/>
Career Field Pathway Program Application FY 2016 - 2020	E1	Kent Core Requirement		Post. Yr2/Se2	<input type="checkbox"/>
Career Field Pathway Program Application FY 2016 - 2020	E1	Kent Core Requirements		Post. Yr2/Se1	<input type="checkbox"/>
Career Field Pathway Program Application FY 2016 - 2020	E1	Kent Core Requirements		Post. Yr1/Se1	<input type="checkbox"/>
Career Field Pathway Program Application FY 2016 - 2020	E1	Kent Core Requirements		Post. Yr1/Se2	<input type="checkbox"/>
Career Field Pathway Program Application FY 2016 - 2020	E1	MATH 11010 Algebra for Calculus		Post. Yr1/Se2	<input type="checkbox"/>
Career Field Pathway Program Application FY 2016 - 2020	E1	MATH 11022 Trigonometry		Post. Yr2/Se1	<input type="checkbox"/>

# Pathway Tab

A minimum of three semester credit hours of college credit opportunities aligned to the technical content of the secondary Career Field Pathway program of study must be identified. Credit type may be awarded through College Credit Plus courses, Statewide Articulation CTAGS, or local Bilateral Articulation agreements.



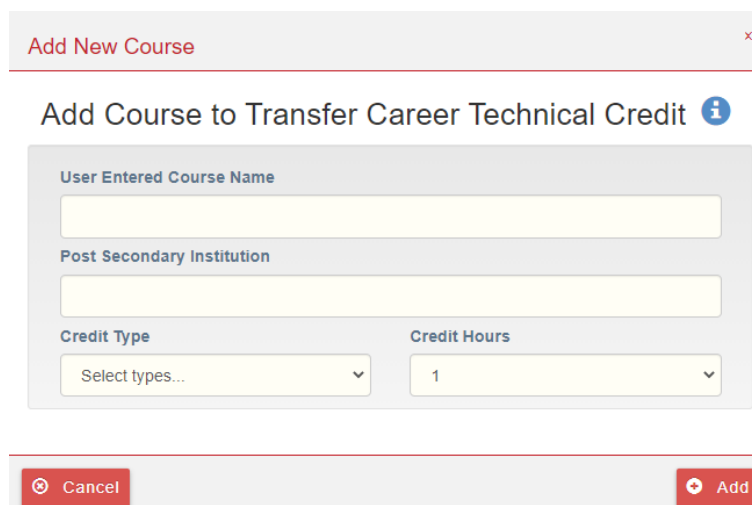
The screenshot shows the 'Pathway' tab selected in a navigation bar. Below the tab is a section titled 'Transfer Career Technical Credit' with an 'Add Course' button. A table lists three courses:

COURSE NAME	POST SECONDARY INSTITUTION	CREDIT TYPE	CREDIT HOURS	REMOVE
EIEC 1110 Continuum of Early Childhood Development	Bowling Green State University	Bilateral	3	
EDTL 2300 Intro to Educational Technology	Bowling Green State University	College Credit Plus	2	
CTEDU007 - Introduction to Education	Statewide Articulation	CTAG	3	

Figure 16

NOTE: CTAG credit courses will automatically populate from the Courses Tab when aligned with a WebXam Assessment. Any CTAG credit not aligned to an end-of-course WebXam, College Credit Plus course, or Bilateral Articulation agreement will be added using the process below. CBI, FCS, and JTC are not required to complete the Pathway Tab.

- ☐ Click the Add Course button
- ☐ Enter the College Credit Course Name. Use the college course catalog for course number and title.
- ☐ Enter the Post-Secondary Institution that will award the credit .



The screenshot shows the 'Add New Course' form. It has a title bar 'Add New Course' with a close button. Below is a section 'Add Course to Transfer Career Technical Credit' with an information icon. The form contains:

- 'User Entered Course Name' text input field.
- 'Post Secondary Institution' text input field.
- 'Credit Type' dropdown menu with 'Select types...' as the selected option.
- 'Credit Hours' dropdown menu with '1' as the selected option.
- 'Cancel' and 'Add' buttons at the bottom.

Figure 17

- ☐ Using the Credit Type drop-down to select the type of credit to be awarded.
- ☐ Use the Credit Hours drop-down box to choose the number of semester credit hours to be awarded.
- ☐ Repeat with each section until post-secondary credit options are entered.

# Labor Market Demand Tab

Labor Market Data is automatically populated with statewide in-demand and critical occupation data provided by the Ohio Department of Job and Family Services. Each pathway description is aligned to occupation codes generally used by the business and industry sectors associated with the selected career-field pathway of the application.

General Courses Pathway **Market Demand** Docs Assurances Status / Flags Comments / History

Pathway Description: A0 - Agribusiness and Production Systems

GIS Map: [Ohio In-Demand Jobs & CTE Pathways Alignment Map](#)

### In-Demand/Critical Jobs

OCCUPATION	ONET CODE	NO. OF POSTINGS	IN-DEMAND	MEDIAN ANNUAL WAGE
Agricultural Equipment Operators	45-2091.00	125	Yes	\$45,440
Business Operations Specialists, All Other	13-1198.00	12515	Yes	\$66,080
Career/Technical Education Teachers, Middle School	25-2023.00	60	Yes	\$76,890
Career/Technical Education Teachers, Secondary School	25-2032.00	247	Yes	\$76,680
Customer Service Representatives	43-4051.00	23152	Yes	\$37,220
Environmental Scientists and Specialists, Including Health	19-2041.00	1077	Yes	\$77,590
Food Processing and Other Related Occupations	44-2043.00	54	Yes	

### Other Occupations

OCCUPATION	ONET CODE	NO. OF POSTINGS	IN-DEMAND	MEDIAN ANNUAL WAGE
Agricultural and Food Science Technicians	19-4011.00	173	No	\$36,170
Agricultural Engineers	17-2021.00	1	No	\$98,590
Agricultural Inspectors	45-2011.00	97	No	\$61,020
Agricultural Sciences Teachers, Postsecondary	25-1041.00	81	No	\$63,710
Agricultural Workers, All Other	45-2099.00	4	No	\$22,290
Animal Breeders	45-2021.00	2	No	
Animal Scientists	45-2055.00	45	No	

### Questions

Upload relevant documents under "Docs" tab.

**Question 1**  
What drove your district's decision to apply for or renew this program of study?

**Question 2**  
What are the career and postsecondary opportunities for students who graduate from this pathway to follow?

**Question 3**  
Programs of Study must align with labor market needs. How does this program of study align to the needs of your local labor market? What current or projected opportunities exist in these career pathways for students graduating from this pathway?

[Save Answers](#)

Figure 18

All labor market data should be reviewed to determine if there is state demand for the program. If there is not state demand, complete the additional information.

If the pathway selected does not display more than one occupation code in the Top Jobs data, provider applicants must answer the following questions and provide local demand evidence to support the career field pathway application in the Docs tab.

1. What drove your district's decision to apply for or renew this program of study?
2. What are the career and postsecondary opportunities for students who graduate from this pathway to follow?
3. Programs of Study must align with labor market needs. How does this program of study align with the needs of your local labor market? What current or projected opportunities exist in these career pathways for students graduating from this pathway?

When complete, select Save Answers. Upload all relevant support documents related to the labor market demand questions under the Docs tab.

# Docs Tab

General Courses Pathway Labor Market Demand Docs Assurances Status / Flags Comments / History

Uploaded Document Type ⓘ

Documents On File

Upload Document(s) Import Document(s) From Other Programs Delete Document(s)

SHOW 5 ENTRIES FILTER ON DOCUMENTS

NAME	TYPE	DATE UPLOADED	REVIEWED	HISTORY	DELETE
No data available in table					

Showing 0 to 0 of 0 entries

Figure 19

Programs of Study that do not meet the statewide criteria for “In-demand Occupation” will be required to ensure the program of study meets the requirements of the Perkins V legislation. Recipients will need to display local or regional demand to be permitted to use Perkins funds for these specific pathways. Applications will include answers to narrative questions and must show they meet four of six elements of evidence. On each uploaded document (minimum of four), please indicate which element of evidence it is addressing.

## Narrative Questions

1. What drove your decision to apply for or renew this program of study?
2. What career pathway would you expect students to follow who graduate from this pathway?
3. Programs of study must be tied to labor market demand. How does this program of study align with local labor market needs.

## Elements of Evidence (Must submit evidence for four of six)

1. 25 percent of students are participating in work-based learning experiences.
2. 50 percent of students are placed in industry-relevant jobs or programs within six months after graduation.
3. 70 percent of students attaining 12 points of industry-recognized credentials in the relevant career field.
4. Documented job openings in the local area (county and surrounding counties) indicating openings for at least 85 percent of students in the average program cohort.
5. More than 90 percent post-program placement (not limited to industry relevance).
6. At least two letters from industry partners indicating future intent to hire students from the pathway.

Insufficient evidence does not automatically disqualify a program from state approval for supplemental career-technical state funding. However, the program will be ineligible for use of Perkins V Federal funding by the local recipients.

## Docs Tab Upload

- ❑ To add a document, select the Upload Document.
- ❑ Click on the Document Type drop-down and select the question the evidence is regarding.
- ❑ Drag and drop the file from the desktop or click the screen to browse files.
- ❑ Repeat this process until a minimum of four elements of evidence are uploaded in the Docs Tab. (Figure 21)

The screenshot shows a 'Document Upload' window. At the top, there's a title bar with a red 'X' close button. Below the title bar, there's a 'Document Type' dropdown menu currently showing 'Work-Based Learning'. Underneath is a 'Drag and Drop' section with a large white box containing the text 'Drop files here to upload or click here to browse for files'. At the bottom of the window, there's a 'Close' button with a red icon.

Figure 20

Please indicate Yes or No	Evidence to Submit
	25% of students in the pathway are participating in Work-Based Learning experiences.
	50% of students are placed in industry-relevant jobs or programs within 6 months after graduation.
	70% of students are attaining 12 points of industry-recognized credentials in the relevant career field.
	Documented job openings in local area (county and surrounding counties) indicating openings for at least 85% of students in expected or real average program cohort.
	More than 90% post program placement (not limited to industry-relevance).
	At least 2 letters from industry partners indicating future intent to hire students from the pathway.
	<b>Has the School Submitted Evidence for at least four (4) of the six (6) criteria?</b>

Figure 21



# Assurances Tab

General	Courses	Pathway	Labor Market Demand	Docs	Assurances	Status / Flags	Comments / History
---------	---------	---------	---------------------	------	------------	----------------	--------------------

### Assurances

#### Ohio Department of Education Assurances

Approval of new Career-Technical Education pathway program applications or applications for renewal of existing pathway programs is contingent upon following assurances and that evidence of compliance is maintained on file.

- Potential for student enrolled in the program to receive the training that will qualify the student for industry credentials, postsecondary education or both. ORC Sec. 3317.161 (C) (1) (c)
  - Complies with guidelines from other state agencies as appropriate regarding coursework, licensure, and instruction. OAC 3301-61-03 (D)(3)
  - Address the state board of education approved career field technical content standards (http://www.education.ohio.gov), including at a minimum, all competencies identified by business and industry as essential; and/or accrediting association and/or licensing agency standards where applicable. OAC 3301-61-03 (D)(5)
  - Reinforce Ohio's state board of education approved academic content standards (http://www.education.ohio.gov) in mathematics, English language arts, science, and social studies. OAC 3301-61-03 (D)(5)
  - Provide multiple measures to assess student attainment of academic and technical content standards (http://www.education.ohio.gov), including, but not limited to state board of education approved technical assessments, assessments for state recognized national credentialing/certifications where applicable and accrediting association and/or licensing agency examinations where applicable. OAC 3301-61-03 (D)(7)
  - Technical and academic course offerings must be designed in an Ohio state department of education approved sequence of courses/program of study that meets state approved graduation requirements (http://www.education.ohio.gov), creates an educational pathway for grades seven through twelve, and identifies a high-school pathway, a postsecondary pathway, and employment options. OAC 3301-61-03 (D)(9)
- Career-technical advisory committees reflecting career fields and authorized by local boards of education shall engage business/industry and postsecondary representatives and utilize input from professional associations, labor, government, and the community. Advisory committees shall identify new and emerging careers, address current programs on curriculum, assessment, work-based learning, facilities and equipment, and engage educators to improve and expand programs, and ensure the quality of the program using the Ohio state department of education's quality program standards (http://www.education.ohio.gov). OAC 3301-61-03 (E)
- Coursework includes articulated credit that is related to the secondary program of study and postsecondary career fields. Postsecondary credit is transcribed no later than following the conclusion of the academic term in which the student has met the postsecondary residency requirements. Perkins V, Title I, SEC. 134, (b) (7)
- The program uses a state approved program of study. Perkins V, Title I, SEC. 134, (b) (2) (B)
- Ensures students have access to career-technical student organizations. OAC 3301-61-03 (D) (4)

- Admission requirements of lead district. ORC Sec.3317.161 (C) (1) (d)
  - Meet or state and federal requirements with regard to access, non-discrimination and meeting of performance expectations for special populations, including preparation for careers in industry sectors requiring technical expertise. OAC 3301-61-03 (D) (5)
- Past performance of the district or school that is offering the program. ORC Sec. 3317.161 (C) (1) (e)
  - All districts receiving state career-technical education supplemental funds for career-technical education programs and courses shall annually report performance data on measures identified by the department. Data shall be reviewed as part of the program review and five-year renewal process. OAC 3301-61-03 (G)
  - An appropriate Ohio Technical Competency assessment and/or business/industry-recognized credential is/are offered. Perkins V, Title I, SEC. 113, (b) (2) (A) (iv) (f)
- Travelling distance. ORC Sec.3317.161 (C) (1) (f)
  - Distance and time that students spend commuting to the Career-Technical Education programs have been studied and evaluated and are reasonable in consideration of program starting and ending times.

#### Ohio Department of Higher Education Assurances

Approval of new, or updates to, Career-Technical Education courses that enable students to transfer agreed upon technical courses to state institutions of higher education is contingent upon complying with the following assurances and that evidence of compliance is maintained on file.

- An institution will first complete the process of submitting new Career-Technical Education pathway program applications or applications for renewal of existing pathway programs according to the assurances established herein by the Ohio Department of Education.
- An institution submitting Career-Technical Education courses that enable students to transfer agreed upon technical courses to state institutions of higher education shall:
  - Submit each course in accordance with Ohio Revised Code Section 3333.10(2)(b).
  - By April 15, 2007, the Ohio board of regents, in consultation with the department of education, public adult and secondary career-technical education institutions, and state institutions of higher education, shall establish criteria, policies, and procedures that enable students to transfer agreed upon technical courses completed through an adult career-technical education institution, a public secondary career-technical institution, or a state institution of higher education to a state institution of higher education without unnecessary duplication or institutional barriers. The courses to which the criteria, policies, and procedures apply shall be those that adhere to recognized industry standards and equivalent coursework common to the secondary career pathway and adult career-technical education system and regionally accredited state institutions of higher education. Where applicable, the policies and procedures shall build upon the articulation agreement and transfer initiative course equivalency system required by section 3333.16 of the Revised Code.
  - Affirm that the institution is offering educational content that is part of a statewide career-technical articulation.
  - Utilize guidance documents provided by the Ohio Department of Higher Education that provide the statewide learning outcomes (and where applicable, instructional resources) and cover such topics with students in the teaching and learning environment.
    - The institution will work with the Ohio Department of Higher Education to submit and maintain evidence of current program accreditation or charter, and instructor certification or licensure, when such documentation is required as part of the submission and review process to ensure that participating institutions align to the statewide learning outcomes in Career Technical Assurance Guides (CTAGs) and are equivalent enough to facilitate statewide articulation and transfer.
  - Share any associated documents and materials with colleagues within the institution that are teaching the same courses for which institutional approval might be granted.
- An institution submitting Career-Technical Education courses that enable students to transfer agreed upon technical courses to state institutions of higher education acknowledges that:
  - The goal of statewide articulation and transfer is to teach a common set of statewide learning outcomes so that students can move seamlessly through the secondary to postsecondary system.
  - The creation of new, or modification of existing, Career-Technical Assurance Guides (CTAGs)/Career-Technical Assurance Numbers (CTANs) may result in the submission of new, or readmission of existing, secondary Career-Technical Education courses.
  - Approval of Career-Technical Education courses that enable students to transfer agreed upon technical courses to state institutions of higher education does not automatically ensure that students will be eligible to access such credit.
    - At the completion of its courses, the institution must certify in good faith that the student has met all of the learning outcomes in the statewide articulation agreement and has passed the appropriate course, and its measurements in the same academic year or thereafter.
    - The student must matriculate to a state institution of higher education with an approved or comparable program within three years of completing the career-technical education course or within the currency of the industry certificate or license.
    - The admission requirements of individual institutions and/or programs are unaffected by the implementation of Career-Technical Credit Transfer outcomes.
    - The transfer of credit through a CTAG will not exempt a student from the residency requirements at the receiving institution.

Superintendent

CTPD Lead

Community School Sponsors

Agree

I Agree

I Agree

Figure 22

New applications or renewals of existing secondary career-technical education pathway programs are facilitated through the CTE-26 application process. Approval is contingent upon districts/community schools complying with the Ohio Career-Technical Program of Study Assurances (Figure 22), which addresses a variety of quality elements that are derived and aligned to Ohio Revised Code, Ohio Administrative Code, Perkins IV/V and are State Board of Education approved. Superintendent agreement indicates that the district has plans in place to address all assurances.

To accept the terms and conditions of the Assurances:

## Superintendent for the school creating the CTE-26

The school superintendent must check the box marked Superintendent (Figure 22). After the “I Agree” button is selected, a green checkmark and the word “agreed” are listed. (Figure 23)

## CTPD Lead Superintendent

The CTPD Lead Superintendent has the choice to agree. If the CTPD Lead does not agree with the assurances on this page, the creating district has the right to appeal the decision to the Ohio Department of Education. Once the Agreed button is selected, there will be a green checkmark, and the word “agreed” listed on this page (Figure 24).

Superintendent



Figure 23

CTPD Lead



Figure 24

## Community School Sponsor

The Community School Sponsor has the choice to agree to the assurances. If the Community School Sponsor does not agree, the community school sponsor and operator will need to determine what needs to be addressed to ensure agreement. After the “I Agree” button is selected, there will be a green checkmark, and the word “agreed” listed on this page.

*NOTE: To agree to the assurances, you must have the appropriate Ohio Education Directory System (OEDS) role of Superintendent, Superintendent Designee, Executive Director, or Business Manager. Should the button not be highlighted with the ability to click, review the OEDS Role Assigned for the IRN associated with the action to be completed.*

## Status/Flags Tab

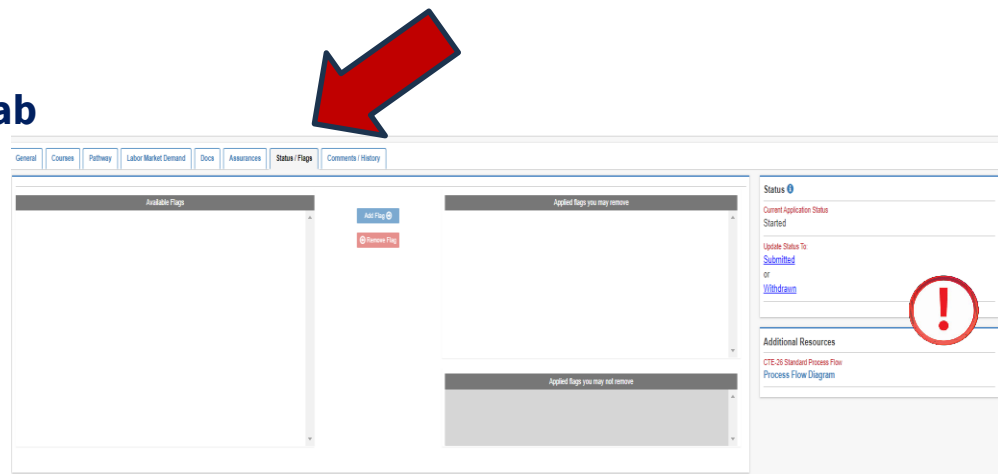


Figure 25



To change the status of the application, selections will be available under Update Status To (Figure 25). If the action is not highlighted in blue, you do not have the ability to choose that status (check OEDS login role). All statuses definitions are included in [Appendix III](#).

Each OEDS role has a specific set of statuses available to that role and are dependent on the relationship with the organization creating the CTE-26 application. This information can be found in [Appendix II](#).

Only individuals with Superintendent or Superintendent Designee OEDs status may withdraw an application. The system will generate a note to ensure that this decision is the correct one so that an application is not accidentally withdrawn. Withdrawing an application will not allow you to create a new application for the provider or provider location. If you inadvertently “Withdraw” an application and need the application returned to started, please contact your Tech Prep Regional Center, Chief Administrator.

# Comments/History Tab



Date	Created By	Status
10/14/2020 12:39:27 PM	Melissa Peterson	Started

Figure 26

The Comments/History tab is used to share information as part of the CTE-26 application. If an application is sent back for revision (normally from Tech Prep or Ohio Department of Education Program Specialists), explanations of needed changes will be listed here. Any issues or concerns should be listed here as documentation during the CTE-26 application process. Comments are public record and cannot be deleted.

How to create a comment.

Figure 27

- ❑ Click on Add New Subject (1)
- ❑ A Dialog box will open. (2)
- ❑ Click in the Subject text box and create a title for the comment.
- ❑ Click in the Comment text box and type the comment.
- ❑ Click the green Add button to save the comment.

## How to Reply to comment.

- ❑ Click on the blue Reply button on the lower right corner of the Comment / History tab (Figure 26)
- ❑ A Dialog box will open (Figure 28).
- ❑ The Subject will be auto populated with the subject that is being responded to.
- ❑ Click in the Comment text box and type the comment.
- ❑ Click the green Add button to save the comment.

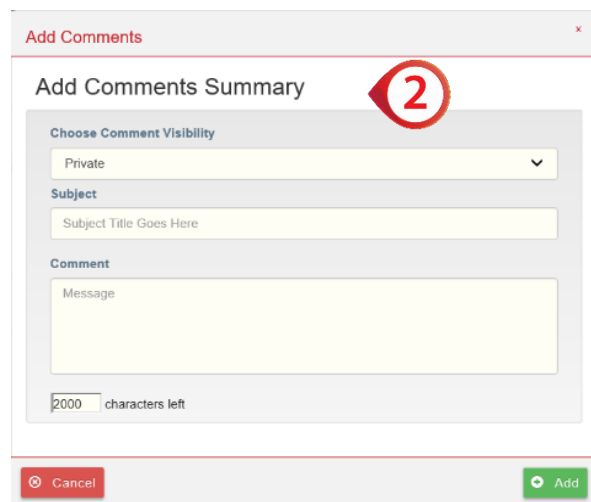


Figure 28

## Industry Credential Senior Only Application

The Industry Credential Only (ICO) application should only be selected for districts implementing [Senior Only Credential Programs](#).

Please review the approved [Industry-Recognized Credentials](#) list on the Ohio Department of Education webpage to ensure you are selecting the most current approved credentials.

To submit the new application, you will need to choose an industry cluster. This is new for 2025. You will also need to choose the building location. Any expiring application for FY25 will need to submit a new provider application.



**Organization Information**

Name: Ohio Hi-Point Career Center  
IIN: 051334  
Phone: (937) 599 - 3010  
Email: Refresh@Fakemail.com

Application Period:  
ICO FY 2026 - 2030

Buildings  
Kenton High School-018846

Taxid: 341091338  
Designate County: Logan  
Fax: (937) 599 - 2318  
Web URL: http://ohiohipoint.com/

Career Cluster ⓘ  
07 - Finance

Submit

Next, choose the Senior Credentials tab to enter your 12 points of industry credentials in one career cluster.

Module: Provider

Program Selected: Industry Credential Only Program Application

050914 - Columbiana County Period: ICO FY 2021 - 2025 Type: First Year Applications Status: Started Back to Search

General Senior Credentials Assurances Comments / History

Saved Credentials

Add Credentials/Credit Hours

EMIS CODE	DESCRIPTION	INSTRUCTIONAL HOURS	REMOVE
-----------	-------------	---------------------	--------

Figure 29

1. Click the *Add Credentials/Credit Hours* button (Figure 29).
2. Select the credential to be added to the application from the drop-down menu.
3. Add the *Instructional Hours* associated with this credential (Figure 30).

Add Credentials/Credit Hours

Select

AutoCAD User

Instructional Hours

Cancel Add

Figure 30

4. Click the *Add* button.

**NOTE:** ICO programs must include a minimum of 12 credential points in a single career field/cluster as designated by the Ohio Department of Education's published list.

**NOTE:** Instructional hours are determined by the school, but some credentials do have required hours of instruction. Please research the credential to determine instructional hours. Total hours must not exceed 920 hours for community schools and 1080 hours for districts.

**NOTE:** The EMIS code will be auto populated. Verify the selected credential and subject. code in the current [EMIS manual](#) to ensure that it is a current credential.

# Innovative Pathway Application

The Innovative Pathway Application should be completed when a school district plans to open a program that includes courses from more than one pathway. Schools should use the same directions for the career pathway program for most of the application process. There are a few differences that are identified here.

## Courses Tab

Under the Courses tab, choose a pathway for each course that is added. This will enable the system to provide Labor Market data.

**Add New Course**

**Add CTE Course** ⓘ

**Pathway(s)**

Select Pathway...

**Grade Levels**

Secondary

7th 8th 9th 10th 11th 12th

Post Secondary

1st Year (Sem 1) 1st Year (Sem 2) 2nd Year (Sem 1) 2nd Year (Sem 2)

**Course**

Name Code/Hours

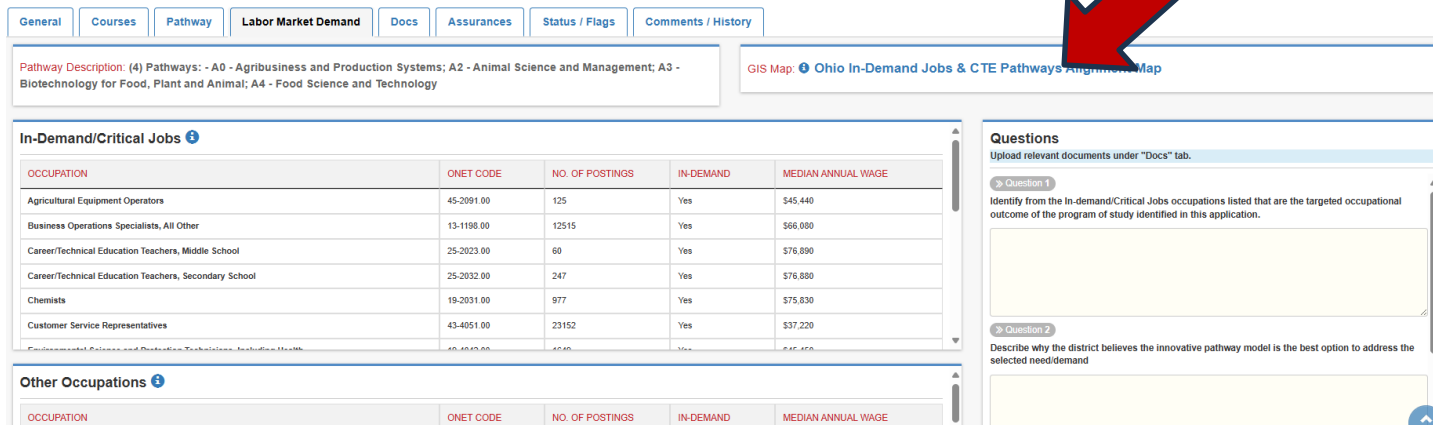
Select... Select Course First

Cancel Add

Figure 31

## Labor Market Demand Tab

In the Labor Market Demand Section, answer the five questions on the right side of the tab information. Relevant documents may be uploaded under the Docs Tab.



Pathway Description: (4) Pathways: - A0 - Agribusiness and Production Systems; A2 - Animal Science and Management; A3 - Biotechnology for Food, Plant and Animal; A4 - Food Science and Technology

GIS Map: [Ohio In-Demand Jobs & CTE Pathways Alignment Map](#)

OCCUPATION	ONET CODE	NO. OF POSTINGS	IN-DEMAND	MEDIAN ANNUAL WAGE
Agricultural Equipment Operators	45-2091.00	125	Yes	\$45,440
Business Operations Specialists, All Other	13-1198.00	12515	Yes	\$66,080
Career/Technical Education Teachers, Middle School	25-2023.00	60	Yes	\$76,890
Career/Technical Education Teachers, Secondary School	25-2032.00	247	Yes	\$76,880
Chemists	19-2031.00	977	Yes	\$75,830
Customer Service Representatives	43-4051.00	23152	Yes	\$37,220
Food and Beverage Preparation, Packaging, and Distribution Workers, Except Food and Beverage Processing Workers	43-4042.00	1646	Yes	\$47,450

**Other Occupations**

OCCUPATION	ONET CODE	NO. OF POSTINGS	IN-DEMAND	MEDIAN ANNUAL WAGE
------------	-----------	-----------------	-----------	--------------------

**Questions**  
Upload relevant documents under "Docs" tab.

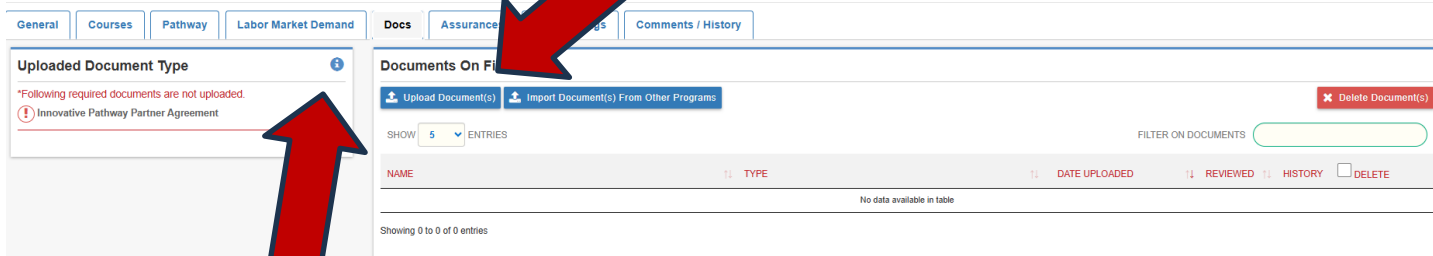
**Question 1**  
Identify from the In-demand/Critical Jobs occupations listed that are the targeted occupational outcome of the program of study identified in this application.

**Question 2**  
Describe why the district believes the innovative pathway model is the best option to address the selected need/demand.

Figure 32

## Docs Tab

Under the Docs Tab, click on the "i" icon for information about submission requirements for the Partnership Agreement. To submit documents, click on the Upload Documents or Import Documents squares.



**Uploaded Document Type**

\*Following required documents are not uploaded.  
Innovative Pathway Partner Agreement

**Documents On File**

Upload Document(s) Import Document(s) From Other Programs

SHOW 5 ENTRIES

FILTER ON DOCUMENTS

NAME	TYPE	DATE UPLOADED	REVIEWED	HISTORY	DELETE
No data available in table					

Showing 0 to 0 of 0 entries

Figure 33

For all other sections of the application, follow the directions for a Career Pathway application.



## Appendix I: Resource Links

- ☐ [CTE-26 Application Resources](#)
- ☐ [FY26 Program and Assessment Matrix](#)
- ☐ [Career-Technical Assurance Guide \(CTAG\)](#)
- ☐ [Ohio Educational Directory System \(OEDS\) Search](#)
- ☐ [Ohio College Tech Prep Regional Center Points of Contact](#)

## Appendix II: CTE-26 OEDS Login Roles

**Please select the appropriate role below when assigning roles based on the permission levels outlined.**

Superintendent (Specific District)

- Create / Edit / Submit and APPROVE an Application/Withdraw an Application

Superintendent Designee (Specific District)

- Create / Edit / Submit and APPROVE and Application/Withdraw an Application

Supervisor, Career-Technical Education General (Specific District)

- Create Application

Director, Career-Technical Education General (Specific District)

- Create Application

Manager (Community School Only)

- Create Application

Executive Director or Business Manager (Community School Only)

- Application is read-only. Sponsor: Approve, Disapprove, or Correction Needed

CTPD Superintendent (Specific Districts)

- Application is read-only. CTPD: Approve, No Action Taken, or Disapprove an application

EMIS Coordinator (Specific Districts)

- Search and view applications.

## Appendix III: CTE-26 Status Definitions

### **Started**

The application has officially been created by the district that owns the program. During this phase, the application can be edited, added to, and seen by the Tech Prep regional center representatives.

### **Correction Needed**

This status shows when Tech Prep, District, CTPD, or ODE has sent an application back to the creating district for edits or adjustments. Once corrections are made, the next status available will be Resubmitted.

### **Tech Prep Approved**

The Tech Prep regional center staff has evaluated the application and moved it to the next step of the approval process. The next step after Tech Prep approval is District approval.

### **District Approved**

The district has approved the application. The next step after District Approved is CTPD Approved.

### **CTPD Approved**

The supervising CTPD has approved the application, moving it through to ODE approval. No more action is needed by the district on the application unless required by ODE as it is evaluated prior to final approvals.

### **ODE Approved**

The application is officially approved by ODE and is complete for the outlined application years for the program in the application.

### **Appealed**

Creating district has appealed a CTE-26 Denial or No Action Status Then ODE will create a document to link to for a complete status list.

### **Approved**

The application is officially approved by ODE and is complete for the outlined application years for the designated pathway.

### **CTPD Disapproved**

The supervising CTPD has disapproved the application and does not wish it to move forward for ODE approval. The creating district has the right to appeal to this status. The rational from the CTPD must be provided in the history/comments section.

### **Community Sponsor Approved**

The Community School Sponsor has approved the application. Application now moves to the CTPD lead for review and approval.

### **Community Sponsor Disapproved**

The Community School Sponsors has sent the Program of Study back to the District for Correction Needed.

### **No Action Taken**

This status will be used should a CTPD not want to approve, nor disapprove, a program application. Rationale from the CTPD must be provided for this status selection. The creating district has the right to appeal this status.

### **Pending Community Sponsor Approval**

This status indicates the need for a Community School Sponsor approval. Community school sponsor roles include Business Manager and Executive Director.

### **Resubmitted**

After an application has been returned for corrections, Resubmitted is the next available action to be taken to begin processing approvals again.

### **Submitted**

The district that created the application has submitted the application for the first phase of approvals. The next step after Submitted is Tech Prep Approved. Once the application has been submitted, it cannot be edited unless it is sent back for corrections. Should you have questions regarding this step, contact your regional Tech Prep representative. If you are unsure of your representative, follow this link [http://education.ohio.gov/Topics/Career- Tech/College-Tech-Prep/Regional- Center-Points-of-Content](http://education.ohio.gov/Topics/Career-Tech/College-Tech-Prep/Regional-Center-Points-of-Content).

### **Terminated**

This status indicates a final action by the Ohio Department of Education.

### **Withdrawn**

The district who created the application has withdrawn the application from consideration. Only individuals with Superintendent or Superintendent Designee OEDs status may withdraw an application. The system will generate a note to ensure that this decision is the correct one so that an application is not accidentally withdrawn.

NOTE: Once an application is tied to a building IRN and a specific pathway code has been withdrawn, a new application cannot be created with the same IRN and pathway code.

## Appendix IV: Application Workflow

### Standard Approved Application

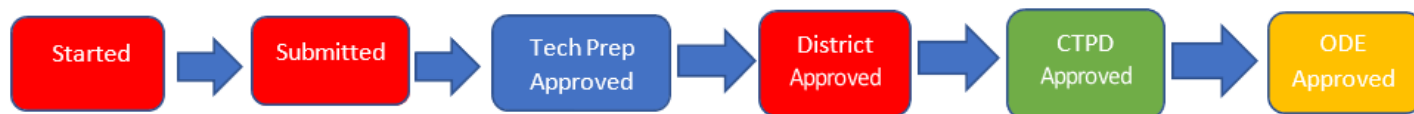
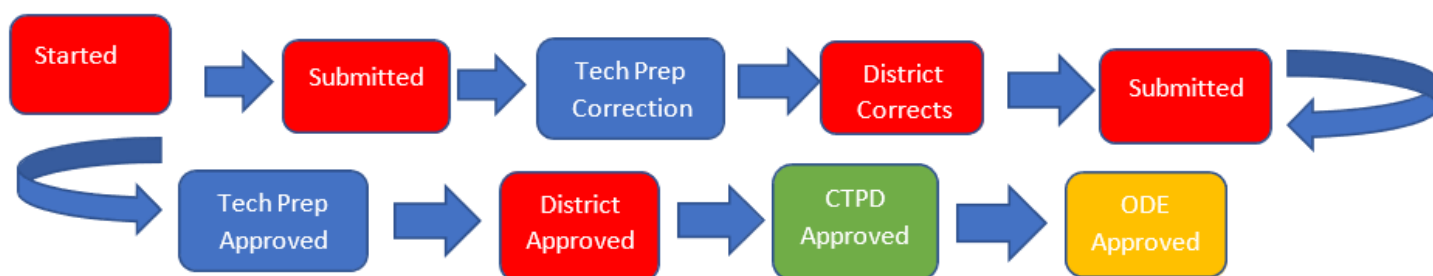
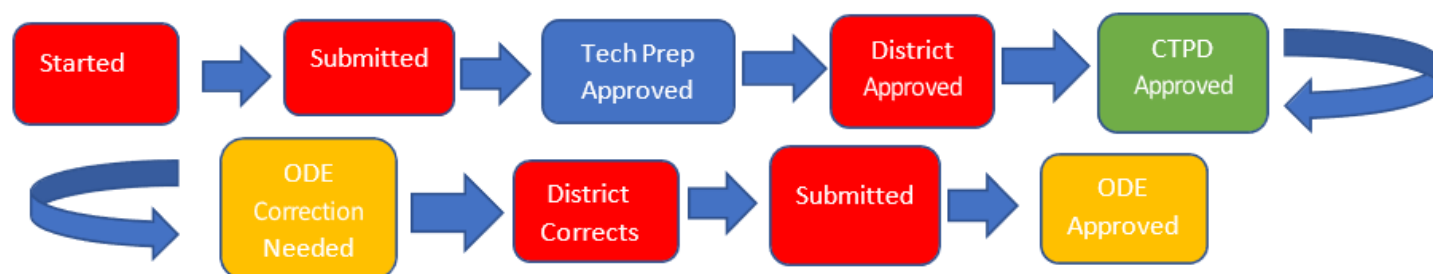


Figure 31

### Correction Needed (from Tech Prep) Application

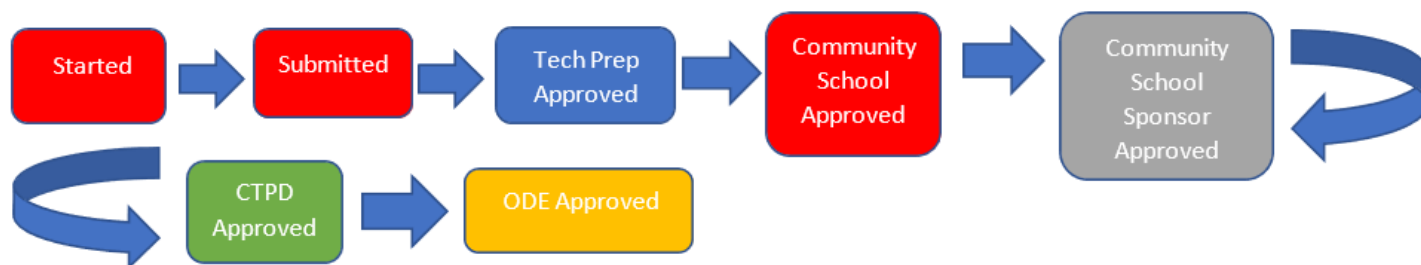


### Correction Needed (from ODE) Application

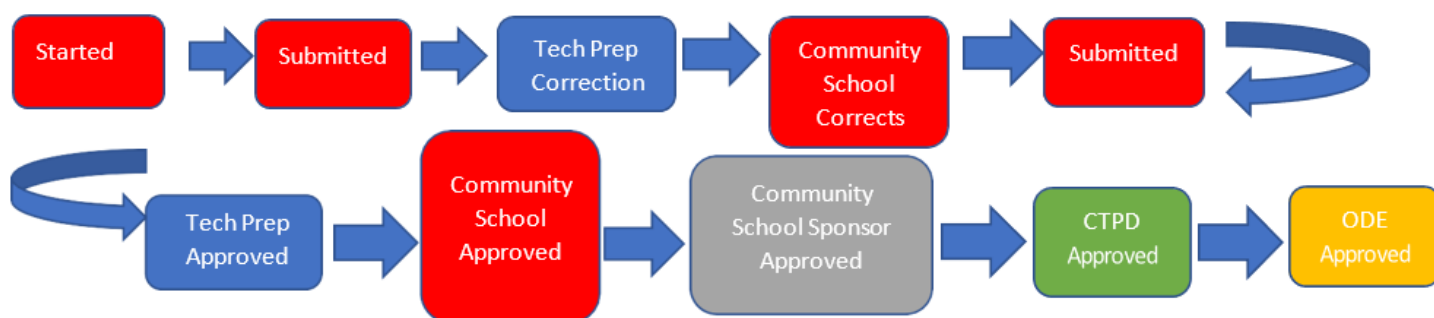


■ District/Community School Level ■ Tech Prep Level ■ CTPD Level ■ ODE Level ■ Community School Sponsor Level

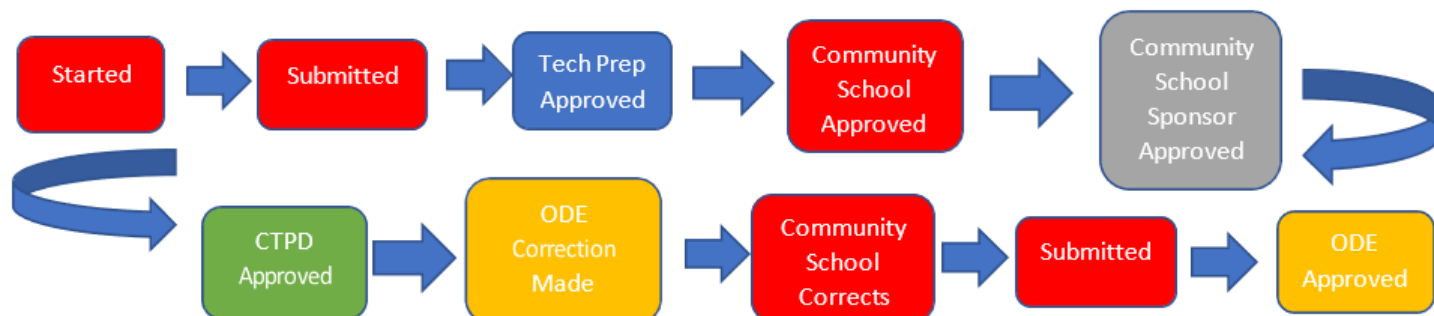
## Community School Approved Standard Application



## Correction Needed (from Tech Prep) Community School Application

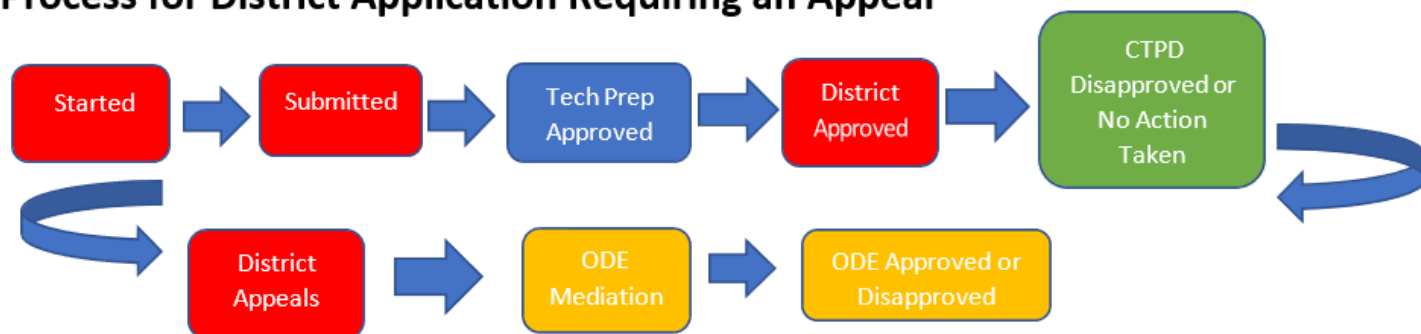


## Correction Needed (from ODE) Community School Application

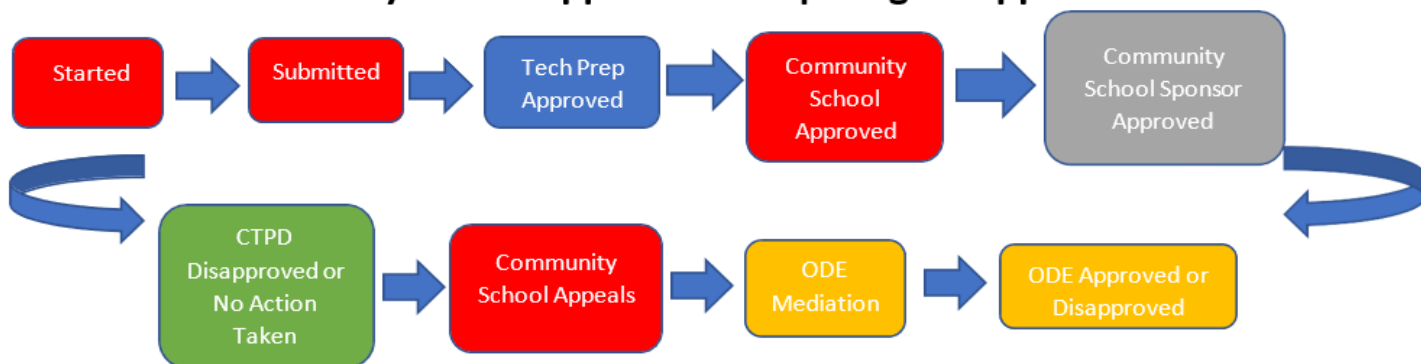


■ District/Community School Level 
 ■ Tech Prep Level 
 ■ CTPD Level 
 ■ ODE Level 
 ■ Community School Sponsor Level

## Process for District Application Requiring an Appeal



## Process for Community School Application Requiring an Appeal



District/Community School Level
  Tech Prep Level
  CTPD Level
  ODE Level
  Community School Sponsor Level