

Hospitality and Tourism Career Field In-Demand Jobs Data

The Finance program areas will prepare students for technical and professional level careers in financial and operational accounting, financial and investment planning, banking, insurance and business financial management. The list of careers used in the figures below can be found in the Appendix.

Figure 1.
Projected Growth of Hospitality and Tourism Jobs in Ohio (2031)

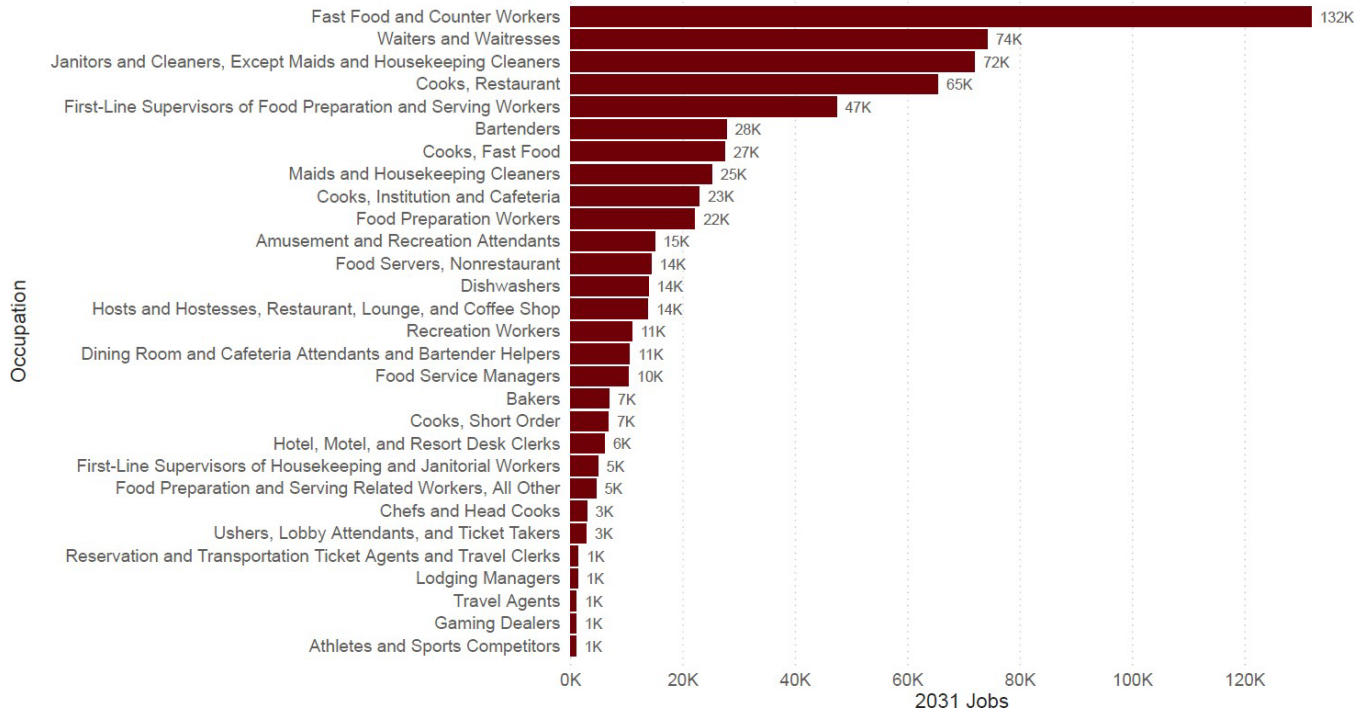


Figure 1 shows the highest in-demand occupations projected for 2031 in the Hospitality and Tourism career field, with Fast Food and Counter Workers topping the list with almost 132,000 jobs in Ohio in 2031.

Projected Growth of Hospitality and Tourism Jobs in Ohio (2021-2031)

Figure 2

Projected Growth of Hospitality and Tourism Jobs in Ohio (2021-2031)

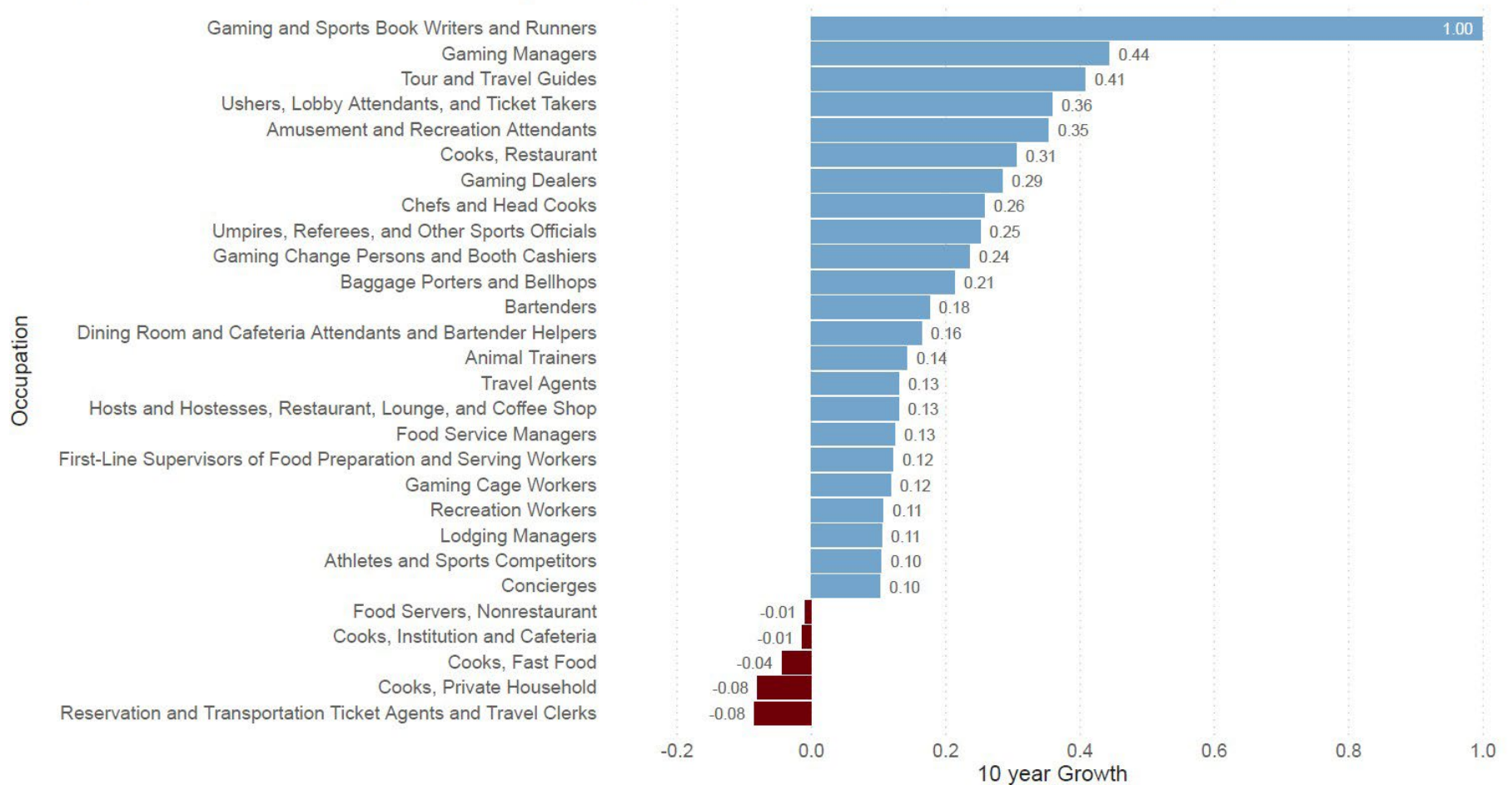


Figure 2 demonstrates the projected growth over the next ten years as a percentage. The blue represents positive growth, with the highest projected growth of 100% in Gaming and Sports Book Writers and Runners. The red represents negative growth or a decrease in the number of jobs, with the greatest expected decrease in Reservation and Transportation Ticket Agents and Travel Clerks.

Figure 3

Top Companies for Hospitality and Tourism Jobs in Ohio

Top Companies for Hospitality and Tourism Jobs in Ohio

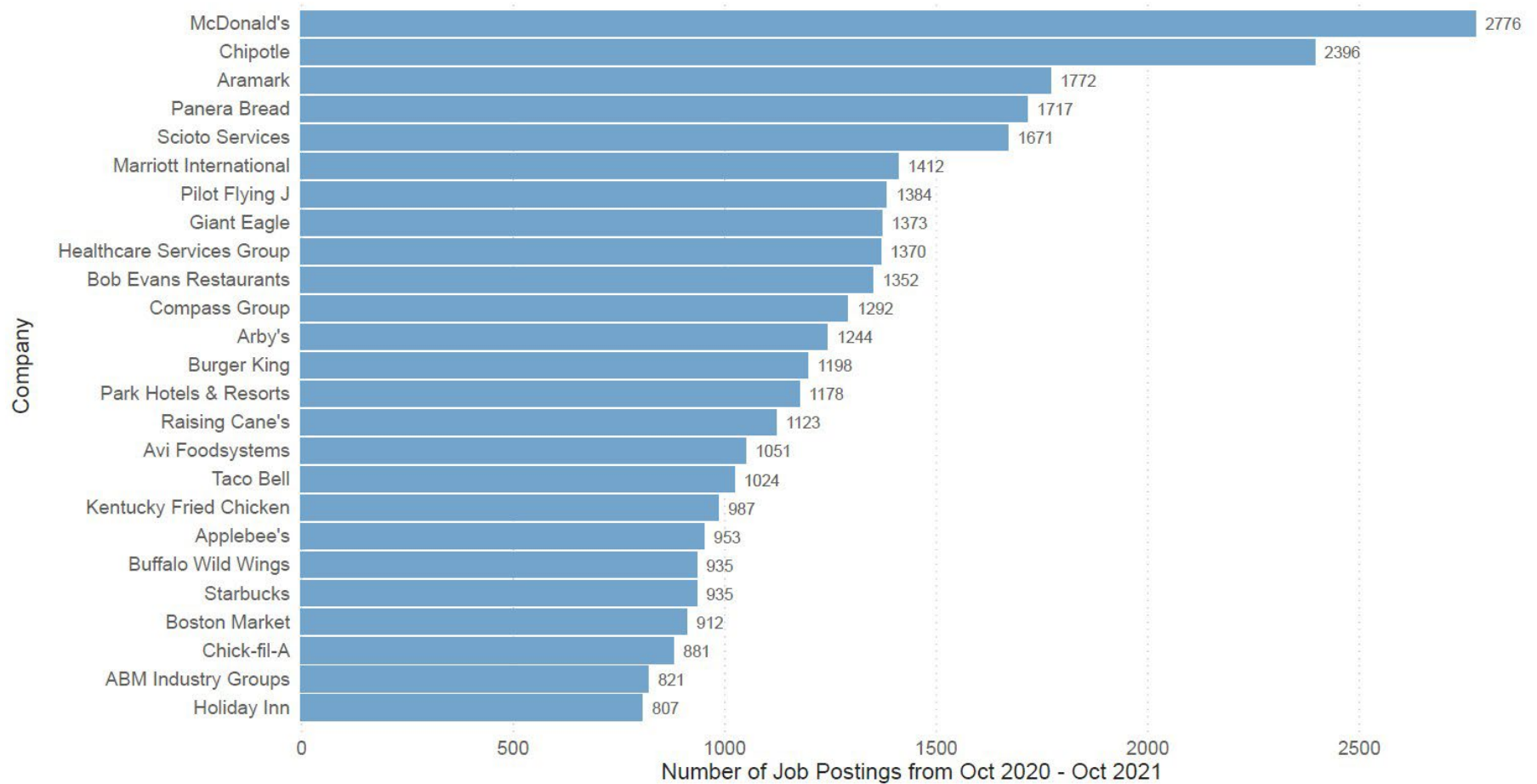


Figure 3 shows the top companies hiring in the Hospitality and Tourism career field over a one-year period (October 2020-October 2021). There was a total of 164,880 hospitality and tourism job postings during this time period, with the highest number from McDonald's at 2,776.

Figure 4

Demand and Supply of Hospitality and Tourism Jobs in Ohio

Demand and Supply of Hospitality and Tourism Jobs in Ohio

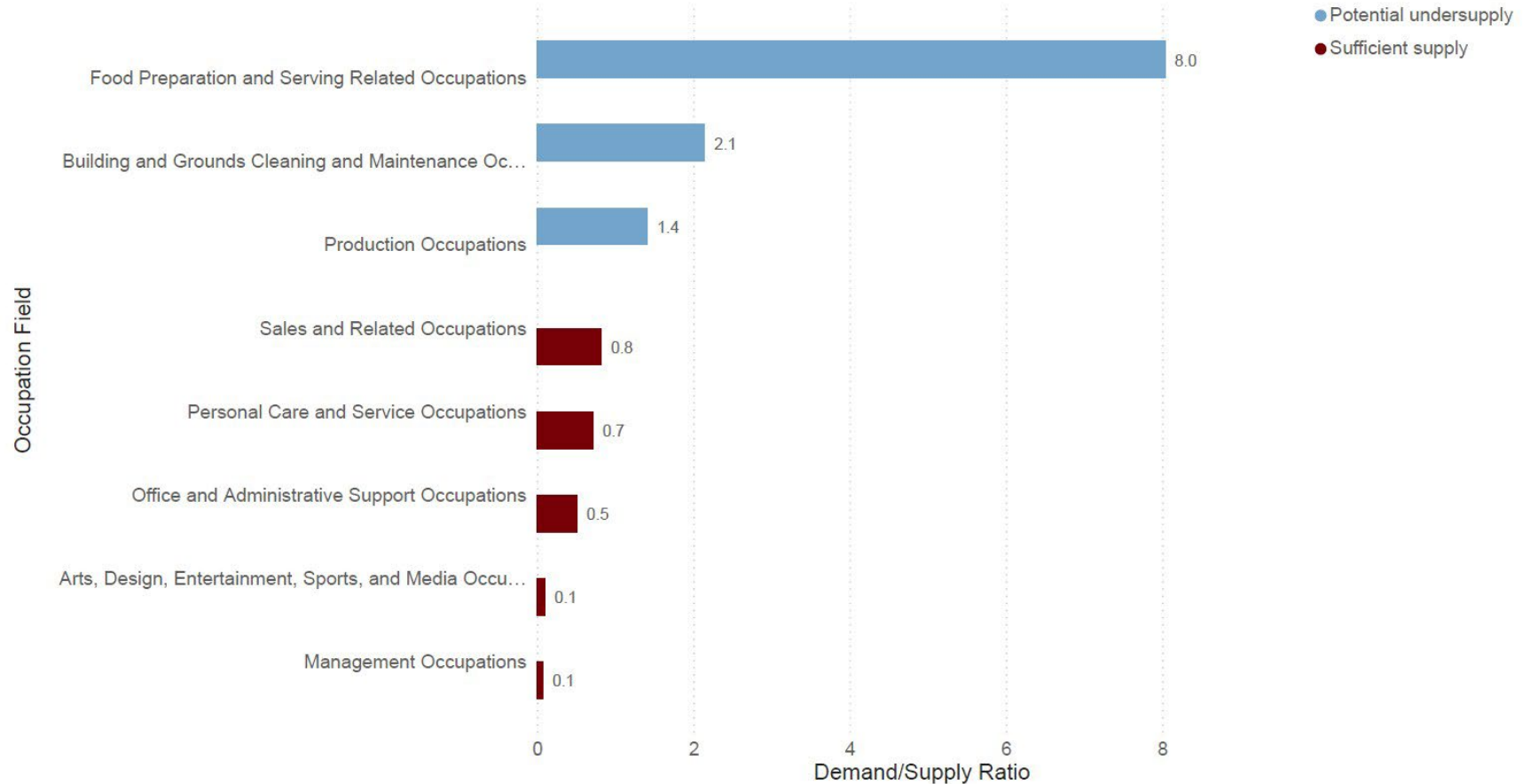


Figure 4 shows the demand and supply ratio for different areas in the career field. The ratio is calculated using the formula, job openings divided by the sum of graduates and those unemployed in the field [$\text{Ratio} = \frac{\text{Openings}}{\text{Graduates} + \text{Unemployed}}$]. A ratio of one or greater demonstrates a potential undersupply and less than one shows a sufficient supply. Food Preparation and Serving Related Occupations, Building and Grounds Cleaning and Maintenance Occupations and Production Occupations are in potential undersupply.

Figure 5

Demand for Hard Skills in Hospitality and Tourism Jobs in Ohio

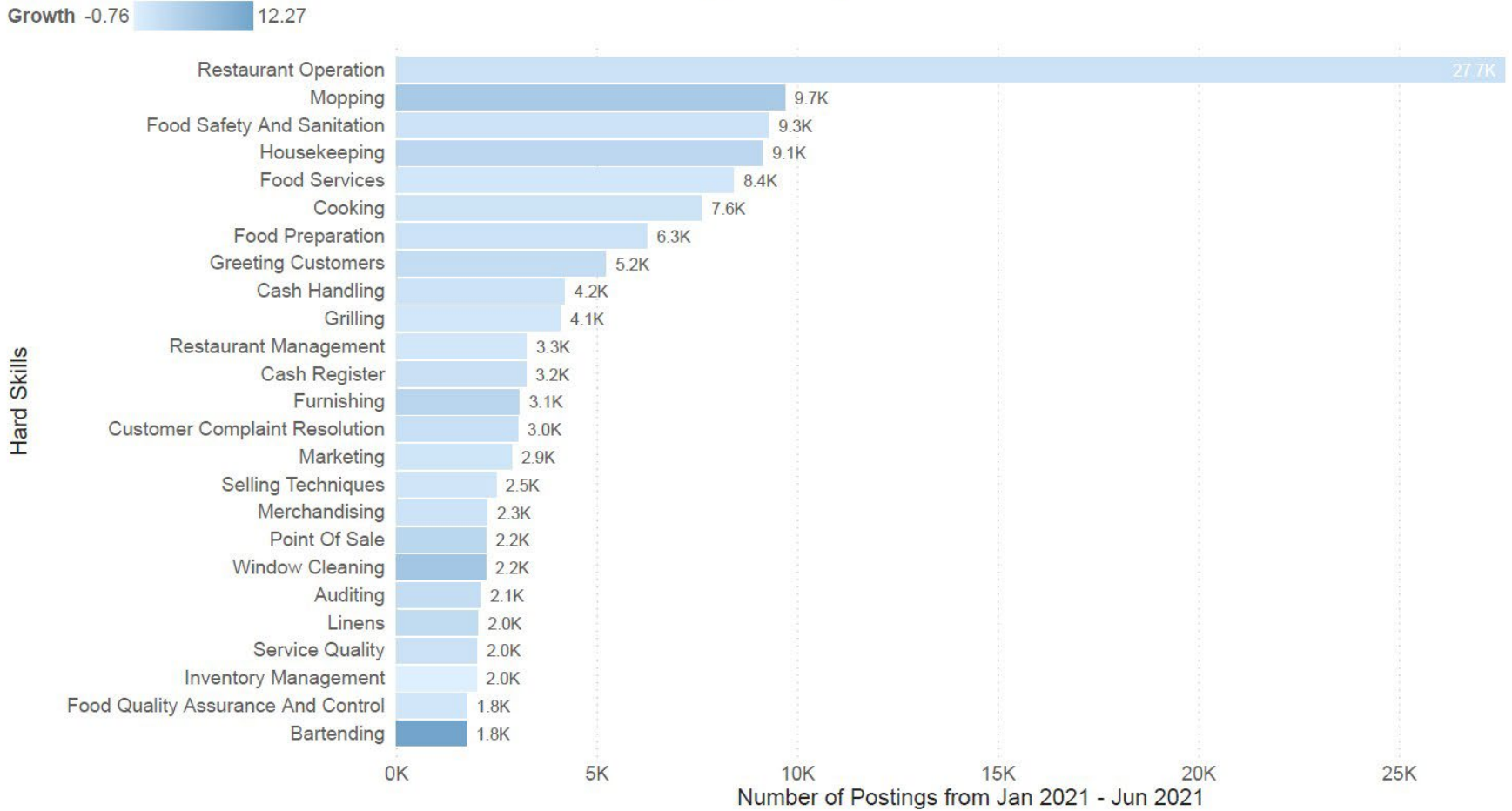


Figure 5 shows the top 25 in-demand hard skills employers are looking for in hospitality and tourism jobs, with the top skill being restaurant operation. Additionally, the darker blue demonstrates skills that have seen a greater increase in demand from 2017 to 2021. The greatest increase in demand is in Bartending and Window Cleaning at 1227% and 649%, respectively.

Figure 6

Demand for Soft Skills in Hospitality and Tourism Jobs in Ohio

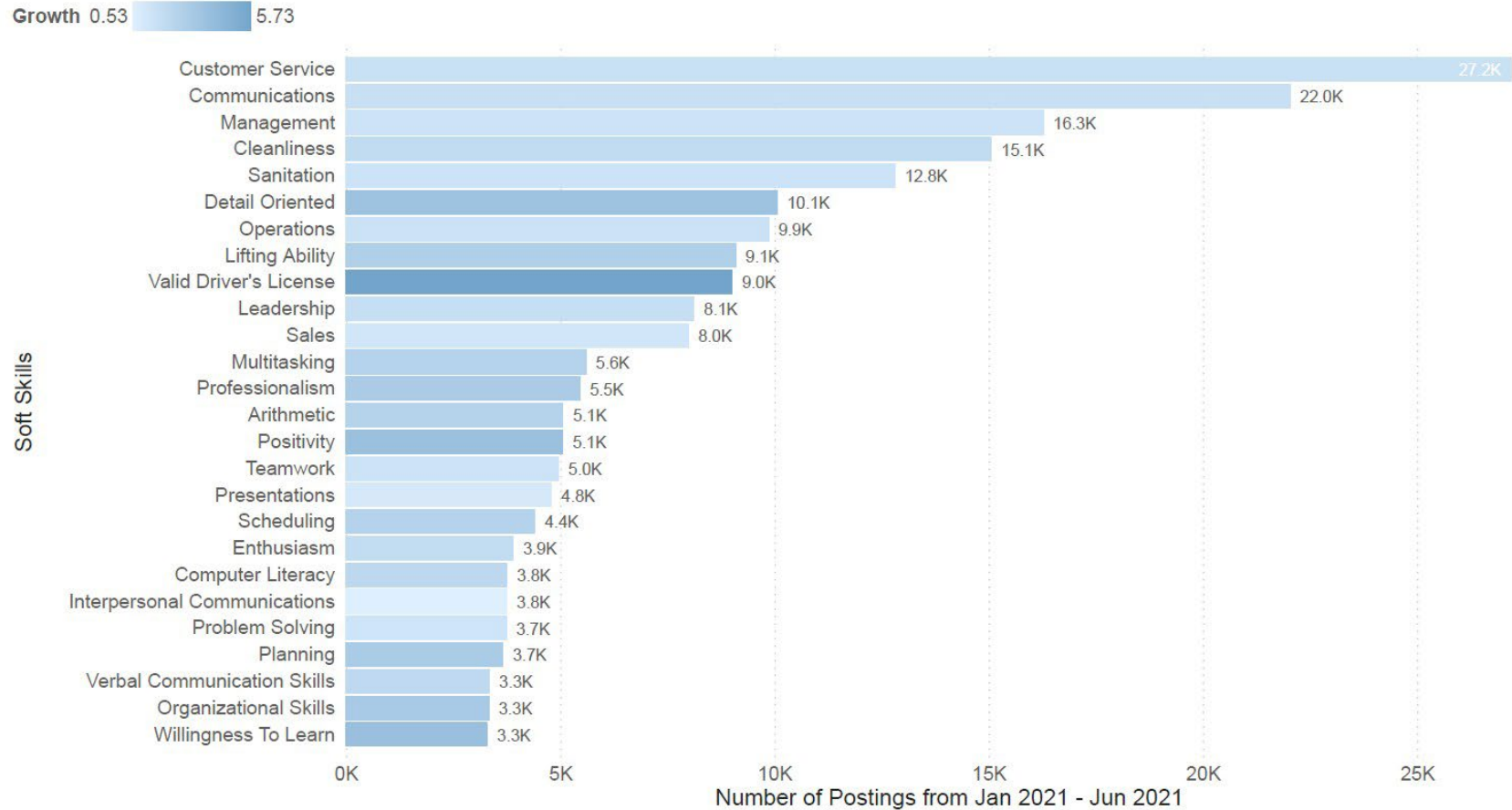


Figure 6 shows the top 25 in-demand soft skills employers are looking for in hospitality and tourism jobs. The top skill is customer service, which appeared in over 27,000 job postings between January 2021 and June 2021. Additionally, the darker blue demonstrates skills that have seen a greater increase in demand from 2017 to 2021. The greatest increase in demand is in Valid Driver's License and Willingness to Learn at 573% and 380%, respectively.

Appendix.

Standard Occupational Classification (SOC)	Occupation
11-9051	Food Service Managers
11-9071	Gaming Managers
11-9081	Lodging Managers
27-2021	Athletes and Sports Competitors
27-2023	Umpires, Referees, and Other Sports Officials
35-1011	Chefs and Head Cooks
35-1012	First-Line Supervisors of Food Preparation and Serving Workers
35-2011	Cooks, Fast Food
35-2012	Cooks, Institution and Cafeteria
35-2013	Cooks, Private Household
35-2014	Cooks, Restaurant
35-2015	Cooks, Short Order
35-2021	Food Preparation Workers
35-3011	Bartenders
35-3023	Fast Food and Counter Workers
35-3031	Waiters and Waitresses
35-3041	Food Servers, Nonrestaurant
35-9011	Dining Room and Cafeteria Attendants and Bartender Helpers
35-9021	Dishwashers
35-9031	Hosts and Hostesses, Restaurant, Lounge, and Coffee Shop
35-9099	Food Preparation and Serving Related Workers, All Other
37-1011	First-Line Supervisors of Housekeeping and Janitorial Workers
37-2011	Janitors and Cleaners, Except Maids and Housekeeping Cleaners
37-2012	Maids and Housekeeping Cleaners
39-1013	First-Line Supervisors of Gaming Services Workers
39-2011	Animal Trainers
39-3011	Gaming Dealers
39-3012	Gaming and Sports Book Writers and Runners

39-3031	Ushers, Lobby Attendants, and Ticket Takers
39-3091	Amusement and Recreation Attendants
39-6011	Baggage Porters and Bellhops
39-6012	Concierges
39-7018	Tour and Travel Guides
39-9032	Recreation Workers
41-2012	Gaming Change Persons and Booth Cashiers
41-3041	Travel Agents
43-3041	Gaming Cage Workers
43-4081	Hotel, Motel, and Resort Desk Clerks
43-4181	Reservation and Transportation Ticket Agents and Travel Clerks
51-3011	Bakers