

# Information Technology Career Field In-Demand Jobs Data

The Information Technology Career Field prepares students for careers in Information Support and Services, Interactive Media, Network Systems and Programming and Software Development. The list of careers used in the figures below can be found in the Appendix. The data presented below does not account for the economic impacts of Intel’s upcoming \$20 billion investment in Central Ohio.

## Projected Growth of IT Jobs in Ohio (2031)

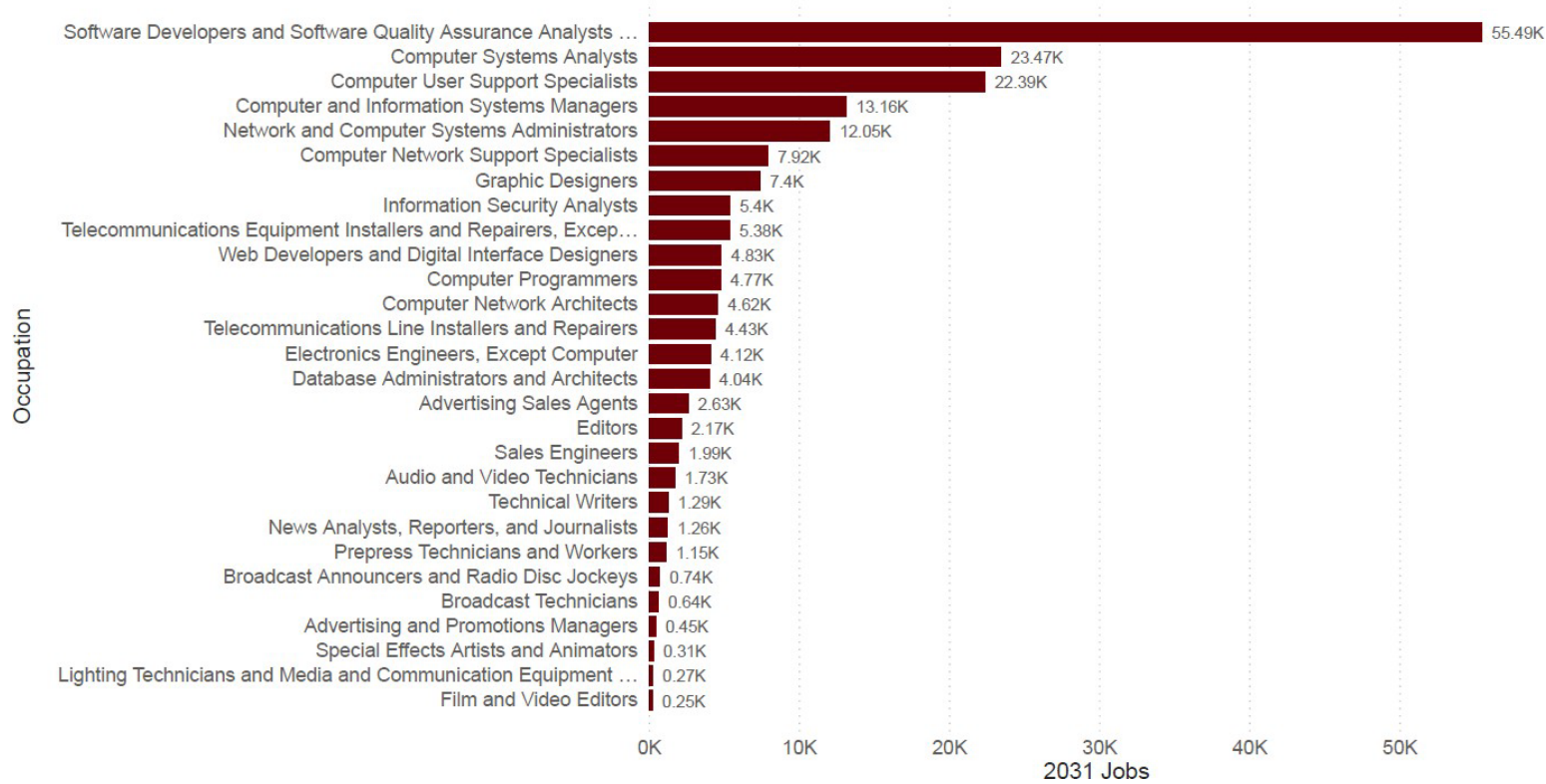
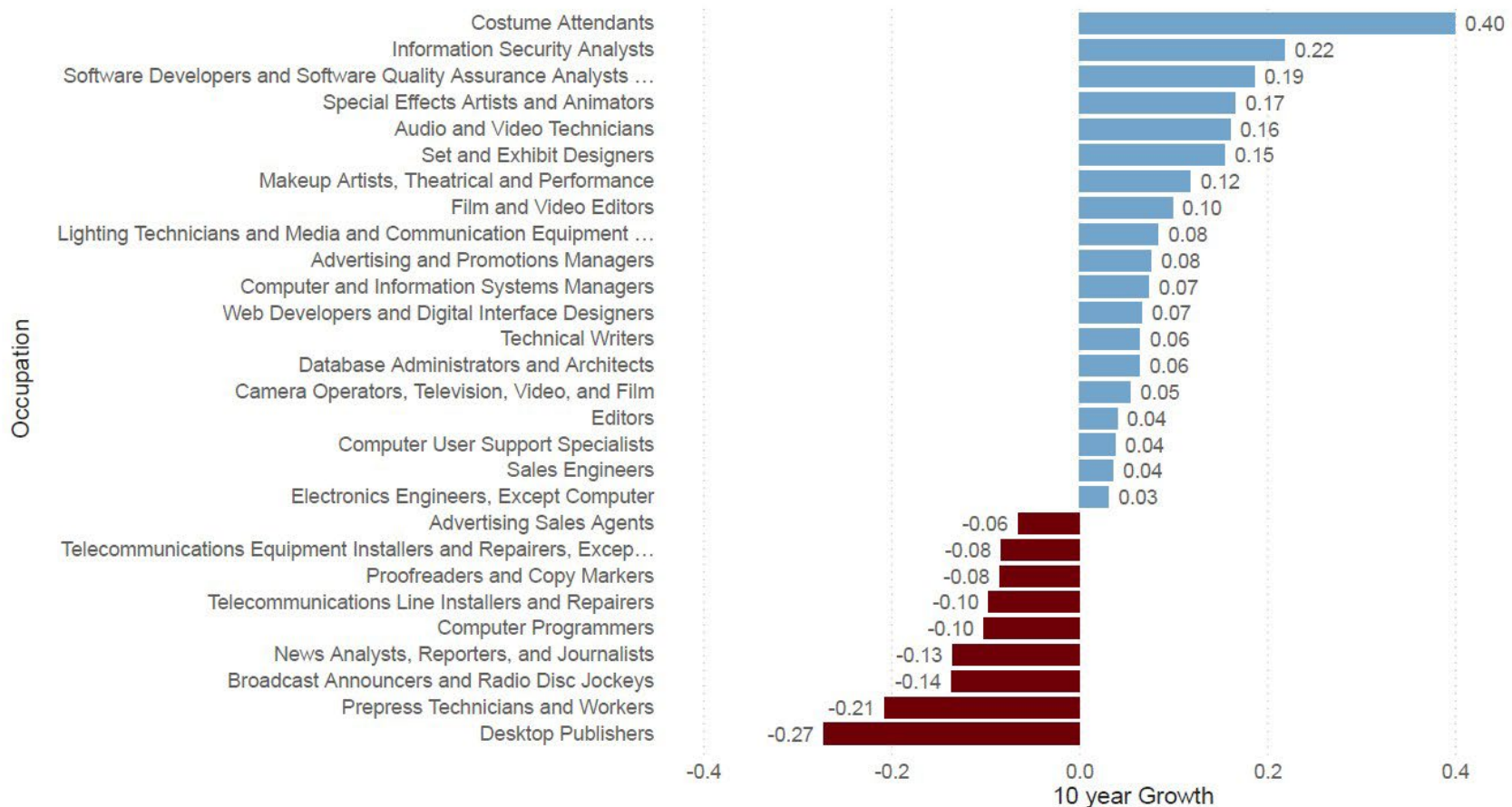


Figure 1.

Figure 1 shows the highest in-demand occupations projected for 2031 in the IT career field, with software developers and software quality assurance analysts and testers topping the list with almost 55,000 jobs in Ohio in 2031.

# Projected Growth of IT Jobs in Ohio (2021-2031)



**Figure 2.**

Figure 2 demonstrates the projected growth over the next ten years as a percentage. The blue represents positive growth, with the highest projected growth of 40% in costume attendants. However, the number of costume attendant occupations still is low, with a projected 85 jobs in Ohio in 2031. The red represents negative growth or a decrease in the number of jobs, with the greatest expected decrease in desktop publishers.

Figure 3.

# Top Companies for IT Jobs in Ohio

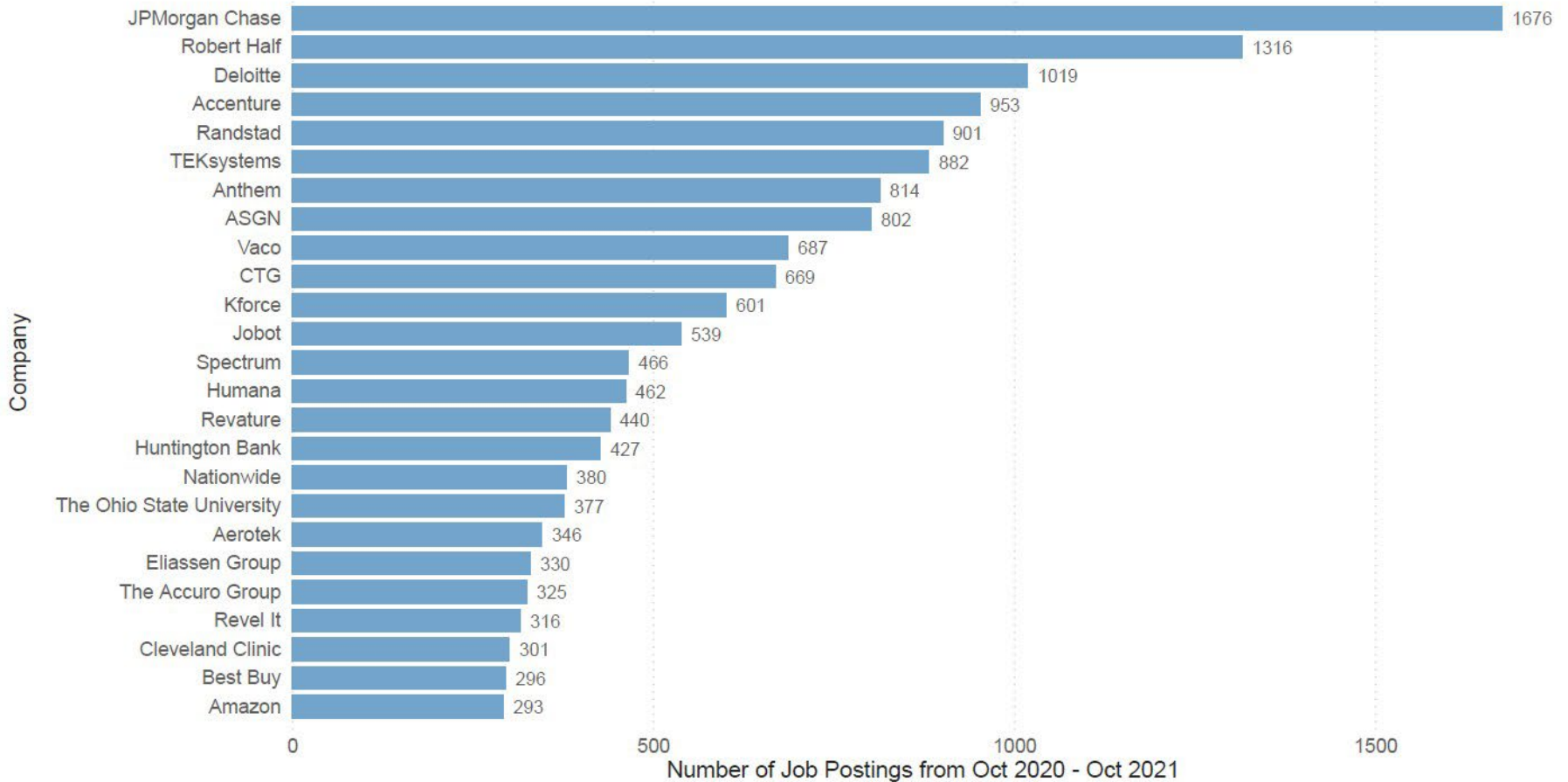


Figure 3 shows the top companies hiring in the IT career field over a one-year period (October 2020-October 2021). There was a total of 79,178 IT job postings during this time period, with the highest number from JPMorgan Chase at 1,676.

Figure 4.

# Demand and Supply of IT Jobs in Ohio

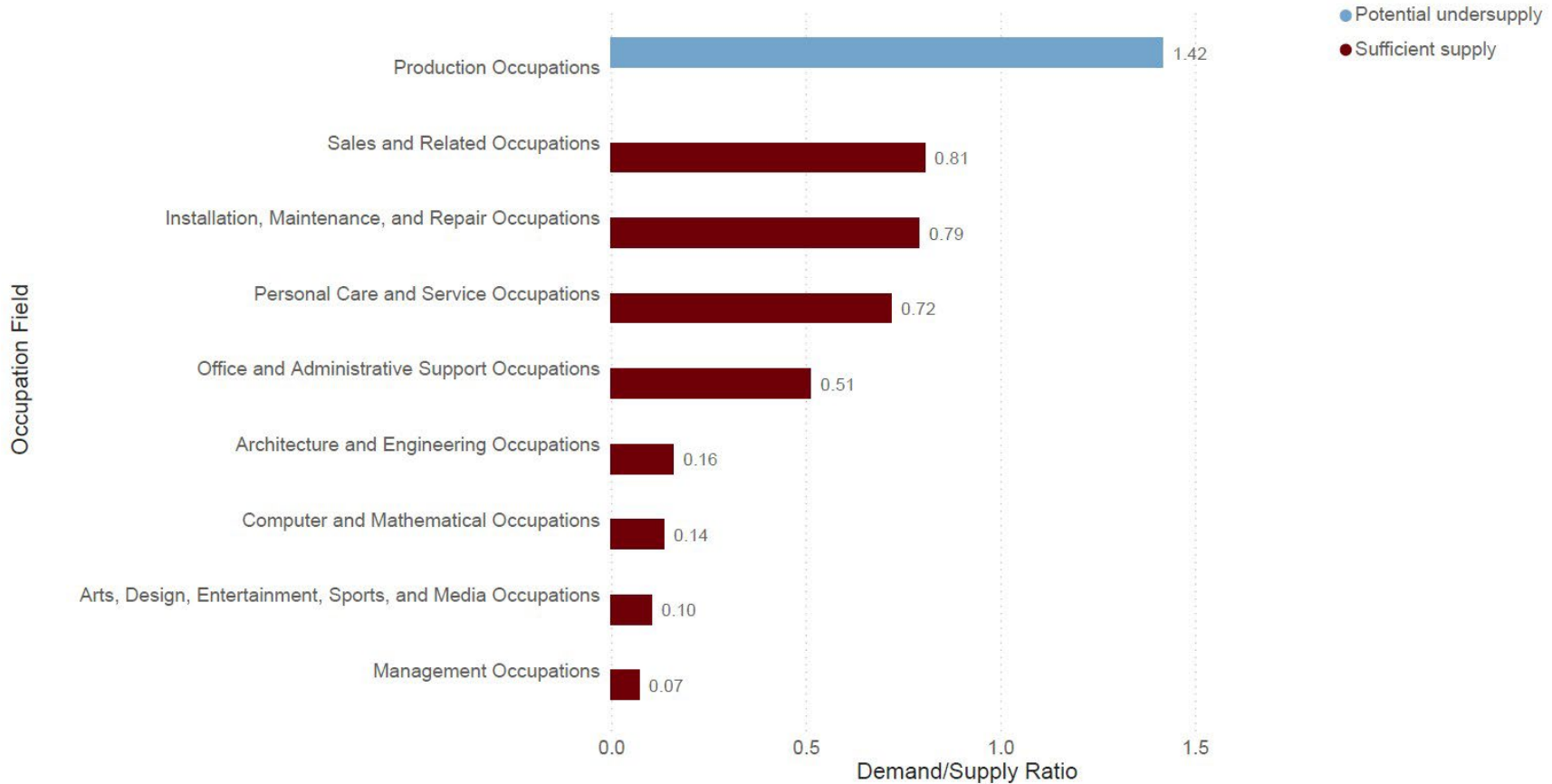


Figure 4 shows the demand and supply ratio for different areas in the career field. The ratio is calculated using the formula, job openings divided by the sum of graduates and those unemployed in the field [ $\text{Ratio} = \frac{\text{Openings}}{\text{Graduates} + \text{Unemployed}}$ ]. A ratio of one or greater demonstrates a potential undersupply and less than one shows a sufficient supply. Production Occupations are in potential undersupply; therefore, there is expected demand in production occupations within the IT career field in coming years.

Figure 5.

# Demand for Hard Skills for IT Jobs in Ohio

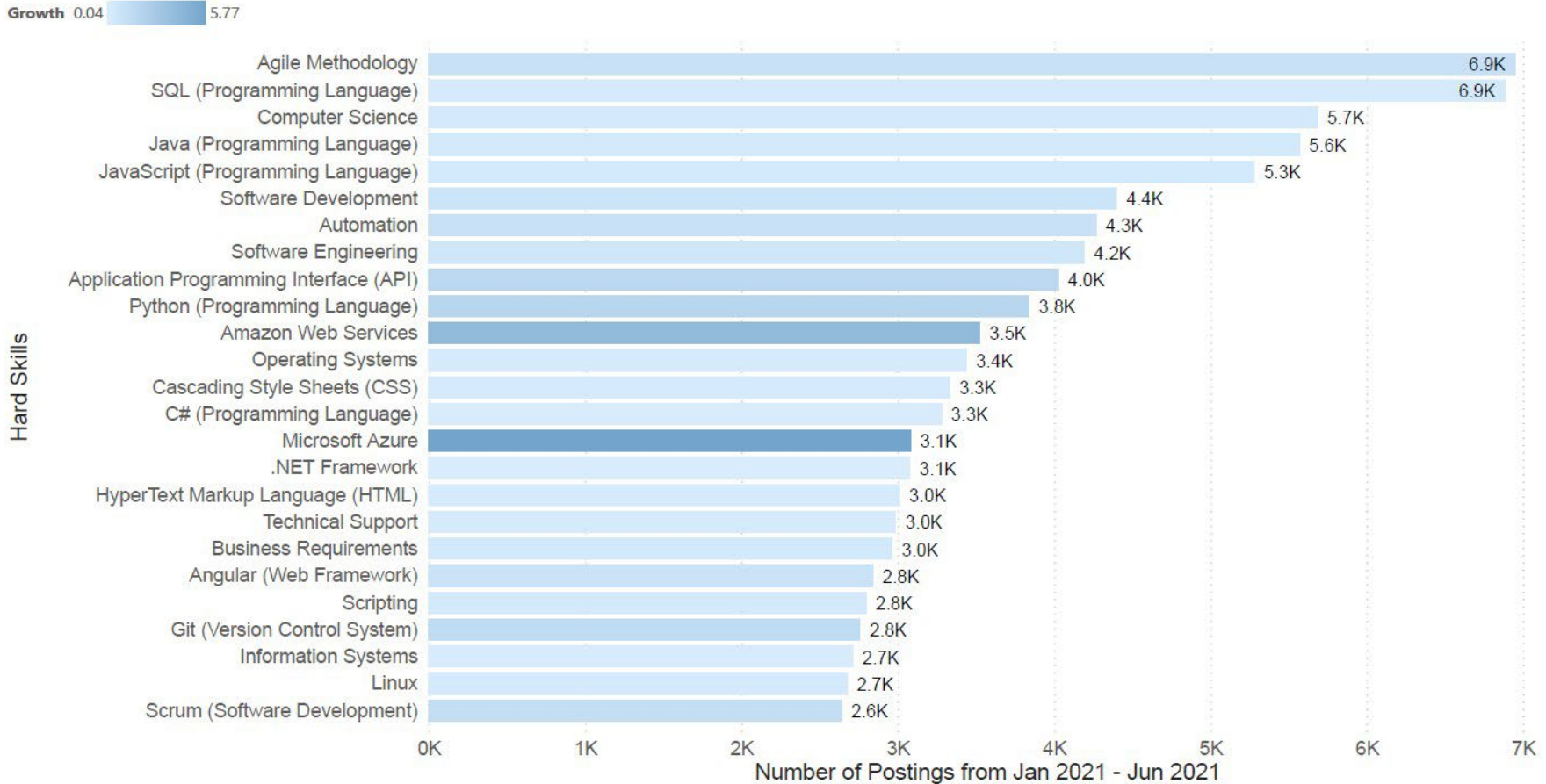


Figure 5 shows the top 25 in-demand hard skills employers are looking for in IT jobs, with the top skill being Agile Methodology. Additionally, the darker blue demonstrates skills that have seen a greater increase in demand from 2017 to 2021. The greatest increase in demand is in Microsoft Azure and Amazon Web Services at 577% and 415%, respectively.

Figure 6.

# Demand for Soft Skills in IT Jobs in Ohio

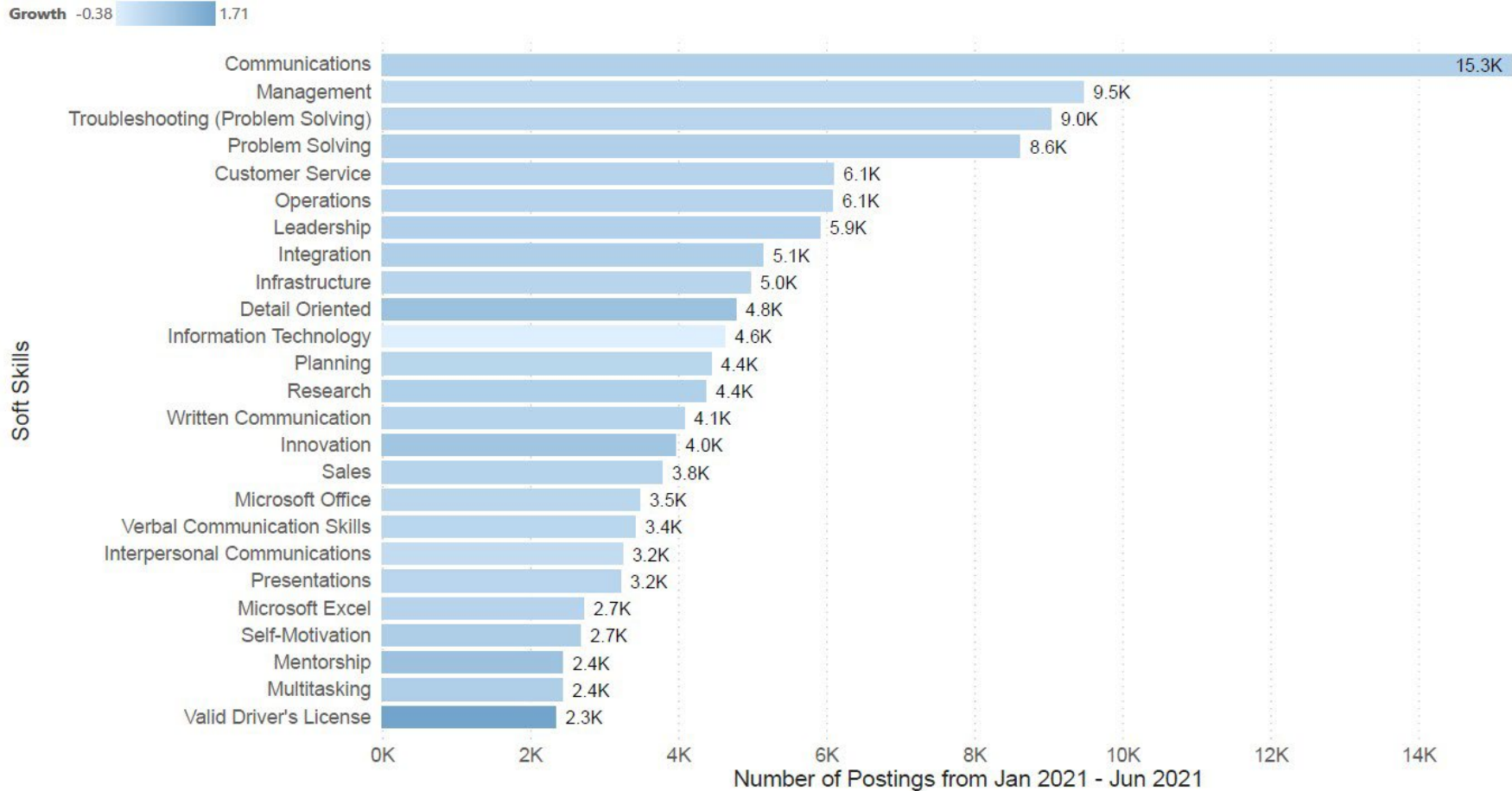


Figure 6 shows the top 25 in-demand soft skills employers are looking for in IT jobs. The top skill is communications, which appeared in over 15,000 job postings between January 2021 and June 2021. Additionally, the darker blue demonstrates skills that have seen a greater increase in demand from 2017 to 2021. The greatest increase in demand is in Valid Driver's License and Detail Oriented at 171% and 89%, respectively.

## Appendix.

Standard Occupational Classification (SOC)	Occupation
11-2011	Advertising and Promotions Managers
11-3021	Computer and Information Systems Managers
15-1211	Computer Systems Analysts
15-1212	Information Security Analysts
15-1231	Computer Network Support Specialists
15-1232	Computer User Support Specialists
15-1241	Computer Network Architects
15-1244	Network and Computer Systems Administrators
15-1245	Database Administrators and Architects
15-1256	Software Developers and Software Quality Assurance Analysts and Testers
15-1251	Computer Programmers
15-1257	Web Developers and Digital Interface Designers
17-2072	Electronics Engineers, Except Computer
27-1014	Special Effects Artists and Animators
27-1024	Graphic Designers
27-1027	Set and Exhibit Designers
27-3011	Broadcast Announcers and Radio Disc Jockeys
27-3023	News Analysts, Reporters, and Journalists
27-3041	Editors
27-3042	Technical Writers
27-4011	Audio and Video Technicians
27-4012	Broadcast Technicians
27-4014	Camera Operators, Television, Video, and Film
27-4031	Film and Video Editors
27-4032	Lighting Technicians and Media and Communication Equipment Workers, All Other
27-4098	Sound Engineering Technicians
39-3092	Costume Attendants
39-5091	Makeup Artists, Theatrical and Performance

41-3011	Advertising Sales Agents
41-9031	Sales Engineers
43-9031	Desktop Publishers
43-9081	Proofreaders and Copy Markers
49-2022	Telecommunications Equipment Installers and Repairers, Except Line Installers
49-9052	Telecommunications Line Installers and Repairers
51-5111	Prepress Technicians and Workers