



**Department of
Education &
Workforce**

WELCOME

Dropout Prevention and Recovery Advisory Council July 22, 2025



**Department of
Education &
Workforce**

AGENDA ITEMS

- **Budget / Funding Update**
- **22+ Program Updates**
- **Update: Resolutions**
- **DEW Update & New Business**

BUDGET UPDATES

Jennie Stump

Chief of Policy and Legislative Affairs



**Department of
Education &
Workforce**



SCHOOL FUNDING



- Enacts final phase-in of school funding formula (FY26 – 83.3% and FY27 – 100%).
- Provides a base funding supplement to traditional districts, JVSDs, community schools, and STEM schools of \$27/student in FY26 and \$40/student in FY27.
- Modifies the calculation of funding for low-income students, moving to a more accurate count of economically disadvantaged students in FY26 and FY27.
- Scales back Career Awareness and Exploration Funds to \$3/student.

FUNDING FOR COMMUNITY SCHOOLS

- Codifies and makes permanent several funding streams for community schools:
 - Equity supplement for brick-and-mortar community schools - Reduces the per-pupil amount to \$500 in FY26 and \$400 in FY27.
 - Retains facilities payments at \$25 per e-school student and \$1,000 per student in brick-and-mortar community schools.
 - Retains per-pupil funding levels for Quality Community School Support Program and adds options for schools to qualify, including for dropout schools.
- Creates a separate special education cost pool for community and STEM schools, requiring DEW to withhold 5% of their special education funding and redistribute unused FY26–FY27 funds proportionally back to contributing schools.



FINANCIAL FORECASTS

- Reduces school forecast periods from 5 to 3 years.
- Requires current-year budgets with forecasts.
- Sets submission deadlines (Aug 31, Feb 28) and delays FY26 initial submission to Oct 15, 2025.



SCIENCE OF READING

- Continued funding for literacy coaches (\$12 million/year).
- Requires DEW to maintain an introductory Science of Reading course and develop a competency-based refresher course.
- Requires school psychologists and speech-language pathologists to complete the introductory course by July 1, 2027.
- Requires educators to complete the refresher course in the Science of Reading every 5 years.



LITERACY AND MATH

- Requires DEW to approve up to five diagnostic assessments in grades K-3 for both reading and math.
 - Three of the reading diagnostics must be those most widely used by schools today.
 - Requires districts and schools to begin administering approved reading and math diagnostics to all students in the 2026-2027 school year.
- Allows high-dosage tutoring for students on RIMPS during regular class time and requires local tutoring programs to follow DEW best practices.



INTEGRATED CURRICULUM



- Allocates \$500,000 for development of a model curriculum that integrates English language arts, social studies, and civics education.

LEARNING ACCELERATION

- Requires DEW to develop a model policy on the use of AI in schools by December 31, 2025.
 - Districts and public schools to adopt their own AI policies by July 1, 2026.
- Makes permanent the option for public schools to allow a licensed teacher to teach computer science upon completion of professional development relevant to the course content.
- Permits schools to allow participation in a financial literacy program offered by a bank or credit union to count for the financial literacy instruction for graduation.




STUDENT WELLNESS

- Prohibits student use of cell phones during the instructional day, except for student learning or to monitor a health concern.
 - Requires emergency management plans to address use of cell phones during an emergency.
- Incorporates recommendations from the Ohio Attendance Taskforce to focus on absence prevention strategies.
- Requires public and chartered nonpublic elementary schools to provide parents with information on Type 1 diabetes at enrollment.



WORKFORCE READINESS



- Updates the industry-recognized credential list to focus on credentials of value.
- Eliminates deadlines for CTE program approval and renewal to allow flexibility.
- Allocates \$8 million over the biennium to redesign the tech prep centers and support schools in career planning and advising.

WORKFORCE READINESS

- Includes CLEP and CTAG courses as advanced standing programs at public and chartered nonpublic high schools.
 - Requires schools to treat CTAG courses like CCP and AP courses for grade weighting and class rankings.
- Redirects all credential-related funding to ensure funding for Innovative Workforce Incentive Program (IWIP).
 - Changes IWIP payments to \$750 per credential.
 - Requires the school to cover the testing fees for materials.



WORKFORCE READINESS

- Replaces the Adult Diploma Program and 22+ Program with a new competency-based program for adult learners in FY27.



COMMUNITY SCHOOL OPERATIONS

- Removes all restrictions on community schools being located in multiple facilities.
- Eliminates the requirement for community schools to post a \$50,000 bond prior to beginning operations.
- Reduces the minimum number of days before opening a new community school or building by which the sponsor must provide opening assurances.



DROPOUT PREVENTION AND RECOVERY SCHOOLS

- Limits dropout prevention and recovery community schools to enrolling students aged 14–21.
 - Existing dropout schools have until July 1, 2027, to divest themselves of grades that serve younger students.
- Earmarks \$450,000 in each year for a grant to Utica Shale Academy to provide transportation to their students.



SPONSOR EVALUATIONS

- Requires DEW to evaluate all sponsors for the 2025–2026 school year.
 - “Exemplary” rating = 6-year cycle
 - “Effective” rating = 4-year cycle
- Allows sponsors to take advantage of incentives after 1 “exemplary” rating.
- Removes schools closed or terminated by the sponsor from the Academic Component.



TEACHERS AND ADMINISTRATORS

- Requires DEW to annually collect and report data on staff vacancies in public schools and how they are being filled.



TRANSPORTATION



- Appropriates \$10 million in FY26 for school bus safety grants.
 - Open to traditional districts, JVSDs, community schools, STEM schools, ESCs, county DD boards, and chartered nonpublic schools.
- Requires the DEW Director to create a student transportation workgroup to make legislative recommendations.

TRANSPORTATION

- Permits school districts, community schools, and chartered nonpublic schools to use multifunction school activity buses for school activities.
 - MFSABs cannot be used for home transport.
 - Drivers must meet standards for school bus drivers.
- Allows community schools to form consortia to take over student transportation from resident districts.



COMMUNITY SCHOOL FUNDING UPDATE

ELENA SANDERS

Senior Financial Program Manager
Office of Budget and School Funding

July 22, 2025



STATE FOUNDATION FUNDING

FY26 Updates (Year 5 of Fair School Funding Plan)

- Phase-In Percentage – **83.33%** in FY26 and **100%** in FY27
 - Most schools will not see their full amount calculated by the formula in FY26. They will gradually get there through a phase-in.
 - Transportation and facilities funding is not subject to phase-in.
 - Some schools will receive the full amount in FY26 because it is less than their funding base and no phase-in is necessary.
- No changes to the guarantee.
- Career Awareness and Exploration - **\$3** per-pupil
 - Generated at CTPD based on each school's enrolled ADM



BASE COST INPUTS

No change to base cost inputs or statewide average per-pupils:

Base cost - **\$8,241.61**

CTE base cost - **\$9,855.62**

Statewide Average Base Cost Inputs	FY18	FY22	% Increase
Superintendent	\$115,615.69	\$123,639.30	6.94%
Other District Administrator	\$95,727.51	\$100,368.71	4.85%
Principal	\$91,720.36	\$97,627.89	6.44%
Teacher	\$62,696.18	\$68,022.22	8.49%
Counselor	\$63,263.80	\$68,712.57	8.61%
Librarian and Media staff	\$68,139.33	\$74,063.83	8.69%
EMIS Support Staff Employee	\$53,695.26	\$55,972.97	4.24%
Bookkeeping and Accounting Employee	\$45,387.82	\$49,696.52	9.49%
Administrative Assistant	\$44,955.10	\$45,333.05	0.84%
Clerical Staff	\$32,997.90	\$34,356.24	4.12%
Insurance Cost	\$14,265.53	\$17,152.68	20.24%
Teacher Benefits	\$10,031.39	\$10,883.56	8.49%
Academic Co-Curricular Activities	\$42.13	\$48.09	14.14%
Athletic Co-Curricular Activities	\$163.28	\$192.21	17.71%
Building Safety and Security	\$23.29	\$36.20	55.46%
Supplies and Academic Content	\$220.35	\$243.81	10.65%
Building Square Feet Per-Pupil	239.36	278.07	16.17%
Cost Per Square Foot	\$4.72	\$5.10	8.05%
Building	\$1,129.78	\$1,418.16	25.53%



STATE FOUNDATION FUNDING

DPIA

- Same overall formula and per-pupil amount (**\$422**)
- **NEW:** Weighted Economically Disadvantaged ADM
 - FY26 = FY25 ED ADM at 75% and FY26 Directly Certified ADM at 25%
 - FY27 = FY25 ED ADM at 65% and FY27 Directly Certified ADM at 35%
 - Schools new in FY26 – Directly Certified ADM at 100%
- Statewide Economically Disadvantaged Percentage (districts and community schools)
 - Will stay fixed through September at 64%
 - Starting with October – will switch to Weighted Statewide ED percentage



STATE FOUNDATION FUNDING

FY26 Updates (Cont.)

- Facilities amounts remain unchanged. (**\$1,000** per FTE for Brick and Mortar Schools, and **\$25** per FTE for E-Schools)
 - Appropriation statewide has increased to **\$90,155,000**
- Equity Supplement per-pupil amount is reduced. (**\$500** per FTE for FY26 and **\$400** per FTE for FY27)
 - Only brick and mortar community schools are eligible for this payment
 - STEM and E-schools are not ineligible

STATE FOUNDATION FUNDING

Base Funding Supplement

All community and STEM schools are eligible

- Schools will receive **\$27** per FTE in FY26
- Schools will receive **\$40** per FTE in FY27

STATE FOUNDATION FUNDING

Quality Community and Independent STEM School Support

- Appropriation **\$115M**
 - **\$3,000** per-pupil for economically disadvantaged FTE
 - **\$2,250** per-pupil for non economically disadvantaged FTE
 - Payments start in January and are paid monthly with Final #1 and Final #2 instead of one lump sum
 - Will be recalculated every time based on most up-to-date student data
 - May have to be prorated

STATE FOUNDATION FUNDING

Threshold Set-Aside

- Transfer of **5%** (used to be 10%) of Special Education funding into a pool
 - Appears on the Other Adjustments Report
 - Separate pool for Community and STEM schools
 - Schools can submit Threshold Cost applications
 - After the payment, if funds remain – they will be redistributed back to schools in the proportion of the contribution through JV adjustment
 - Redistribution will occur in the following fiscal year

TRANSITION TO FY26 DATA

EMIS Data – ADM, EL, ED, SWD

- October
- All new community schools must have their FTE data entered prior to September 29th in order to receive their first payment in October

Career-Tech Data and Transportation Ridership

- December



PAYMENT DATA CALENDAR

DATA ELEMENT	REPORT	DATA USED FROM	INITIATED / ANTICIPATED
Enrolled ADM	Base Cost, Detailed SFPR	FY 2026 Data	October
Athletic Eligibility	Base Cost	FY 2026 Data	August
Statewide Economically Disadvantaged Percentage	Detailed SFPR	Set at 64%	July
Statewide Economically Disadvantaged Percentage	Detailed SFPR	FY 2026 Data	October
Economically Disadvantaged, English Learners, Students with Disabilities FTE	Detailed SFPR	FY 2026 Data	October
Career Technical Education Data	Detailed SFPR, Other Adjustments	FY 2026 Data	December
Transportation - Riders	Detailed SFPR	FY 2026 Data	December

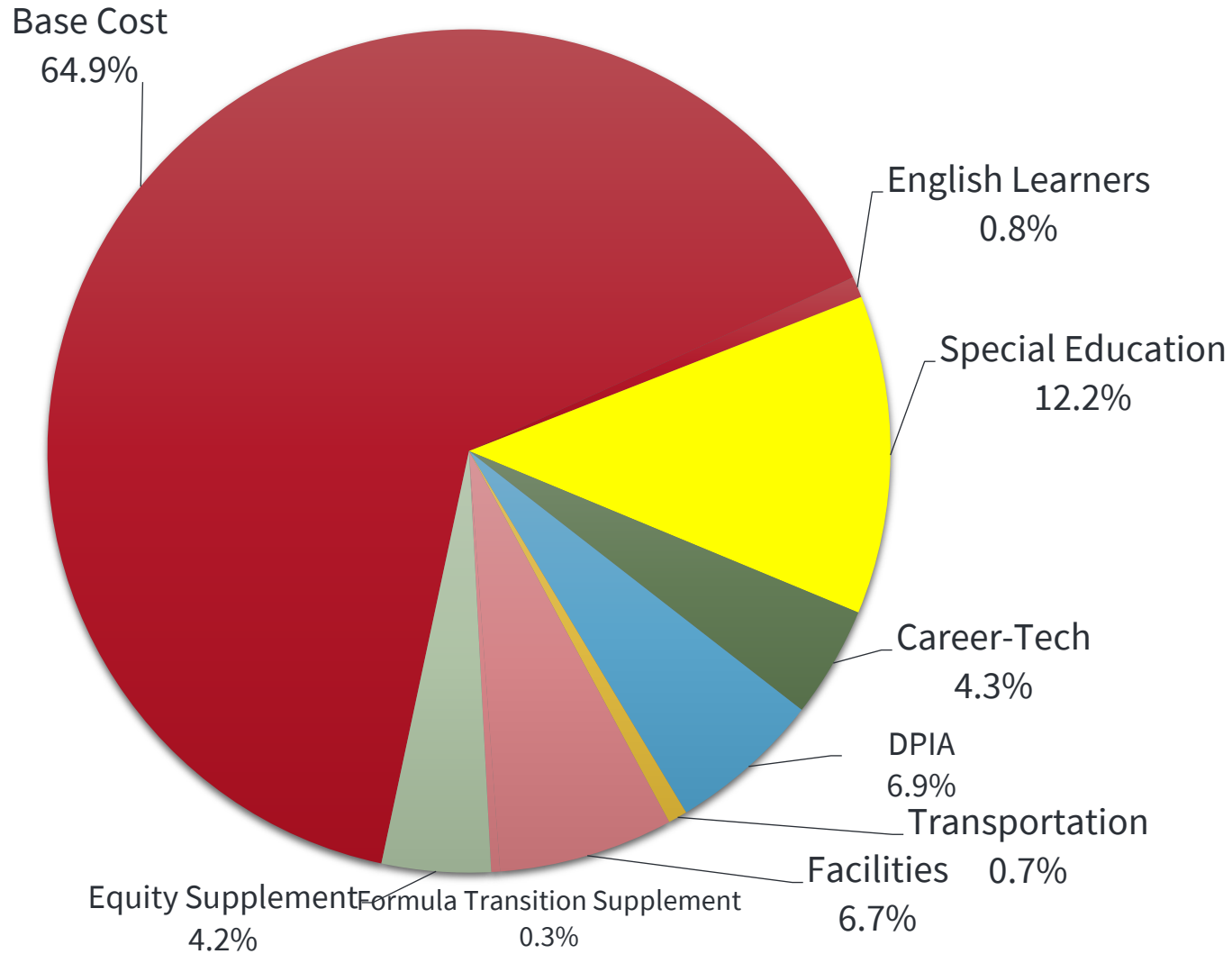
<https://education.ohio.gov/Topics/Finance-and-Funding/School-Payment-Reports/State-Funding-For-Schools/Payment-Report-Data-Calendar>



COMMUNITY/STEM SCHOOLS FUNDING – FY25

**\$11,004
per pupil**

\$1.37 Billion



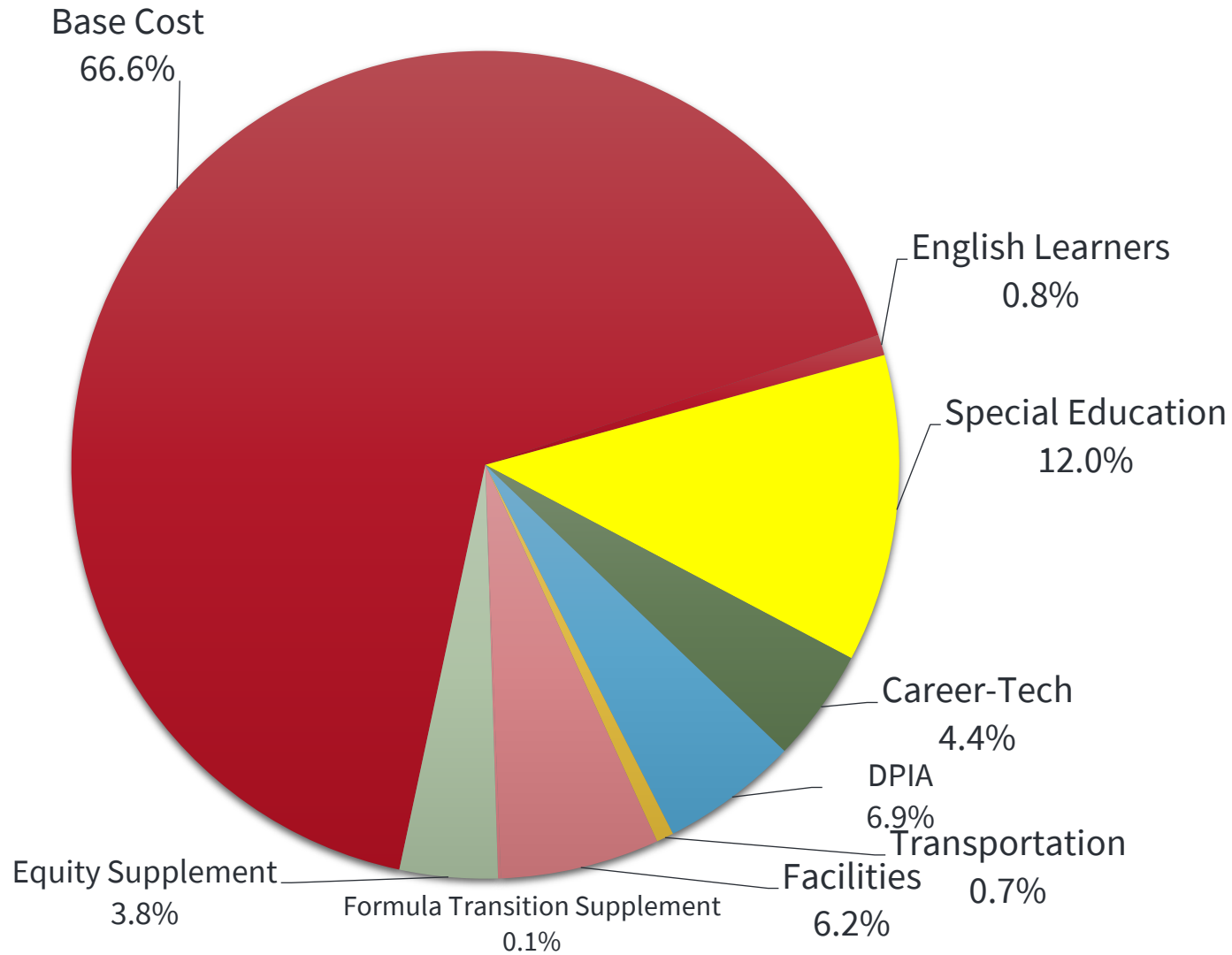
*FY25 June Payment



COMMUNITY/STEM SCHOOLS FUNDING – FY26

**\$11,609
per pupil**

\$1.43 Billion



*FY26 July Payment



COMMUNITY/STEM SCHOOLS – FY26 SUMMARY SFPR

	[a] Base State Funding	[b] Calculated State Funding	[c=(b-a)*%] Phase-in Funding ¹	[If F(b) < F(a+c), d=b, else d=a+c] State Funding
State Support				
A Base Cost	\$708,841,207.27	\$1,007,258,870.65	\$248,671,438.93	\$953,819,881.74
B Special Education	\$127,720,735.85	\$182,518,398.87	\$45,662,892.46	\$172,023,116.52
C Disadvantaged Pupil Impact Aid (DPIA)	\$61,950,895.20	\$80,442,799.09	\$15,409,303.52	\$76,820,188.58
D English Learners	\$7,680,925.56	\$12,299,260.99	\$3,848,458.91	\$11,485,833.87
E Career Technical Education	\$26,930,632.03	\$70,311,594.87	\$36,149,356.32	\$63,248,720.68
F Core Foundation Funding [A + B + C + D + E]	\$933,124,395.91	\$1,352,830,924.47	\$349,741,450.14	\$1,277,397,741.39
G Transportation				\$9,681,534.17
H Equity Supplement				\$54,743,241.87
I Formula Transition Supplement				\$1,587,624.53
J Facilities				\$88,967,276.29
K Total State Support [F+G+H+I+J]				\$1,432,377,418.25

*FY26 July Payment



CHANGE IN ENROLLED ADM STATEWIDE – COMMUNITY/STEM SCHOOLS

Enrolled Average Daily Membership			
Fiscal Year	Enrolled ADM	Change	% Change
2018	107,572		
2019	105,920	-1,652	-1.54%
2020	106,266	346	0.33%
2021	117,671	11,405	10.73%
2022	115,089	-2,582	-2.19%
2023	115,879	790	0.69%
2024	120,804	4,926	4.25%
2025	124,293	3,489	2.89%

**Increase of 16K
between FY18
and FY25 or
15.5%**

	DOPR	All CS/STEM
Brick and Mortar	14,970.78	88,084.80
E-schools	7,235.95	35,298.81
	22,206.73	123,383.61



STATE FOUNDATION FUNDING

FY25 Closeout

- EMIS Reporting Window – Closed 7/16
- Data Appeals Window – Opened 7/17; File Appeal by 7/25; Filed updated data by 8/1
- Final #1 Payment (September)
- EMIS Financial Appeals Window – Opens 9/2; File Appeal by 9/19; File updated data by 10/3
- Final #2 Payment (November)



HYBRID FUNDING FOR DOPR E-SCHOOLS

- Works in conjunction with state foundation funding.
- School have to “opt-in” by February 1.
- Calculated and distributed in 5 payments, starting in March 2025 and ending with the reconciliation payment issued with FY25 Final #2.
- Available to students in grades 8-12, excluding grades K-7.



HYBRID FUNDING FOR DOPR E-SCHOOLS

Funding Calculation Based on the lesser of:

- Statewide average base cost per-pupil amount multiplied by the maximum FTE during the student's enrollment period.
- Sum of:
 - \$1,750 for students enrolled for at least 30 calendar days.
 - Statewide average base cost per-pupil amount / 920 for each hour of documented learning, up to 920 hours.
 - \$500 for each course completed for 8th graders or credits earned by students in grades 9-12, up to \$2,500.



HYBRID FUNDING FOR DOPR E-SCHOOLS

- Ensures funding fills the gap between documented learning opportunities and enrollment period.
- Uses data already submitted by the school in EMIS; no additional reporting required.
- Participating schools must implement programming or protocols to document enrollment and participation in learning opportunities.
- Schools may be required to submit a debt reduction plan or a plan to increase student engagement if necessary (participation below 65%).

HYBRID FUNDING FOR DOPR E-SCHOOLS – FY25

IRN	Organization Name	HybridMaxPerStudentTotal Funding	HybridBaseAdjustedFTE TotalFunding	HybridNetTotalFunding
000288	Auglaize County Educational Academy	\$739,956.35	\$678,201.89	\$61,816.99
021509	Career Prep Virtual High School. Inc.	\$820,312.75	\$444,747.07	\$375,565.68
020726	ChallengeU Ohio Community School	\$2,551,477.25	\$1,572,313.33	\$979,163.99
149088	Fairborn Digital Academy	\$2,120,659.76	\$1,817,270.32	\$303,389.46
000402	Findlay Digital Academy	\$1,841,968.97	\$1,600,861.71	\$241,107.37
149047	GOAL Digital Academy	\$5,780,485.31	\$5,777,255.70	\$3,229.64
020078	Gateway Online Academy of Ohio	\$12,873,705.07	\$8,705,774.58	\$4,167,931.03
000282	Greater Ohio Virtual School	\$4,580,632.02	\$3,555,945.76	\$1,024,686.28
017643	Ohio Digital Learning School	\$10,414,324.67	\$8,771,798.15	\$1,642,526.83
000241	Quaker Digital Academy	\$5,673,280.69	\$5,281,208.50	\$392,072.27
143305	TRECA Digital Academy	\$15,471,196.13	\$13,836,807.95	\$1,634,388.42
Totals	11	\$62,867,998.97	\$52,042,184.96	\$10,825,877.96

*FY25 June Payment



SCHOOL FUNDING RESOURCES

- [A complete list and description of JV codes](#)
- [College Credit Plus Deduction Reports](#)
- [Foundation Legacy Payment Reports \(2002-2021\)](#)
- [Foundation Payment Reports](#)
- [Payment Data Calendar](#)
- [Payment Letters - Community Schools](#)
- [Payment Schedule](#)
- [Statewide Payment Reports in Excel Format - Community Schools](#)



22+ PROGRAM CHANGES

22+ PROGRAM CHANGES

- Eliminates existing Adult Diploma Program & 22+ Adult High School Diploma Program and creates new program
- New program starts at age 18
- Department awards the high school diploma
- Providers must collect follow up data about student outcomes
- An industry-recognized credential, or group of credentials, in a single career field must meet the criteria established for acceptable industry-recognized credentials and licenses
- Provides options for students to demonstrate competency

DEMONSTRATION OF COMPETENCY: OPTION 1

Assessment Requirements

- Achieve a competency score on the Algebra 1 and English Language Arts II end-of-course exams

Or

- Attain workforce readiness (current assessment: WorkKeys) score (currently 12 over the three sections with a minimum of 4 points per section)

Additional Requirements of the Program

(Individuals must complete **two** of the following):

- Industry Recognized Credential
- Earn a cumulative score of proficient or higher on three or more state technical assessments (WebXam)
- Complete a pre-apprenticeship program and get accepted into a registered apprenticeship program, or complete a registered apprenticeship
- Complete 250 hours of [work-based learning](#) with documented positive evaluations
- Obtain an OhioMeansJobs-[Readiness Seal](#)

DEMONSTRATION OF COMPETENCY: OPTION 2

Earn Course Credits

- Four credits in English Language Arts
- Four credits in mathematics
 - One credit may be career -based mathematics
- Three credits in science
- Three credits in social studies
- One-half credit in financial literacy
 - This credit may be applied toward the total number of credits in either mathematics or social studies

Additional Requirements of the Program

(Individuals must complete **two** of the following):

- Industry Recognized Credential
- Earn a cumulative score of proficient or higher on three or more state technical assessments (WebXam)
- Complete a pre-apprenticeship program and get accepted into a registered apprenticeship program, or complete a registered apprenticeship
- Complete 250 hours of [work-based learning](#) with documented positive evaluations
- Obtain an OhioMeansJobs-[Readiness Seal](#)

ELIGIBLE PROVIDERS

- School district
- Joint vocational school district (JVSD)
- Community school
- Community college, state community college, technical college
- University branch campus, Ohio technical center
- Buckeye United School District operated by DYS and the Ohio Central School System operated by DRC

NEXT STEPS

- The Department of Education and Workforce will adopt administrative rules to establish standards for the new program.

UPDATE: COUNCIL RESOLUTIONS

LEGISLATIVE RESOLUTIONS

- Transportation – supplemental funding for DOPR schools, particularly rural schools
- DPIA funding for online schools
- Catastrophic Aid – limit disproportionate impact on community schools
- Online DOPR supplemental funding
- Governor's Merit Scholarship
- Schools Forward funding

DEW UPDATES

DEW UPDATES

- STAR testing
 - Training videos are available
 - Need to train school staff on the data required and process – don't delete students, check and correct SSIDs
 - All students must be tested
- Begin planning for new age range for DOPR schools
- Case management structure in OCS
- Operator convening September 12

DEW UPDATES

- [Final correction opportunities](#) close July 25 for 2025 assessment and student data
- Ohio Department of Health releases [revised guidelines for school emergencies](#)
- Announcing [Ohio's Plan for K-12 Mathematics](#)
- [New report card training series](#) this month

NEW BUSINESS

QUESTIONS?

EDUCATION.OHIO.GOV



**Department of
Education &
Workforce**

THANK YOU

EDUCATION.OHIO.GOV



**Department of
Education &
Workforce**