

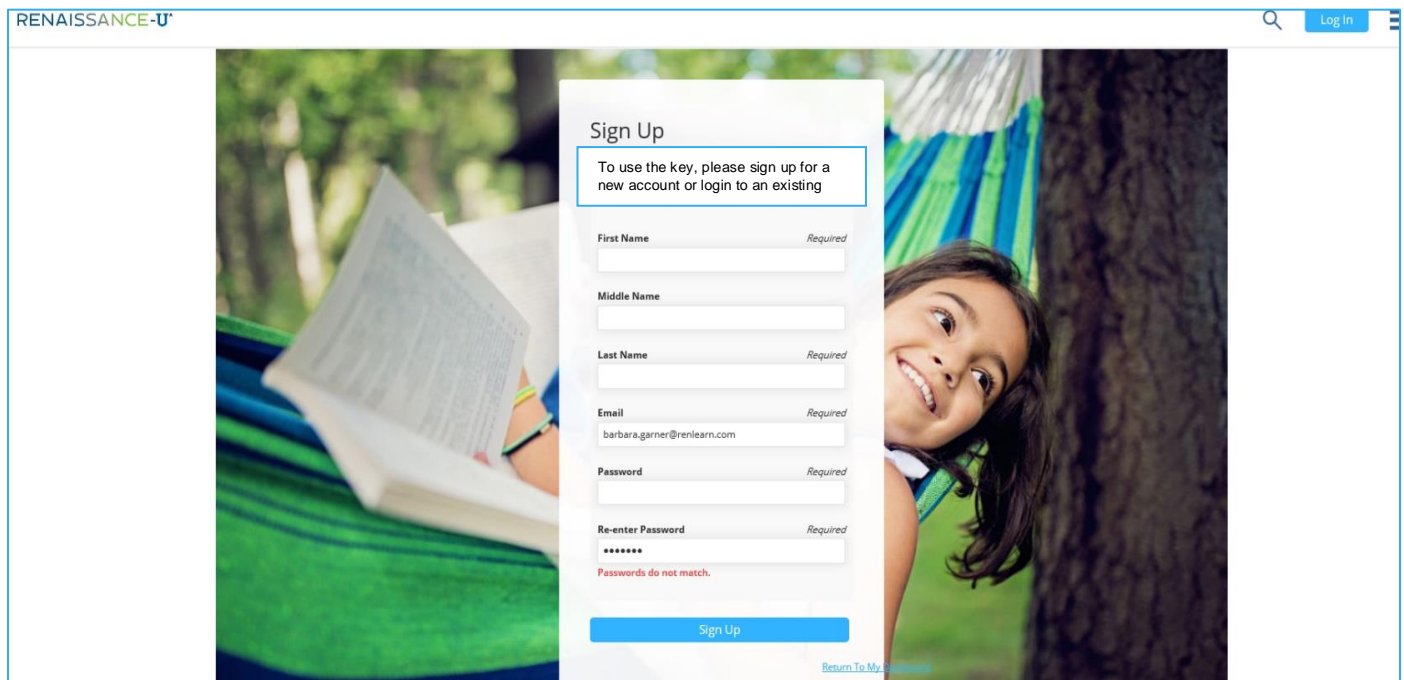
RENAISSANCE®

Instructions on logging into Renaissance-U

Please follow the instructions below:

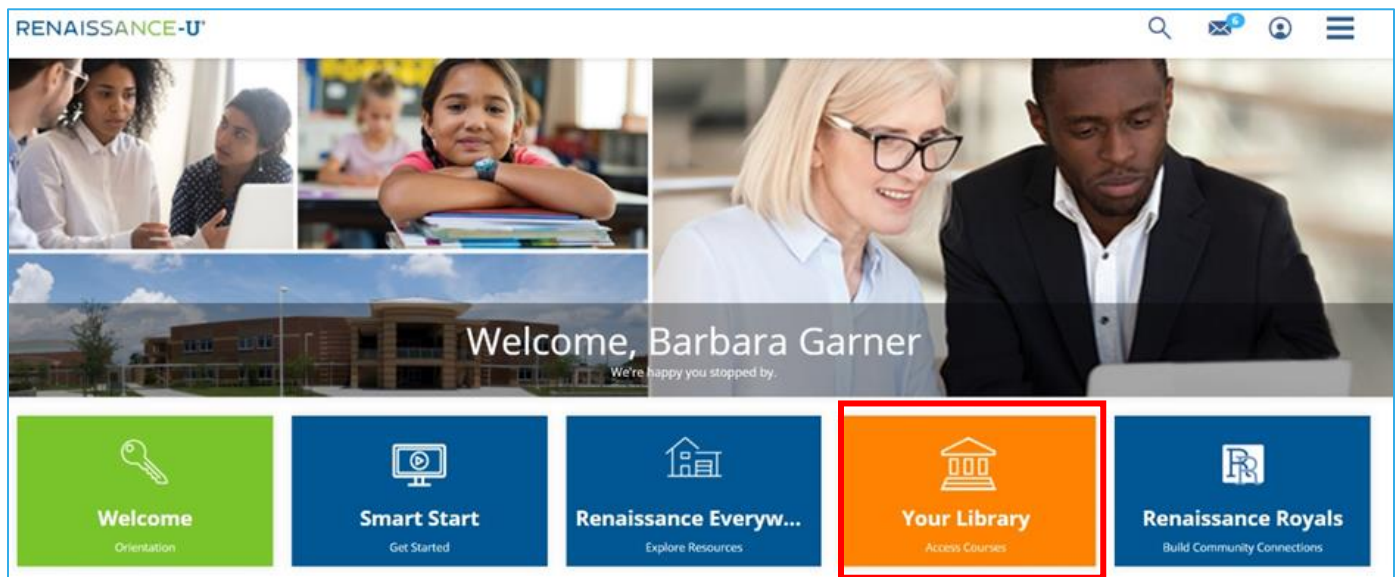
1. Go to the following website: <https://www.renaissance-u.com?KeyName=OhioDPAR>
 - Complete the Sign-Up form with Required Fields (First Name, Last Name, School Email Address, and Password). **This is a onetime sign up. You will use your username, password on your next login.**
 - Click Sign Up

IMPORTANT: If you return at a later date, you must log in to <https://www.renaissance-u.com/#/login> and use your unique username and password you created on the Sign-Up form.



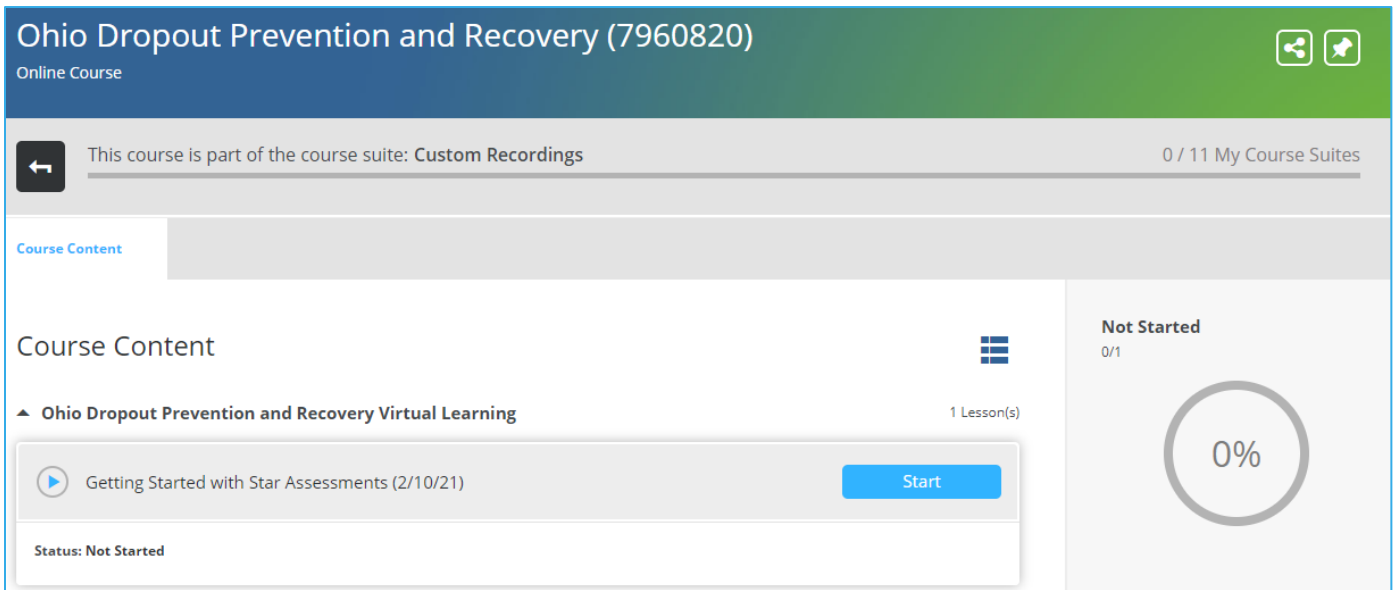


The screenshot shows the Renaissance-U website's sign-up page. The page features a background image of a child reading a book. A central white form titled "Sign Up" contains the following fields: First Name (Required), Middle Name, Last Name (Required), Email (Required, with the example "barbara.garner@renlearn.com"), Password (Required), and Re-enter Password (Required). A red error message "Passwords do not match." is displayed below the password fields. A blue "Sign Up" button is at the bottom of the form. The top of the page includes the Renaissance-U logo, a search icon, a "Log In" button, and a menu icon.

2. After clicking Sign Up you will be taken to Renaissance-U Private Dashboard. Click on Your Library.



The screenshot shows the Renaissance-U Private Dashboard. The top navigation bar includes the Renaissance-U logo, a search icon, a notification icon, a user profile icon, and a menu icon. Below the navigation bar is a banner with a collage of images and the text "Welcome, Barbara Garner" and "We're happy you stopped by." Below the banner is a row of five navigation buttons: "Welcome Orientation" (green), "Smart Start Get Started" (blue), "Renaissance Everyw... Explore Resources" (blue), "Your Library Access Courses" (orange, highlighted with a red border), and "Renaissance Royals Build Community Connections" (blue).

3. Click Custom Recordings



IMPORTANT: If you return at a later date, you must log in to <https://www.renaissance-u.com/#/login> and use your unique username and password you created on the Sign-Up form.