



2019-2020 Community School Sponsor Evaluation: Academic Performance Component

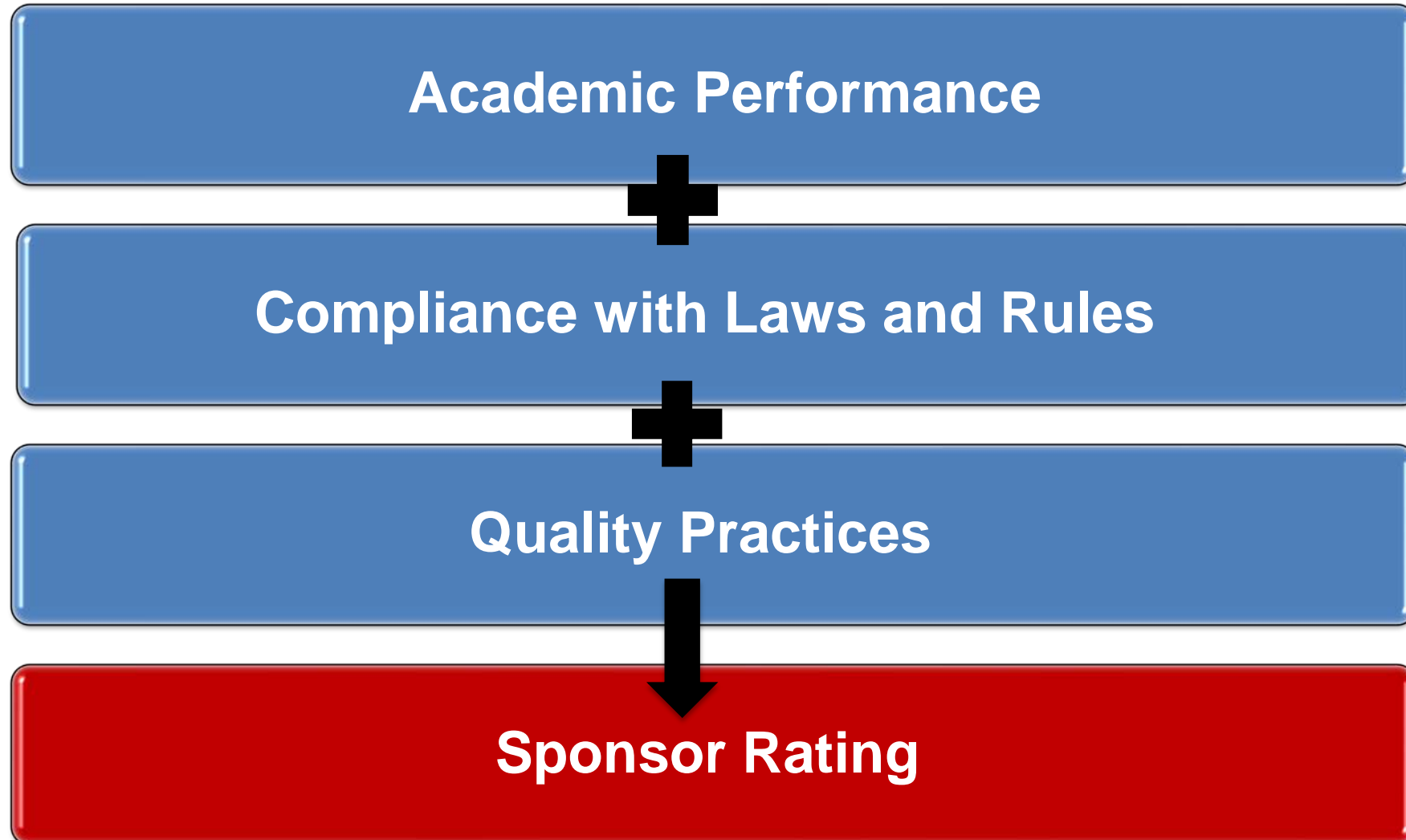
Center for Performance and Impact · July 2019

Sponsor Performance Evaluations (ORC 3314.016)

Three Equally-Weighted Components

- Academic performance
- Compliance with laws and rules
- Adherence to quality practices

Overall Sponsor Rating



Academic Performance Component

- Must align to Ohio School Report Card
- Based upon all applicable report card measures
- Weighted by the number of students enrolled in each school in the sponsor's portfolio
- State law exempts schools open less than two full years and schools where a majority of the students have a disability

Overview Page: Traditional Report Card

Ohio School Report Cards

B

School Grade

2019-2020 Report Card for Any Community School

Achievement

The Achievement Component represents whether student performance on state tests met established thresholds and how well students performed on tests overall. A new indicator measures chronic absenteeism.

Performance Index

74.3%

Indicators Met

66.7%

C

Component
Grade

Progress

The Progress component looks closely at the growth that all students are making based on their past performances.

Value-Added

Overall

Gifted

Lowest 20% in Achievement
Students with Disabilities

B

Component
Grade

Gap Closing

The Gap Closing component shows how well schools are meeting the performance expectations for our most vulnerable students in English language arts, math, graduation and English language proficiency.

Annual Measurable Objectives

100.0%

A

Component
Grade

Graduation Rate

The Graduation Rate component looks at the percent of students who are successfully finishing high school with a diploma in four or five years.

Graduation Rates

100.0% of students graduated in 4 years

95.5% of students graduated in 5 years

A

Component
Grade

Improving At-Risk K-3 Readers

This component looks at how successful the school is at improving at-risk K-3 readers.

Improving At-Risk K-3 Readers

0.0%

NR

Component
Grade





Prepared for Success

Whether training in a technical field or preparing for work or college, the Prepared for Success component looks at how well prepared Ohio's students are for all future opportunities.

F

Component
Grade

Dropout Recovery Report Card

SCHOOL RATING Exceeds Standards	Location: Kenton Administrator: Wade Melton <i>Directory information current as of the 2014-2015 Report Card publication date</i>	Career Technical Planning District: Ohio Hi-Point JVSD CTPD	Enrollment: 44 Attendance Rate: 89.9%	
 High School Test Passage Rate This rating answers the question – How many students in your school passed all five state tests that are required for graduation? Students who Passed all Five Tests..... NR	RATING Not Rated	 Graduation Rate This rating answers the question – How many students from your school graduate in four, five, six, or seven years? Graduation Rates 52.9% of students graduated in 4 years 56.3% of students graduated in 5 years 80.0% of students graduated in 6 years 7-year graduation rate not calculated. 8-year graduation rate not calculated. 63.2% is the weighted average of all graduation rates. NR		
 Gap Closing This rating shows how well all students are doing in your school in reading, math, and graduation. It answers the question – Is every student succeeding, regardless of income, race, ethnicity, or disability? Annual Measurable Objectives.....NR	RATING Not Rated	4-YEAR RATING Exceeds Standards	5-YEAR RATING Exceeds Standards	6-YEAR RATING Exceeds Standards
 Progress This is your school's average progress for its students in math and reading, using the NWEA Measure of Academic Progress (MAP) test in grades 9-12. It looks at how much students learn in a year. It answers the question – Did the students get a year's worth of growth? Did they get more? Did they get less? Value-Added Overall.....Meets Standards	COMPONENT GRADE Meets Standards	7-YEAR RATING Not Rated	8-YEAR RATING Not Rated	COMBINED RATING Exceeds Standards

Academic Performance Component

Calculating Total Weighted Points

- For each school, the applicable report card component grades will be assigned a numerical value (rounded to the thousandths).
- Individual report card component points will be weighted based on the weights described in OAC 3301-28-10.

Academic Performance Component

Calculating Total Weighted Points

- Each school's report card will include an overall grade, that will be used for the sponsor evaluation.
- Total weighted component points will be calculated by taking the initial component value and multiplying it by the weight assigned to the component.

Academic Performance Component

Overall Academic Performance Score	
Total Weighted Points	Report Card Grade Equivalent
4.125-5.000	4
3.125-4.124	3
2.125-3.124	2
1.125-2.124	1
0-1.124	0

Academic Performance Component

Overall Academic Performance Rating for Dropout Prevention and Recovery School

Overall School Rating	Points
Exceeds Standards	4
Meets Standards	2
Does Not Meet Standards	0

Academic Performance Component

Weighted Points	Grade (or Equivalent)	Points Earned for Academic Performance Component
3.5 – 4	A	4
2.5 – 3.49	B	3
1.5 – 2.49	C	2
.5 – 1.49	D	1
0 – .49	F	0

2019-2020 Academic Rating

ACADEMIC PERFORMANCE		
Report Card Grade (or Equivalent)	Dropout Prevention and Recovery Report Card Rating	Points
A	Exceeds Standards	4
B		3
C	Meets Standards	2
D		1
F	Does Not Meet Standards	0

EMIS Processing Schedule

Main Student Collections

Student Cross Reference (FY19) (2019SSCRS)	S	7/6/2018	7/17/2019
Retention Reporting All Grades (2019SRTNT)	S	7/27/2018	8/31/2018
SOES Beginning of Year Student Collection (FY19) (2019SAODE)	S	8/3/2018	12/20/2018
SOES Student Contact(s) Collection (FY19) (2019SSSDT)	S	8/3/2018	8/9/2019
Beginning of Year Student Collection (FY19) (2019S1TRD)	S	9/4/2018	12/20/2018
Midyear Student Collection (FY19) (2019S2TRD)	S	1/4/2019	4/30/2019
SOES End of Year Student Collection (FY19) (2019SBODE)	S	1/4/2019	7/17/2019
End of Year Student Collection (FY19) (2019S3TRD)	S	5/3/2019	7/17/2019



EMIS Processing Schedule

Assessment Collections

Summer and Fall End of Course Assessment Collection (FY19) (2019AGEFL)	A	9/14/2018	3/29/2019
Summer OGT Assessment Collection FY19 (2019AGXSM)	A	9/14/2018	11/30/2018
Fall Early Learning Assessment Collection FY19 (2019AGBFL)	A	9/28/2018	3/1/2019
Kindergarten Readiness Assessment Collection FY19 (2019AGOFL)	A	9/28/2018	2/1/2019
Child Outcome Summary Assessment Collection FY19 (2019AGMFY)	A	10/15/2018	7/12/2019
Fall 3rd Gr Reading Collection FY19 (2019AGNFL)	A	10/23/2018	3/1/2019
Fall DORP Assessment Collection FY19 (2019AGDFL)	A	10/26/2018	7/8/2019
OGT Assessment Collection FY19 (2019AGXFY)	A	1/8/2019	8/9/2019
Other Accountability Assessments FY19 (2019ANACC)	A	2/5/2019	8/14/2019
Spring Alternate Assessment Collection FY19 (2019AALTS)	A	2/5/2019	8/9/2019
Spring DORP Assessment Collection FY19 (2019AGDSP)	A	2/8/2019	7/8/2019
OELPA Assessment Collection FY19 (2019AGFSP)	A	2/22/2019	8/9/2019
Spring End of Course State Assessment Collection FY19 (2019AGESP)	A	3/1/2019	7/17/2019
Spring State Assessment Grades 3-8 Collection FY19 (2019AGNSP)	A	3/1/2019	7/17/2019
Spring Early Learning Assessment Collection FY19 (2019AGBSP)	A	4/9/2019	8/9/2019
Career Tech Accountability Assessment Collection (FY19) (2019ACTSP)	A	3/29/2019	10/11/2019

EMIS Processing Schedule

Financial Collections

Financial FY19 Collection (2019H0000)	H	6/3/2019	8/30/2019
Financial Supplemental FY19 Collection (2019H0000)	H	9/3/2019	9/27/2019
Five Year Forecast - Initial Required (FY19) (2019P0000)	P	10/1/2018	10/31/2018
Five Year Forecast - Initial Optional (FY19) (2019P1OPT)	P	11/6/2018	3/29/2019
Five Year Forecast - Required Spring Update (FY19) (2019P2MAY)	P	4/2/2019	5/31/2019
Five Year Forecast - Final Optional (FY19) (2019P3OPT)	P	6/4/2019	8/9/2019

Additional Student and Staff/Calendar Collections

Calendar Collection - Initial (FY19) (2019CINIT)	C	7/10/2018	9/28/2018
Calendar Collection - Final (FY19) (2019CFINL)	C	10/2/2018	8/9/2019
Initial Staff and Course Collection (FY19) (2019L1STR)	L	10/2/2018	2/4/2019
March Follow-up Collection (FY19) (2019D0000)	D	2/1/2019	5/10/2019
Final Staff and Course Collection (FY19) (2019L2FNL)	L	2/5/2019	8/9/2019
Graduation FY19 Collection (2019G0000)	G	5/3/2019	10/18/2019



Secure Data Center

- When schools submit data in EMIS, it can be seen in the Secure Data Center (SDC).
- The superintendent of each school receives access to the SDC, and decides who else is granted access.
- SDC access is granted as a role in the Ohio Educational Directory System (OEDS).

Secure Data Center Reports



AYP

Owner: Administrator

Modified:

6/26/13 4:12:50 PM

Documents describing preliminary Annual Yearly Progress results based on the most current EMIS data. Although AYP is not a factor in the new Report Card letter grades, it is still a federal requirement to calculate and report this measure.



Local Report Card

Owner: Administrator

Modified:

9/1/16 8:28:30 AM

Documents depicting your district/school preliminary Local Report Card and Annual Yearly Progress results, based on the most current EMIS data.



Reports for Analysis

Owner: Administrator

Modified:

5/18/18 11:39:23 AM

This folder contains reports for research and analysis. They are generally grids of data that can be manipulated, including sorting, rearranging rows and columns, and drill-down operations.



Risk Profiles

Owner: Administrator

Modified:

3/2/09 8:07:20 AM

This folder contains an interactive dashboard of the data profiles of non-academic risk indicators for a district.



Documentation & Resources

Owner: Administrator

Modified:

3/25/14 10:31:48 AM

Click for Secure Data Center resources, including a downloadable User's Guide and Quick Reference Guide.



Release Notes

Owner: Administrator

Modified:

12/12/13 4:09:22 PM

Click here to see the current release notes and known issues with reports.

Local Report Card

Local Report Card. MicroStr... x

File Edit View Favorites Tools Help

Home Ohio Department o... Suggested Sites Web Slice Gallery

Secure Data Warehouse > Shared Reports > Local Report Card

Mottley, Marianne

Dropout Recovery Program Report
Owner: Administrator
Modified: 12/12/17 9:58:09 AM
A dropout recovery program (DORP) school's calculations for the Ohio Report Card, based on the current EMIS data.

School Achievement
Owner: Administrator
Modified: 12/12/17 9:59:48 AM
A school's results on the Achievement component, which includes the state test indicators and Performance Index.

School Financials
Owner: Administrator
Modified: 4/20/17 9:14:41 AM
A school's spending and revenue data. Community and STEM schools only.

School Gifted
Owner: Administrator
Modified: 12/12/17 9:58:57 AM
A school's data about Gifted Students.

School K-3 Literacy
Owner: Administrator
Modified: 6/1/17 12:00:24 PM
A district's K-3 Literacy data for determining the Ohio Report Card letter grades.

School Progress
Owner: Administrator
Modified: 4/20/17 9:14:43 AM
A school's Progress (Value Added) data for determining the Ohio Report Card letter grades.

School Details
Owner: Administrator
Modified: 4/20/17 9:14:42 AM
The information that will appear on the School Details page of the Report Card.

School Gap Closing
Owner: Administrator
Modified: 12/12/17 9:58:39 AM
A school's Gap Closing/Annual Measurable Objectives (AMO) calculations for determining the Ohio Report Card letter grades, based on the current EMIS data.

School Graduation Rates
Owner: Administrator
Modified: 12/12/17 9:59:07 AM
A school's graduation rate calculations for determining the Ohio Report Card letter grades, based on the current EMIS data.

School Prepared for Success
Owner: Administrator
Modified: 6/1/17 11:43:13 AM
A school's Prepared for Success data as it will appear on the Report Card.

School Third Grade Reading Guarantee
Owner: Administrator
Modified: 4/20/17 9:14:41 AM
A school's Third Grade Reading Guarantee report.

Reports for Analysis

The screenshot shows a web browser window with the URL `http://edumstrwbp02/odemicrostrategy/asp/Main.aspx`. The browser has three tabs: 'State Board Meetings for 2019...', 'State Board of Education LIVE ...', and 'Reports for Analysis. MicroS...'. The application interface includes a top navigation bar with a menu (File, Edit, View, Favorites, Tools, Help) and a breadcrumb trail: 'Secure Data Warehouse > Shared Reports > Reports for Analysis'. A user profile 'Mottley, Marianne' is visible in the top right. On the left, a sidebar contains a 'Create' button and a tree view of report categories: 'Recents', 'Shared Reports' (with sub-items 'Local Report Card' and 'ODE Only Reports'), and 'Reports for Analysis' (with sub-items 'Attendance Rate', 'Enrollment', 'Graduation', 'Hidden - ODE Only', 'K-3 Literacy', 'Teachers & Staff', and 'Test Results'). The main content area displays seven report cards, each with a folder icon, title, owner, modification date, and description:

- Attendance Rate**
Owner: Administrator
Modified: 3/25/19 9:12:56 AM
Reports about attendance and absenteeism.
- Enrollment**
Owner: Administrator
Modified: 3/25/19 9:11:49 AM
Reports about student enrollment.
- Graduation**
Owner: Administrator
Modified: 3/25/19 9:11:49 AM
Reports about high school graduation rates.
- Hidden - ODE Only**
Owner: Administrator
Modified: 3/25/19 9:11:49 AM
- K-3 Literacy**
Owner: Administrator
Modified: 3/25/19 9:11:49 AM
Reports about the K-3 Literacy calculation and diagnostic assessments.
- Teachers & Staff**
Owner: Administrator
Modified: 3/25/19 9:18:15 AM
Reports about teachers and other staff.
- Test Results**
Owner: Administrator
Modified: 3/25/19 9:11:49 AM
Reports about the results of high stakes state tests (e.g. Achievement and OGT).

EMIS Data Appeals

- EMIS data appeals open immediately after each reporting window ends.
- Schools have about a week to file an appeal if they discover something is incorrect or incomplete.
- Form **MUST** be in the “SUPERINTENDENT APPROVED” status to be considered by the Department.

Important FY19 Appeals Windows

Appeal Name	Dates
FY19 Dropout Assessment Appeals for NWEA MAP (Both fall and spring MAP reporting can be appealed)	7/9/19 to 7/16/19
FY19 Spring Assessments (Grades 3-8 and End-of-Course)	7/18/19 to 7/26/19
FY19 Fall 3 rd grade ELA/Reading Assessment Appeals	7/18/19 to 7/26/19
FY19 Student Data Appeals	7/18/19 to 7/26/19
FY19 Final Calendar Appeals	8/12/19 to 8/22/19
FY19 Final Staff and Course Appeals	8/12/19 to 8/22/19
FY19 Spring OGT and Alternate Assessment Appeals	8/12/19 to 8/22/19
FY 19 Ohio English Language Proficiency Assessment (OELPA) Appeals	8/12/19 to 8/22/19
FY19 Other Accountability Assessment Appeals (Other assessments used on the report card like ACT/SAT/AP)	8/12/19 to 8/22/19
FY19 Summer 3 rd grade ELA Test Appeals and FY19 Retention Appeals (Used for 3 rd grade promotion rate)	8/26/19 to 8/30/19** **Note this is a VERY short appeals window
FY19 Graduation and Prepared for Success Data Appeals	10/21/19 to 11/1/19

2019-2020 Sponsor Evaluation

Resources for EMIS Coordinators

- EMIS collection calendars
- EMIS manual
- Data appeals information

2019-2020 Sponsor Evaluation

No Document Submission for the Academic Component:

- Based on report card data, so that sponsors do not upload any documents into Epicenter.

Final Ratings

- Academic Performance Rating
- Compliance Rating
- Quality Practices Rating
- 2019-2020 Overall Sponsor Rating



**Published
by
Nov. 15,
2020**



Questions?

sponsor.evaluation@education.ohio.gov

Join the Conversation



OHEducation



@OHEducation

@OHEducationSupt



@OHEducation



OhioEdDept



education.ohio.gov/text