



**THE HEART
OF IT ALL™**

Ohio.org

ODDEX & DATA COLLECTOR UPDATES

OAEP Conference

May 5, 2026

DAVID EHLE

TERESA WILLIAMS



**Department of
Education &
Workforce**

ODDEX Updates

- Student Claiming Module
 - Can claim for upcoming school year in spring
 - Successful claim of student provides
 - Full access to Enrollment History, Assessments, Grad Cohort, Special Education tabs, Special Ed Grad Required
 - Must have OEDS roles to access these data points
 - Enrolling district able to determine specific needs of students
 - IEP, Testing, other services
 - No waiting on records requests

ODDEX Updates,2

Student Claiming Module

- Upload option added to menu
- Allows districts to use a CSV formatted file to mass claim students for enrollment
 - Online registrations
 - KG Roundup
 - JVS enrollments
- CSV must have specific format



ODDEX Updates, 3

Student Claiming Module

Upload File Layout

*= Required for SCM, **= Optional for SCM (district must provide element 8 or a combination of 9+10) ***=Added by SCM in results file

Position	Field Element	Definition	Data Type
1*	FirstName	Legal First Name of the student	Varchar (30)
2*	LastName	Legal Last Name of the student	Varchar (30)
3*	DoB	Date of Birth	Varchar (Up to 10 length)
4*	Gender	Gender, Male or Female	Varchar(1)
5*	FY ClaimingSchoolYear	School year the student is claimed for. This would be the year they are going to be admitted.	Varchar(4)
6*	ProjectedEnrollDate	Date the student is expected to enroll at district.	Varchar (Up to 10 length)
7*	Enrollment type (district relationship)	1,2,3	Varchar(1)
8**	SSID	Student SSID	Varchar (9)

ODDEX Updates, 4

Student Claiming Module

Student Claim Upload

The Student Claiming Module (SCM) can be used by any EMIS reporting entity as a means to claim students that will be enrolling at their district. Districts wishing to claim a student for enrollment must have 4 required pieces of data; first name, last name, date of birth, gender and the district must indicate the school year the claimed enrollment is intended for. In addition, the claiming entity will need one other piece of information about a student, either a prior district attended or the students state assigned ID, referred to as the SSID.

The Student Claiming Module (SCM) is only to be used for accessing current enrollment and other information on a student at the time your district is enrolling the student. By claiming a student and accessing their data, you are telling other Ohio public districts and the Ohio Department of Education that the student's parent or guardian has initiated the process to enroll in your district. Use of the SCM is monitored and misuse may result in revoking access to the SCM and/or to ODDX in general.

More details on this option can be found [here](#).

I agree

Confirm

Usage of this option requires the user to create a comma separated value (CSV) file containing a listing of the students the district wants to claim as enrolling. The CSV file must be defined as outlined [here](#).

Any errors encountered while trying to claim the included students will appear on the results file. Any student whose claim fails, their data can be changed and a CSV file uploaded again. If choosing to upload the entire file again, any previously claimed students will remain unchanged. For a full explanation of any result codes, please refer to the following [documentation](#).

Each upload attempt is recorded and the 3 most recent will be displayed for 90 days.

Students claimed in error can be voided by using the Cancel Claim option from the SCM navigation bar menu. An individual can not cancel a claim they completed.

File — CSV format only with specific column named headings

Browse... No file selected.



ODDEX Updates, 5

Student Claiming Module

Prior 3 Student Claim Upload file results from within Past 90 Days

Filename	Created Date	Uploaded by User
ClaimUploadTest_Results.csv	03/19/2026 01:06:28 PM	RD.Update

Usage of this option requires the user to create a comma separated value (CSV) file containing a listing of the students the district wants to claim as enrolling. The CSV file must be defined as outlined [here](#).

Any errors encountered while trying to claim the included students will appear on the results file. Any student whose claim fails, their data can be changed and a CSV file uploaded again. If choosing to upload the entire file again, any previously claimed students will remain unchanged. For a full explanation of any result codes, please refer to the following [documentation](#).

Each upload attempt is recorded and the 3 most recent will be displayed for 90 days.

Students claimed in error can be voided by using the Cancel Claim option from the SCM navigation bar menu. An individual can not cancel a claim they completed.

File — CSV format only with specific column named headings

No file selected.

File ClaimUploadTest.csv processed. The result file ClaimUploadTest_Results.csv has been generated, please download this file from the link above and review the results.

4 records claimed out of 30 total student file rows.



ODDEX Updates, 6

Student Claiming Module

- Results are returned in a _Results CSV
 - Codes provide details
 - Full explanation on SSDT wiki

L	IVI
Claiming result	Claiming status
B - 1 match	Claimed
B - 1 match	Claimed
B - 1 match	Claimed
B - 1 match	Claimed
F - Not enough data	Not_claimed
P - No matches	Not_claimed
S - SSID found - other data not matching	Not_claimed
W - SSID not reported by any IRN	Not_claimed

Claiming Result Codes

Code	Abbreviated Description enclosed in quotes for spreadsheets	Full Description
B	1 match	Exactly 1 match found, student claimed
C	Multiple matches	Multiple matches, student not claimed
F	Not enough data	Not enough data provided, student not claimed
P	No matches	Provided data returns no matched student
S	SSID found, other data not matching	SSID found, but not enough other matching data to claim- remove the SSID and re-try to see if students has a match without an SSID
W	SSID not reported by any IRN	SSID provided does not exist in ODDEX remove the SSID and re-try to see if students has a match without an SSID

ODDEX Updates, 7

Student Claiming

- The students claimed by way of Upload appear in ODDEx same as those claimed one-by-one
- All claiming data is sent to DEW

The screenshot displays the ODDEx Student Claiming interface. At the top, there is a header with the school name 'Auburn Southside Public Schools (392896)' and the year '2026'. Below this is a 'Find/Filter' section with the following fields and controls:

- Last Name: Text input field with a red '...' icon.
- First Name: Text input field.
- SSID: Text input field.
- Gender: Dropdown menu.
- Claim Date Between: Two date pickers labeled 'From:' and 'To:' with the format 'mm / dd / yyyy'.
- Claimed By My IRN: A checked checkbox.
- Find: A blue button.
- Clear: A blue button.
- File Output Format: A dropdown menu set to 'Tab Delimited'.
- Export: A blue button.

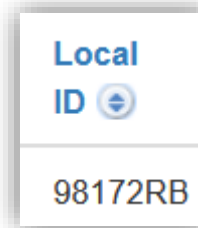
Below the search section is a table with the following columns and data:

SSID	Last Name	First Name	Birth Date	Claims
MR2500535	Love	Louis	04/18/2013	

ODDEX Updates, 8

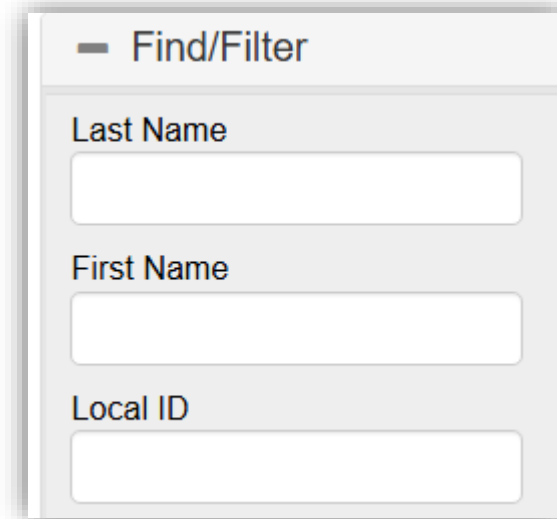
CNDC

- Added the options to sort and select by local student IDs



A screenshot of a dropdown menu. The top part of the menu is labeled "Local ID" with a downward arrow icon. Below this, the value "98172RB" is displayed.

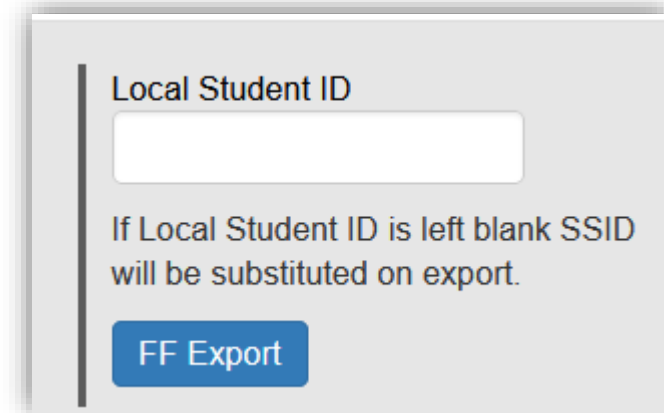
- Modified criteria for a household match
 - Additional students could be included
 - Data source and submitted addresses used



A screenshot of a search form titled "Find/Filter". It contains three input fields: "Last Name", "First Name", and "Local ID". Each field is currently empty.

ODDEX Updates, 9

- Grad
 - Export includes all data for a student regardless of what district reported the data
- Records
 - Special Education tab has option to generate an EMIS flat file containing all the data being displayed for the selected student



Local Student ID

If Local Student ID is left blank SSID will be substituted on export.

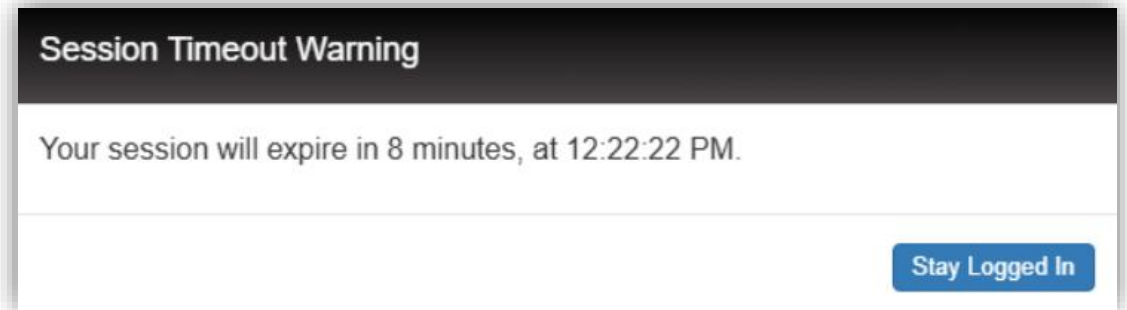
FF Export

ODDEX Updates, 10

- Records
 - Modified the queries used for assessment data to improve performance
- Tuition
 - Process in determining when a record lock out occurs was modified
 - Records having updated contact data within 30 days of the pre-determined lock out date can still be reviewed for an additional 30 days despite the pre-determined date
- SCR Conflict Rules
 - Modified rules for new OR sent reason

ODDEX Updates, 11

- ODDEx General
 - Added a timeout warning to the application
 - Inactivity at 22 minutes will receive an alert and users will have 8 minutes to prevent their login session from ending
- ODDEx General
 - Implementing required Accessibility Standards (WGAC) over the next several months; a number were released 4/15



ODDEX Updates, 12

- Early Warning System of Grad module enhanced to include Student Support and Intervention Inventory (SSII)
 - Will help Educators organize academic, behavioral and attendance support and interventions by matching available interventions to student needs



Early Warning System/SSII

Early Warning System (EWS) Refresher

- Used to evaluate a student's progress towards graduating on time
 - Identifies those on track and those at risk
 - Summary listing of students reported to EMIS and their risk

The screenshot shows the 'Find/Filter' interface for the Early Warning System. It features a grid of search criteria and filters. On the right side, there are buttons for 'Find', 'Clear', and a 'File Output Format' dropdown menu set to 'CSV'. Below these are several blue buttons for exporting data: 'Student Export', 'Risk Trend Export', 'Term Attnd Export', 'Year Attnd Export', 'Behavior Export', 'All Courses Export', and 'Basic Points Export'.

Field	Type
Last Name	Text Input
Building IRN	Text Input
Sub Group	Dropdown
State Attendance At Risk	Checkbox
Admitted From IRN	Text Input
First Name	Text Input
Resident Of	Dropdown
Race/Ethnicity	Dropdown
State Behavior At Risk	Checkbox
Received From IRN	Text Input
SSID	Text Input
Admitted Since	Date Picker (mm / dd / yyyy)
Gender	Dropdown
State Coursework At Risk	Checkbox
Sent Reason	Dropdown
Grade	Dropdown
Total At Risk	Text Input
Risk Level/Score	Dropdown
How Received	Dropdown

Early Warning System/SSII,2

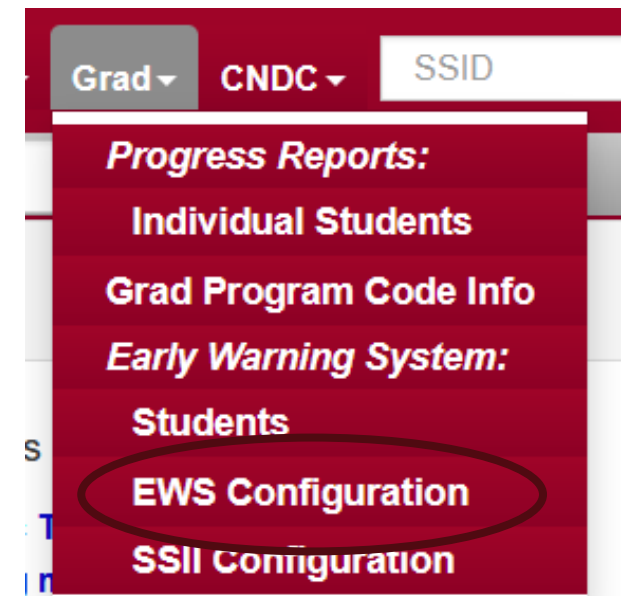
- Example summary screen

SSID	Last Name	First Name	Grade	Total At Risk	State Attendance	State Behavior	State Course	Risk Score	SSII Plan
GD333333	Tyler	Steven	12	2	On Track	At Risk	At Risk	High (39)	Create

- Populated based on EMIS data submissions
- Risk factors calculated by DEW
 - Can be adjusted by district
- Additional local measurers/risk indicators are optional

Early Warning System/SSII,3

- EWS Local measures/risk indicators
 - Each district can set their own thresholds for state calculated indicators
 - For example, look at a 20% absence rate instead of the 10% state defines
 - Each district can upload up to 3 data sets for local measures/risk indicators
 - For example, GPA, students failing a specific course
- Configuration option from drop-down
 - Requires specific role



Early Warning System/SSII, 4

Early Warning System Local Configuration

Districts may utilize this option to customize the thresholds used for the State Attendance, Behavior and Coursework indicators. In addition, districts may include up to three locally defined indicators.

Locally Defined Threshold For State Indicators

The state attendance threshold for setting the indicator to "At Risk" is an absence rate greater than or equal to 10% of instructional time.

Our local threshold for this indicator should be set to greater than or equal to % of instructional time.

The state behavior threshold for setting the indicator to "At Risk" is one or more days of discipline within prior 9 weeks.

Our local threshold for this indicator should be set to greater than or equal to day(s) of expulsion or suspension.

The state course threshold for setting the indicator to "At Risk" is the student having a current or final grade of "F" in any course in the current school year.

Our local threshold for this indicator should be set to greater than or equal to course(s) with a current grade of "F".

Locally Defined Indicators

Short Name 1

Full Name 1

No data has been uploaded for this District/School's indicator.

Short Name 2

Full Name 2

No data has been uploaded for this District/School's indicator.

Short Name 3

Full Name 3

No data has been uploaded for this District/School's indicator.

Early Warning System/SSII, 5

- The Local defined threshold requires a value be entered
- The Local define indicators, requires the district define the indicator, then upload a CSV file for students
 - Requires SSID and the value

Early Warning System Local Configuration

Districts may utilize this option to customize the thresholds used for the State Attendance, Behavior and Coursework indicators. In addition, districts may include up to three locally defined indicators.

Locally Defined Threshold For State Indicators

The state attendance threshold for setting the indicator to "At Risk" is an absence rate greater than or equal to 10% of instructional time.

Our local threshold for this indicator should be set to greater than or equal to % of instructional time.

The state behavior threshold for setting the indicator to "At Risk" is one or more days of discipline within prior 9 weeks.

Our local threshold for this indicator should be set to greater than or equal to day(s) of expulsion or suspension.

The state course threshold for setting the indicator to "At Risk" is the student having a current or final grade of "F" in any course in the current school year.

Our local threshold for this indicator should be set to greater than or equal to course(s) with a current grade of "F".

Locally Defined Indicators

Short Name 1

GPA

Full Name 1

Grade Point Ave

Upload

No data has been uploaded for this District/School's indicator.

Early Warning System/SSII, 6

Early Warning System Locally Defined Indicator Upload

[Help](#)

Districts wishing to include locally defined indicators as part of their Early Warning System data can utilize this upload function to include those per student. Each district can have up to 3 indicators active simultaneously.

No data has been uploaded for this District/School.

Configured Locally Defined Indicator

Short Name	GPA
Full Name	Grade Point Ave

[Return to Configuration](#)

Usage of this option will require the user to create a comma separated value (CSV) file containing a listing of the student SSIDs one wishes to upload early warning system indicators for and the values for each indicator.

The CSV may be generated in any manner, including using an export from a summary listing within ODDEX.

For this upload processing, three (3) columns must be present in the upload file. Column 1 should contain the student's SSID, Column 2 should contain Y, N, N/A. Y represents the student is 'At Risk' for the indicator being uploaded, N represents the student is 'On Track' for the indicator being uploaded and Column 3 should contain the indicator value itself. The indicator values must be 8 characters or less in column 3.

Before completing the upload, be certain you have selected the appropriate Locally Defined Indicator in the drop-down selections.

Once the CSV file is created, the user will click the 'Choose File' / 'Browse' button and browse to locate the file they wish to use, then click on the upload. A summary listing of what is uploaded will be displayed. Any errors are identified. The district can extract the errors for review if desired.

Local Defined Indicator To Upload

GPA (LD1) ▾

File — CSV format only

[Browse...](#) No file selected.

[Upload](#)

Early Warning System/SSII, 7

SSID	Last Name	First Name	Grade	Total At Risk	State Attendance	State Behavior	State Course
XT7533288	Bryan	Marion	09	2	N/A	At Risk	At Risk
CHNG20000	Finn	Huckleberry	11	2	At Risk	N/A	At Risk
GG6710496	Frost	Christine	09	1	On Track	N/A	At Risk

- State Attendance At Risk
- State Behavior At Risk
- State Coursework At Risk
- 15.00% Attendance (Local) At Risk
- GPA (LD1) At Risk

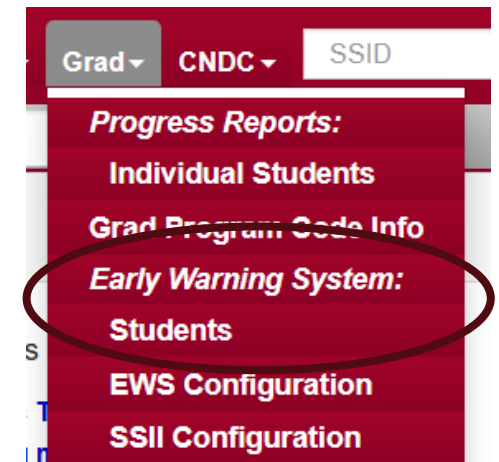
Local Attendance	LD1-GPA	Risk Score	SSII Plan
On Track	N/A	High (33)	Create
On Track	N/A	Ultra (219)	Create
On Track	N/A	Med (20)	Create

Expanding EWS/SSII to all Students

- Originally grades 7 and higher included
 - Down to grade 3 added now
 - Will be expanded to all grades
- Display differences for students in grades PS-6
 - **Course Risk** set to 'N/A'
 - **Number of Courses Failing in Current SY** set to 0
 - **Basic Risk Level** set to 'N/A'
 - **Basic Risk Score** set to 0
 - For students in PS or KG, **Years Retained** number will be always be 0
 - **Schools Attended** will continue to start with year student turned 8
 - This means that for most students in grades PS-1 the count will be 0

Student Support and Intervention Inventory (SSII)

- Student Support and Intervention Inventory (SSII) tool
 - Supports intervention processes for students who are at risk of not graduating on time
 - Grad/Early Warning System/Students
 - Populated based on EMIS data submissions with some calculations



Student Support and Intervention Inventory (SSII)

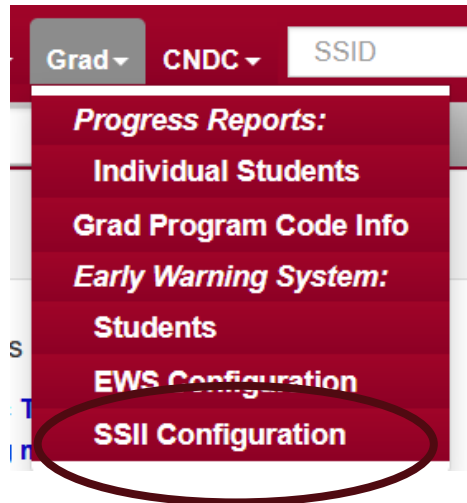
- Roles for SSII
 - Coordinator-SSII (new)
 - Commentor-SSII (new)
 - Superintendent
 - Data View-PTG
 - Data Manager-PTG
 - Data View-ODDEX Records GRAD
 - No default access
 - Coordinator-EMIS, Treasurer, Assistant Treasurer, Business Manager, ITC staff, DEW staff

SSII Roles

- **Roles** are assigned by district OEDS Admin; then district staff with some roles within the SSII module
- If you work with another district, you must be assigned the role by the OEDS admin for that district
- Full access: **Superintendent & Coordinator-SSII**
 - Examples include creating an intervention, creating a plan, creating a team, commenting
- Only see who has a plan: **Data View-PTG, Data Manager-PTG, & Data View-ODDEX Records Grad**
 - These 3 roles can also be members of a team. Once assigned to a team and they have the role, they can
 - View plans assigned to that team
 - Add interventions and staff to a plan
 - Comment on a plan and its interventions
- Once assigned to an intervention, a staff member can view that student's plan and make comments on the assigned intervention
 - If they do not already have ODDEX access, they will need the **Commenter-SSII** role assigned in OEDS

SSII Teams

- Requires districts configure Teams and Intervention Inventory



SSII Configuration Options

This page includes an option for the district to describes an intervention.

[Teams](#)

[Intervention Inventory](#)

[Go to EWS Summary](#)

SSII Assigned Staff

- By default, can pick staff reported with one of the following position codes:
 - Codes starting with '1'
 - Codes starting with '2'
 - Code starting with '3', but not '301', '307', '319' or '340'
 - Codes '415', '505', '507', '508', '510', '801', '901', '910'
- Can also pick any staff with an SSII-related role

SSII Plan Display

Student Plan Details

On this screen all existing Student Interventions for the selected student being displayed within the gray box to the right are included. If no interventions exist or additional are needed, click the Add Student Intervention button. Existing interventions will be displayed with an icon to the left that allows quick entry of Progress Monitoring comments. One should click directly on the icon. The View button should be used to proceed to a detail page for the intervention.

Student Interventions							Add Student Intervention
Open Date	Title	Assigned To	Planned Team Follow Up	Status	Status Date	Closed Date	
02/05/2025	Read 180	Courtney Workman		Open	02/05/2025		View
02/05/2025	Peer Group Connection	Christopher Moran		Open	02/05/2025		View

Read 180 Progress Monitoring Notes:

There are no Progress Monitoring comments.

Peer Group Connection Progress Monitoring Notes:

There are no Progress Monitoring comments.

Read 180 Intervention Notes:

- **Posted by:** RDUUSER UPDATE on 02/05/2025 02:31 PM
Alice is having trouble in her English 9 course.

Peer Group Connection Intervention Notes:

There are no Intervention comments.

Selected Student for Student Plan

SSID RS5053347
Name Beck, Alice
Grade 11
Building Came High School (936732)
Coordinator Kay Hewitt
Team Team Amber
Note
Coord. Review Date
Team Follow Up
Status Planned
Year Created 2024
Open Date 02/05/2025
Archive Date

[Return to Summary](#)
[Edit Student's Plan](#)

	State	Local
Attendance	N/A	N/A
Behavior	N/A	N/A
Course	At Risk	N/A
Risk Score	Med (19)	

Student Plan Comments

[Add Student Plan Comment](#)

- **Posted by:** RDUUSER UPDATE on 02/05/2025 02:33 PM
Mrs. Smith has more information about Alice that will help you start the interventions.

Help Documents



Data Comparison

- Users will now see a comparison between the current submission and the submission most recently processed at DEW
- Will turn feature on one record type at a time to start- then in groups
 - Currently available for Calendar, OTELA, and DN in all collections
 - Most record types in staff/course collection next
- Plan to include all record types by summer

Data Comparison

- May cause slightly longer prepare times
- Adds an additional stage to the prepare process
- Main differences in the user interface are in the Preview Prepared Data page

New Preview Counts

- The counts of valid and invalid records are broken down into additional groups- New, Updated, No Change
- Records that were in the prior submission processed by DEW but not in the current submission have additional counts
- Links on counts open just that subset of records

File	In Progress Submission (2)										Prior Submission (1)			Processed by DEW					
	Valid				Total	Invalid				Total	Valid	Invalid	Total	Submission (1)					
	New	Updated	No Chg	Total		New	Updated	No Chg	Total					No Record	Was OK				
Student Assessment Record (FA).html	0	3	2	5		0	2	0	2		7		2	5	7		0	0	
Total counts:					5						2		7		2	5	7		

Valid and Invalid types

- Records are matched to the prior submission based on the key values of the record type (the fields that make a row unique)
- New records have a set of key values not present in the prior processed submission
- Updated and No Chg records have matching keys, but other fields on the row changed or did not change

In Progress Submission (2)				
Valid				
New	Updated	No Chg	Total	
0	<u>3</u>	<u>2</u>	<u>5</u>	

In Progress Submission (2)				
Invalid				
New	Updated	No Chg	Total	
0	<u>2</u>	0	<u>2</u>	

Prior & Processed Submissions

- The prior submission valid and invalid counts are the same as before- and represent the last submission **sent** to DEW
- The **processed** by DEW submission counts do not represent all the records that were processed by DEW
 - Only used to indicate how the currently prepared data set, if submitted, will compare to the data already processed by DEW
 - If an LEA submits to DEW more than once between processing runs at DEW, the submission numbers in these 2 sections may be different

Prior Submission (1)		
Valid	Invalid	Total
2	5	7

Processed by DEW Submission (1)	
No Record	Was OK
0	0

Submit & Preview Statuses

- Each row in preview has 2 statuses
- Submit Statuses
 - Valid
 - Invalid
 - Pr Valid (Processed by DEW)
 - Pr Invalid (Prepared in submission Processed by DEW, but not sent)
- Preview Statuses
 - Updated
 - New
 - No Change
 - Deleted (included in submission Processed by DEW, but now not in collected data)

Submit Status	Preview Status
Valid	Updated
Pr Invalid	
Valid	Updated
Pr Invalid	
Valid	Updated
Pr Invalid	

Previous Rows

- Previews show rows from the previous processed submission in light blue
- Only show when there was an update to a record in the current prepare from the prior processed submission
- Only the key values and the specific data elements that changed are shown- changes in bold

Required Test Type	Gr Level at time of test	Type of Accommodation	Score Not Reported	Score
STR	09	**	*	705
			F	005
STR	10	**	*	681
	06			003
STR	03	**	*	723
			J	



Changes in Same Record Set

- Both the processed submission and the new prepare have the same basic set of records
- Five of the seven records were updated to try to resolve errors (invalid records) in the prior submission
- Three were updated to be valid- two are still invalid

File	In Progress Submission (2)										Prior Submission (1)		
	Valid				Invalid				Total	Valid	Invalid	Total	
	New	Updated	No Chg	Total	New	Updated	No Chg	Total					
Student Assessment Record (FA).html	0	3	2	5	0	2	0	2	7	2	5	7	
Total counts:				5				2	7	2	5	7	

Valid- Updated

- These records were previously invalid (blue rows), but have been updated to now be valid
- Only key values and **changed fields** shown in blue row
- More fields may have changed than just the fields that were causing the prior record to be invalid- all bold
- If prior record was dependency error, no fields may change

Submit Status	Preview Status	Fiscal Year	Reporting Period	District IRN	Building IRN	EMIS Student ID Number	State Student ID	Last Name	First Name	Middle Name	Assessment Type Code	Test Grade Level	Assessment Area Code	Test Date	Required Test Type	Gr Level at time of test	Type of Accommodation	Score Not Reported	Score
Valid	Updated	2026	A	000222	000222	██████████	██████████	Duck	Daffy	D	GE	**	HIST	20251101	STR	09	**	*	705
Pr Invalid						██████████	██████████				GE	**	HIST	20251101				F	005
Valid	Updated	2026	A	000222	000222	██████████	██████████	Italiano	Mario	T	GE	**	GEOM	20251001	STR	10	**	*	681
Pr Invalid						██████████	██████████				GE	**	GEOM	20251001		06		*	003
Valid	Updated	2026	A	000222	000222	██████████	██████████	Italiano	Mario	T	GE	**	MTH1	20251201	STR	03	**	*	723
Pr Invalid						██████████	██████████				GE	**	MTH1	20251201				J	

Valid- No Change

- Exact same record as was included in the prior DEW processed submission
- In our research, this group and new record combined for over 98% of all rows for most record types
- This group can be ignored unless you are looking for something to change that did not

Submit Status	Preview Status	Fiscal Year	Reporting Period	District IRN	Building IRN	EMIS Student ID Number	State Student ID	Last Name	First Name	Middle Name	Assessment Type Code	Test Grade Level	Assessment Area Code	Test Date	Required Test Type	Gr Level at time of test	Type of Accommodation	Score Not Reported	Score
Valid	Unchanged	2026	A	000222	000222	[REDACTED]	[REDACTED]	Duck	Daffy	D	GE	**	HIST	20251201	STR	09	**	X	001
Valid	Unchanged	2026	A	000222	000222	[REDACTED]	[REDACTED]	Italiano	Mario	T	GE	**	BIOL	20251201	STR	08	**	*	701

Invalid- Updated

- Attempted to fix an issue (I hope!) but there is still an issue
- In this specific case, the issue is a duplicate record

Submit Status	Preview Status	Fiscal Year	Reporting Period	District IRN	Building IRN	EMIS Student ID Number	State Student ID	Last Name	First Name	Middle Name	Assessment Type Code	Test Grade Level	Assessment Area Code	Test Date	Required Test Type	Gr Level at time of test	Type of Accommodation	Score Not Reported	Score
Invalid	Updated	2026	A	000222	000222	[REDACTED]	[REDACTED]	Italiano	Mario	T	GE	**	ALG1	20251201	STR	10	**	*	703
Pr Invalid						[REDACTED]					GE	**	ALG1	20251201		05			003
Invalid	Updated	2026	A	000222	000222	[REDACTED]	[REDACTED]	Italiano	Mario	T	GE	**	ALG1	20251201	STR	10	**	*	688
Pr Invalid						[REDACTED]					GE	**	ALG1	20251201		05			003

All Records

- When you look at the record name/total link, you will see all 7 records in the prepare along with the corresponding prior records for the 5 updated records

Submit Status	Preview Status	Fiscal Year	Reporting Period	District IRN	Building IRN	EMIS Student ID Number	State Student ID	Last Name	First Name	Middle Name	Assessment Type Code	Test Grade Level	Assessment Area Code	Test Date	Required Test Type	Gr Level at time of test	Type of Accommodation	Score Not Reported	Score
Valid	Updated	2026	A	000222	000222	[REDACTED]	[REDACTED]	Duck	Daffy	D	GE	**	HIST	20251101	STR	09	**	*	705
Pr Invalid						[REDACTED]	[REDACTED]				GE	**	HIST	20251101				F	005
Valid	Unchanged	2026	A	000222	000222	[REDACTED]	[REDACTED]	Duck	Daffy	D	GE	**	HIST	20251201	STR	09	**	X	001
Invalid	Updated	2026	A	000222	000222	[REDACTED]	[REDACTED]	Italiano	Mario	T	GE	**	ALG1	20251201	STR	10	**	*	703
Pr Invalid						[REDACTED]	[REDACTED]				GE	**	ALG1	20251201				*	003
Invalid	Updated	2026	A	000222	000222	[REDACTED]	[REDACTED]	Italiano	Mario	T	GE	**	ALG1	20251201	STR	10	**	*	688
Pr Invalid						[REDACTED]	[REDACTED]				GE	**	ALG1	20251201				*	003
Valid	Unchanged	2026	A	000222	000222	[REDACTED]	[REDACTED]	Italiano	Mario	T	GE	**	BIOL	20251201	STR	08	**	*	701
Valid	Updated	2026	A	000222	000222	[REDACTED]	[REDACTED]	Italiano	Mario	T	GE	**	GEOM	20251001	STR	10	**	*	681
Pr Invalid						[REDACTED]	[REDACTED]				GE	**	GEOM	20251001				*	003
Valid	Updated	2026	A	000222	000222	[REDACTED]	[REDACTED]	Italiano	Mario	T	GE	**	MTH1	20251201	STR	03	**	*	723
Pr Invalid						[REDACTED]	[REDACTED]				GE	**	MTH1	20251201				J	



Revised Data to Show Others

- Data set no longer a close match to prior submission
- Now have new rows and some rows that were in the prior processed submission removed or updated to be invalid

File	In Progress Submission (2)				Prior Submission (1)			Processed by DEW						
	Valid		Invalid		Total	Valid	Invalid	Total	Submission (1)					
	New	Updated	No Chg	Total	New	Updated	No Chg	Total	No Record Was OK					
Student_Assessment_Record_(FA).html	1	3	0	4	1	2	1	4	8	2	5	7	1	1
Total counts:				5				4	9	2	5	7		

Records Included in File

- Valid-New

Submit Status	Preview Status	Fiscal Year	Reporting Period	District IRN	Building IRN	EMIS Student ID Number	State Student ID	Last Name	First Name	Middle Name	Assessment Type Code	Test Grade Level	Assessment Area Code	Test Date	Required Test Type	Gr Level at time of test	Type of Accommodation	Score Not Reported	Score
Valid	New	2026	A	000222	000222	[REDACTED]	[REDACTED]	Duck	Daffy	D	GE	**	MTH2	20251101	STR	09	**	*	705

- Invalid-New

Submit Status	Preview Status	Fiscal Year	Reporting Period	District IRN	Building IRN	EMIS Student ID Number	State Student ID	Last Name	First Name	Middle Name	Assessment Type Code	Test Grade Level	Assessment Area Code	Test Date	Required Test Type	Gr Level at time of test	Type of Accommodation	Score Not Reported	Score
Invalid	New	2026	A	000222	000222	[REDACTED]	[REDACTED]	Italiano	Mario	T	GE	**	BIOL	20251001	STR	10	**	F	681

- Invalid-No Change

Submit Status	Preview Status	Fiscal Year	Reporting Period	District IRN	Building IRN	EMIS Student ID Number	State Student ID	Last Name	First Name	Middle Name	Assessment Type Code	Test Grade Level	Assessment Area Code	Test Date	Required Test Type	Gr Level at time of test	Type of Accommodation	Score Not Reported	Score
Invalid	Unchanged	2026	A	000222	000222	[REDACTED]	[REDACTED]	Italiano	Mario	T	GE	**	ALG1	20251201	STR	05	**	*	003

Gone from DEW if Submitted

- No record matches previous submission (missing)

Submit Status	Preview Status	Fiscal Year	Reporting Period	District IRN	Building IRN	EMIS Student ID Number	State Student ID	Last Name	First Name	Middle Name	Assessment Type Code	Test Grade Level	Assessment Area Code	Test Date	Required Test Type	Gr Level at time of test	Type of Accommodation	Score Not Reported	Score
Pr Valid	Deleted	2026	A	000222	000222	[REDACTED]	[REDACTED]	Italiano	Mario	T	GE	**	BIOL	20251201	STR	08	**	*	701

- Record is now fatal or dependency error
 - Will be a subset of the invalid records- so a “duplicate” count
 - Record may not have changed from prior submission, if master record now has an issue (FS where GI now is fatal)

Submit Status	Preview Status	Fiscal Year	Reporting Period	District IRN	Building IRN	EMIS Student ID Number	State Student ID	Last Name	First Name	Middle Name	Assessment Type Code	Test Grade Level	Assessment Area Code	Test Date	Required Test Type	Gr Level at time of test	Type of Accommodation	Score Not Reported	Score
Invalid	Updated	2026	A	000222	000222	[REDACTED]	[REDACTED]	Duck	Daffy	D	GE	**	HIST	20251201	STR	09	**	Z	001
Pr Valid						[REDACTED]					GE	**	HIST	20251201				X	



Potential Errors in Compare

- A number of new error codes have been created for cases where there is a problem with completing the compare to the prior submission
- Most of these codes still allow a submission, but all records in the preview may show as new records
- More details when there is more time to cover- but most of these errors should be rare
- The one that will happen often is when we turn this on

Submission Hold Window

- For this to work, Data Collector must know what has been processed at DEW
- You will not be able to submit data between 5:05 and 6:00 pm each day- a safety window to make sure the compare submission matches what is processed at DEW
- If a submission is processed, any data prepared and compared against a previous submission will have to be re-prepared
- Multiple prepares and submits in a day will all be compared to the prior processed submission

Submission Not Possible

The submission window is closed between 5:05pm and 6:00pm.

Need to make changes?

If you are not satisfied with this data, click on the Collection Requests tab and cancel the collection (or use the Start/Stop Collection link below) to re-collect from the data source(s). You can then Prepare and Preview the collection again.

[Start/Stop Collection...](#)





**Department of
Education &
Workforce**

EDUCATION.OHIO.GOV