

OEDPN Presentation



June 2023

Scott Bryant
Office of Assessment




Current CRS Training Modules


TUTORIAL
CRS Training Modules

CRS Training Module One: The Basics 

CRS Training Module Two: ISRs and Student Data Files 

CRS Training Module Three: Viewing Results Within Categories 

CRS Training Module Four: Working With Item Level Data 

CRS Training Module Five: How to Analyze Basic Non-Summative Reports 

CRS Training Module Six: How to Use the Advanced Features of CRS to View Non-Summative Data 

CRS Training Module Seven: How to Handscore Unscored Items and Modify Machine Scores 

<https://oh-ost.portal.cambiumast.com/resources/online-systems-resources/centralized-reporting-system-resources/crs-training-modules>



New CRS Training

How to Use Your Test Data from the Summative Test (DTC) Video

How to Use Your Test Data from the Summative Test (Teacher) Video

<https://oh-ost.portal.cambiumast.com/resources/reporting-resources/how-to-use-your-test-data-from-the-osts-tutorial>



CRS Updates for 2023

New Item Level Reports with Spring 2023 data, externally delivered initially, roll into CRS later

Multiple Choice: Percentage of students choosing each option

Non-MC: Percentage of students who earned each score point

Writing items: Percentage of students in each non-scorable code

Spring 2023 Item Release slated for July 31

Non-Scorable Writing Codes

CRS

6	Above Proficient	6
0	Below Proficient	0
6	Above Proficient	6

Data File

DC	DD	DE
2	2	1
1	1	2
3	3	2
2	2	2
3	3	2
1	1	1
2	2	2
NO	NO	NO
1	1	1
2	2	2
1	1	1
2	1	2
2	2	2
2	2	2
NO	NO	NO

- BR = Blank Response
- ND = Not Enough Data
- NO = Not Enough Original Text
- RT = Repetitive Text
- FR = Foreign Language Response
- UR = Unreadable Response
- TR = Off Topic Response

CRS Demo Site for OEDPN/RDLs

Built out a Demo District within the operational CRS for users to “play around” in a low-stakes environment

Will continue to populate more and more data into this system

Please email scott.bryant@education.ohio.gov for access

Assessment Authoring System

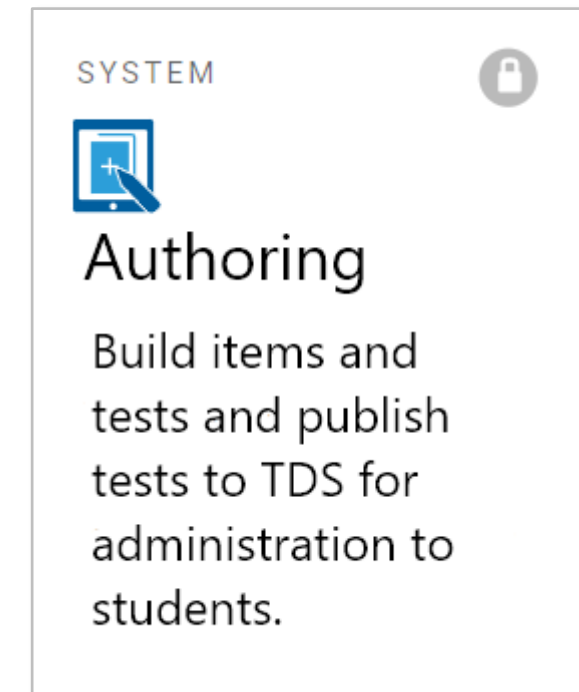
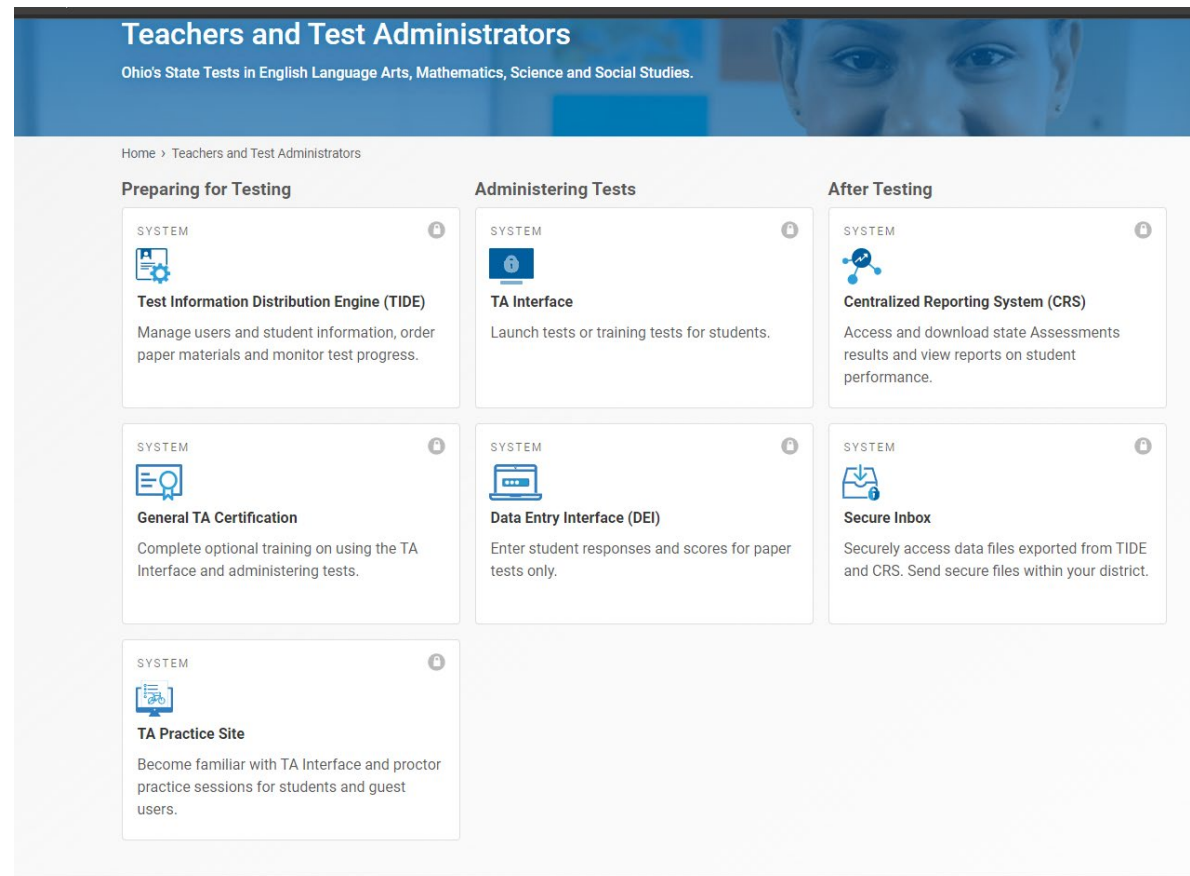
As part of ODE's new contract with Cambium, it included creation and rollout of a new assessment authoring system

Assessment Authoring will allow for teachers and districts to build tests from a bank of thousands of test items

Target date for rollout: August 2023

Assessment Authoring System

- The new system will be accessed from the same location as other CAI systems, e.g., TIDE, the TA interface, CRS. A new card will be added to the portal to access the new system.
- Once tests are built and published, the custom tests are administered and reported using the same systems as the summative assessments.



Assessment Authoring System

The screenshot displays the Ohio Authoring system interface. At the top left is the logo "Ohio | Authoring". On the right side of the top bar, there are links for "Secure Inbox (5)", "Help", and "Demo, User". Below this is a navigation bar with tabs for "Dashboard", "Items", "Tests", and "Standards". The main content area is divided into two columns. The left column, titled "Items", contains a button labeled "View Item Libraries" with a right-pointing arrow. Below this is a "Manage" section with two buttons: "My Labels" and "My Workgroups", both with right-pointing arrows. The right column, titled "Test Actions", contains three buttons: "Create New Test" (with a test icon), "Test Generator Wizard" (with a test icon and a lightning bolt), and "View Tests I Created". Below these are two more buttons: "Find Tests by Standard" and "View Tests by Standard", both with right-pointing arrows.

- In the system, you can view the items that are loaded in the system using the View Item Libraries button.
- You can use the Tests tab to create custom tests by searching for items to add, or use the test generator wizard to set some parameters to automatically generate a test. E.g., subject, grade, standards, number of items.



Assessment Authoring System

- All of the benchmark and checkpoint tests are pre-loaded in the assessment authoring system, so you can view the items before administering them to your students. You can also add or remove items to them.

Test Filters

Date Range

Text Search

Libraries

- Tests I Created
- Tests Shared With Me
- 2022 Released Items
- 2021 Released Items
- Readiness Assessments
- AASCD 2022 Released Items

Subject

- English Language Arts
- Mathematics
- Science
- Social Studies

Grades

- Grade 3
- Grade 4
- Grade 5
- Grade 6
- Grade 7
- Grade 8
- Grade 9
- Grade 10
- Grade 11
- Grade 12

<input type="checkbox"/>	...	<input type="checkbox"/>	Grade 8 Mathematics : The Number System Checkpoint 2
<input type="checkbox"/>	...	<input type="checkbox"/>	Grade 8 Mathematics : The Number System Checkpoint 1
<input type="checkbox"/>	...	<input type="checkbox"/>	Grade 8 Mathematics : Geometry Checkpoint 2
<input type="checkbox"/>	...	<input type="checkbox"/>	Grade 8 Mathematics : Geometry Checkpoint 1
<input type="checkbox"/>	...	<input type="checkbox"/>	Grade 8 Mathematics : Functions Checkpoint 2
<input type="checkbox"/>	...	<input type="checkbox"/>	Grade 8 Mathematics : Functions Checkpoint 1
<input type="checkbox"/>	...	<input type="checkbox"/>	Grade 8 Mathematics : Equations and Expressions Checkpoint 2
<input type="checkbox"/>	...	<input type="checkbox"/>	Grade 8 Mathematics : Equations and Expressions Checkpoint 1
<input type="checkbox"/>	...	<input type="checkbox"/>	G8 Mathematics Benchmark Test Part 2
<input type="checkbox"/>	...	<input type="checkbox"/>	G8 Mathematics Benchmark Test Part 1
<input type="checkbox"/>	...	<input type="checkbox"/>	G8 Mathematics Spr22 Released Items
<input type="checkbox"/>	...	<input type="checkbox"/>	G8 Mathematics Spr21 Released Items



Assessment Authoring System

The screenshot displays the Assessment Authoring System interface. On the left is a sidebar titled "Item Filters" with various filter categories: Date Range, Text Search, Libraries (Ohio Item Library selected), Item Types, Subject (Mathematics selected), Grades, Standard, Status, Favorites, Labels, Item Set Associations, DOK Level, and On Readiness Assessments?. At the bottom of the sidebar are "Clear Filters" and "Apply Filters" buttons. The main content area shows a table of assessment items with columns: Item Type, Grade, Subject, Standard(s), Created by, and Date. The table is filtered by Libraries and Subject, and sorted by Date. The table contains 11 rows of data, including Item Sets and Multiple Choice/Select items. At the bottom of the table, there is a pagination control showing "Rows per page: 1" and "1157 Results" of 116 items.

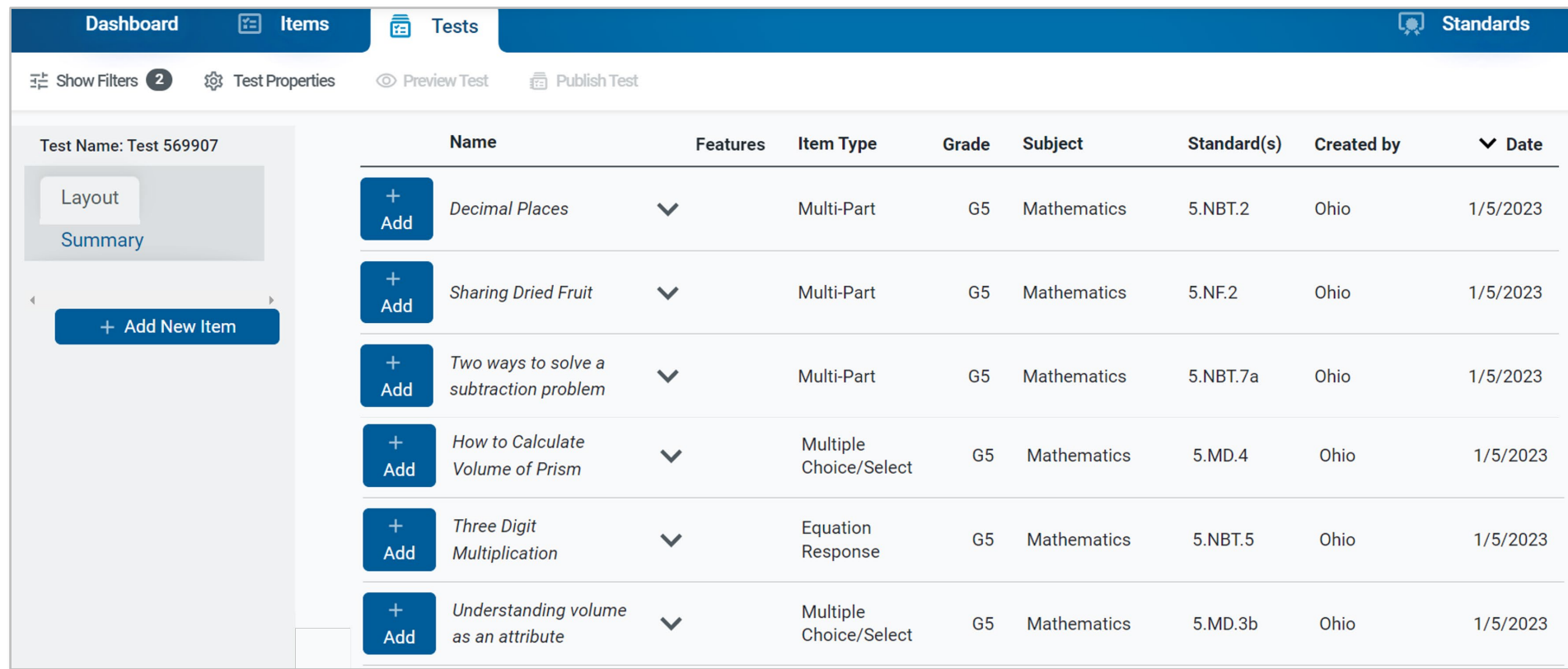
Item Type	Grade	Subject	Standard(s)	Created by	Date
Item Set	G11	Mathematics	G.SRT.2 G.SRT.2	Ohio	4/18/2023
Item Set	G11	Mathematics	G.CO.8 G.CO.8	Ohio	4/18/2023
Item Set	G11	Mathematics	G.CO.9 G.CO.9	Ohio	4/18/2023
Item Set	G11	Mathematics	G.SRT.4 G.SRT.4	Ohio	4/18/2023
Item Set	G11	Mathematics	S.ID.3 S.ID.3	Ohio	4/18/2023
Item Set	G11	Mathematics	S.ID.7 S.ID.7	Ohio	4/18/2023
Item Set	G11	Mathematics	G.CO.9 G.CO.9	Ohio	4/18/2023
Grid	G4	Mathematics	4.NF.1	Ohio	1/5/2023
Multiple Choice/Select	G8	Mathematics	8.SP.4	Ohio	1/5/2023
Multiple Choice/Select	G8	Mathematics	8.F.3	Ohio	1/5/2023

- The item libraries tab allows you to use various filters to find items you may want to use on a test.
- From this tab, you can favorite items, or create custom labels to help identify them when you are creating a test.

Copyright © 2023 Cambium Assessment, Inc. All rights reserved.



Assessment Authoring System



The screenshot displays the 'Tests' tab in the Assessment Authoring System. The interface includes a navigation bar with 'Dashboard', 'Items', 'Tests', and 'Standards'. Below the navigation bar, there are options for 'Show Filters', 'Test Properties', 'Preview Test', and 'Publish Test'. The main content area shows a table of items for a test named 'Test 569907'. The table has columns for Name, Features, Item Type, Grade, Subject, Standard(s), Created by, and Date. Each row includes a '+ Add' button. The items listed are:

Name	Features	Item Type	Grade	Subject	Standard(s)	Created by	Date
+ Add Decimal Places	▼	Multi-Part	G5	Mathematics	5.NBT.2	Ohio	1/5/2023
+ Add Sharing Dried Fruit	▼	Multi-Part	G5	Mathematics	5.NF.2	Ohio	1/5/2023
+ Add Two ways to solve a subtraction problem	▼	Multi-Part	G5	Mathematics	5.NBT.7a	Ohio	1/5/2023
+ Add How to Calculate Volume of Prism	▼	Multiple Choice/Select	G5	Mathematics	5.MD.4	Ohio	1/5/2023
+ Add Three Digit Multiplication	▼	Equation Response	G5	Mathematics	5.NBT.5	Ohio	1/5/2023
+ Add Understanding volume as an attribute	▼	Multiple Choice/Select	G5	Mathematics	5.MD.3b	Ohio	1/5/2023

- From the tests tab, after clicking on Create New Test, the same search filters appear to find items to add to a test.
- Add as many items as you want to the test, then click Publish Test to make this new test available to assign to students in the TA interface.



Assessment Authoring System

- Use the test generator wizard by first setting basic settings: test name, grade, subject.
- Then select the content standards for the test. You can align to a reporting category or individual standards.
- In the example in the screenshot, I have selected grade 3 math, geometry reporting category. There are 30 items available to add to a 10-item test

Test Generator Wizard
Follow the steps on this page to quickly create a test based on the standards you want it to assess.

Watch Tutorial | My Templates ▲

Get Started ✓
Basic Settings

Select Standards ✓
Align to one or more

Item Distribution 3
Item count per standard

Optional Settings 4
Test properties and tools

Item Distribution

Selected Standard	Available	# to Add to Test
Geometry	30	10

Previous Step | **Generate Test** | Optional Test Properties

Selected Options

Test Name: Sample grade 3 Math
Grades: G3
Subject: Mathematics

Selected Standards:

G 30 Items Available ✕

Select how many items the test should include for each standard. Then click **Optional Test Properties** to select additional settings, or click **Generate Test** to create the test.

Item Distribution (Max 35 items):
G 10 / 10



Assessment Authoring System

- Teachers will also have the ability to collaborate in creating and sharing assessments for use
- District-level users will also be able to create tests and share these tests with their teachers

Test Sharing

Sharing Destination

Share in Authoring
Allow other users to see, edit, or publish this test

Share to TDS
Allow other users to administer this test

Find Recipients

Sharing Group

Search for Recipients

Search Results

NAME	EMAIL	ADD
------	-------	-----

Test Information

Sample Gr 5 Math Test · Items
Mathematics · G5

Selected Recipients

NAME	EMAIL	VIEW	EDIT	PUB
------	-------	------	------	-----

Cancel Save



Assessment Authoring System

- Once a test is published, it will be available for the test administrator to choose in the Test Administrator Interface.

Operational Test Selection

Filter by: Add Filter

4 Test(s) Selected Clear All

SAMPLE TEST CATEGORY

Choose which tests to add to your session, then start it.

Science

Grade 5

Grade 8

Biology

Social Studies

Back Start Operational Session

- Depending on the user role, test windows can also be established for tests

Set Test Window

Testing Date Range

05/31/2023 to 07/31/2023

Cancel Set Test Window

Assessment Authoring System

Dashboard Generator > Dashboard Enter Student ID

Performance Distribution, By Test Group: DEMO Teacher, 2022-2023
Filtered By **Test Reasons:** All Test Reasons | **Sorted By:** Date Last Taken

Subject	Grades Tested	Tests Taken	Date Last Taken
Teacher-Authoring ELA	3, 4, 5, 6, 7, 8, 10, 11, 12, 9	8	08/17/2022
Teacher-Authoring Mathematics	3, 4, 5, 6, 7, 8, 10, 11, 12, 9	10	08/04/2022
Teacher-Authoring Social Studies	10, 11, 12, 9	2	08/04/2022
Teacher-Authoring Science	5, 8, 10, 11, 12, 9	4	08/04/2022

Data cannot be aggregated together for this group of tests

Features & Tools

- Reporting Options**
 - Change Reporting Time Period
- Download & Print**
 - Download Student Results
 - Print
- Test Options**
 - Manage Test Reasons
 - Set Student Setting on Item View
- Roster Settings**
 - Add Roster
 - View/Edit Roster
 - Upload Roster

Test scores will be reported into the Centralized Reporting System as with all other state tests

Assessment Authoring System

Select Role > Dashboard Generator > Dashboard > Performance on Tests Enter Student ID

My Assessments

Average Score and Performance Distribution, by Assessment: All Rosters, 2022-2023

Filtered By **Rosters:** All Roster | **Test Reasons:** All Test Reasons

Assessment Name	Test Group	Test Grade	Test Reason	Student Count	Average Score	Date Last Taken
GR 3 ELA Sample Test 2	Teacher-Authored	3	Winter	20	70%	12/20/2022
GR 3 ELA Sample Test 1	Teacher-Authored	3	Fall	19	68%	09/22/2022
GR 3 Math Sample Test 1	Teacher-Authored	1	Fall	19	50%	09/14/2022

My Students

Most Recent Assessment of All Rosters: 2022-2023

Filtered By **Rosters:** All Roster | **Test Reasons:** All Test Reasons

Student Name	Student ID	Most Recent Assessment	Date Taken
Student, Demo 1	9999990080	GR 3 ELA Sample Test 2	12/20/2022
Student, Demo 2	9999990054	GR 3 ELA Sample Test 2	12/20/2022

Score Description

Average Percent Correct

Items: of 1

0% 100%

Average Percent Correct (0% - 100%)

This test score is calculated by dividing the student score by the maximum number of points for this test (2 points)



Assessment Authoring System

Dashboard > Performance on Tests > My Students' Performance on Test Enter Student ID

Filters: Performance by Roster **Performance by Student** Breakdown By Download Student Results Print

Standards: Score, Performance and Points Earned on Demo Field Authored Test (Fall) of All Rosters, by Student and Reporting Category: , 2020-2021
 Filtered By Rosters: All Roster Test Reasons: Fall Standards Keys

Student	SSID	Total	Total		5 Items on which Students Performed the Best	5 Items on which Students Performed the Worst	Total Items	Total Items								
			Percent Correct	Score				Item Numbers, Max Points and Points Earned								
								1	2	3	4	5	6	7	8	9
								1 pt	1 pt	1 pt	1 pt	1 pt	1 pt	1 pt	1 pt	1 pt
State			n/a	n/a				n/a	n/a	n/a	n/a	n/a	n/a	n/a	n/a	n/a
District			58%	7/12				1	1	1	1	0	1	0	0	1
School			58%	7/12				1	1	1	1	0	1	0	0	1
My Students			58%	7/12				1	1	1	1	0	1	0	0	1
Demo_Student	500100200		58%	7/12				1	1	1	1	0	1	0	0	1

Scores on items marked with can be reviewed.

Rows per page: 1 Items: of 1





@OHEducation

Scott.Bryant@education.ohio.gov

614-728-7121

