



**Department of  
Education &  
Workforce**

# DEEP DIVE INTO OHIO'S SCHOOL REPORT CARDS

**College, Career, Workforce, and Military  
Readiness**

**JESSICA LAURIC**

Office of Accountability  
Department of Education & Workforce

Regional Data Lead

April 19, 2024



# COLLEGE, CAREER, WORKFORCE, AND MILITARY READINESS COMPONENT SUMMARY

Name

- Prior Name Prepared for Success

Measures

- Expanded list – now 11 Measures
- Equal in the calculation

Transition

- Currently NOT rated
- Expected to be rated on 2025 Report Card

# HOW CAN A STUDENT SHOW READINESS?

Remediation Free  
Scores SAT/ACT

Honors Diploma

Advanced Placement  
and International  
Baccalaureate Credits

12 or more college  
credits

12 or more Industry  
Credential Points in a  
single career field or a  
State Recognized  
License

Completion of a Pre-  
Apprenticeship

Acceptance into an  
Apprenticeship  
program post High  
School

Completion of  
Apprenticeship  
Program

Achieved Proficiency  
on 3 or more Technical  
Assessments in a single  
path

Ohio Means Jobs  
Readiness Seal AND  
250 Hours  
Internship/Work Based  
Learning

Enlistment in the  
Military

# TEST YOUR KNOWLEDGE: COLLEGE, CAREER, WORKFORCE, AND MILITARY READINESS COMPONENT

**True** or **False**

The data utilized for the 2024 Report card will use the Class of 2023 graduating Cohort data.

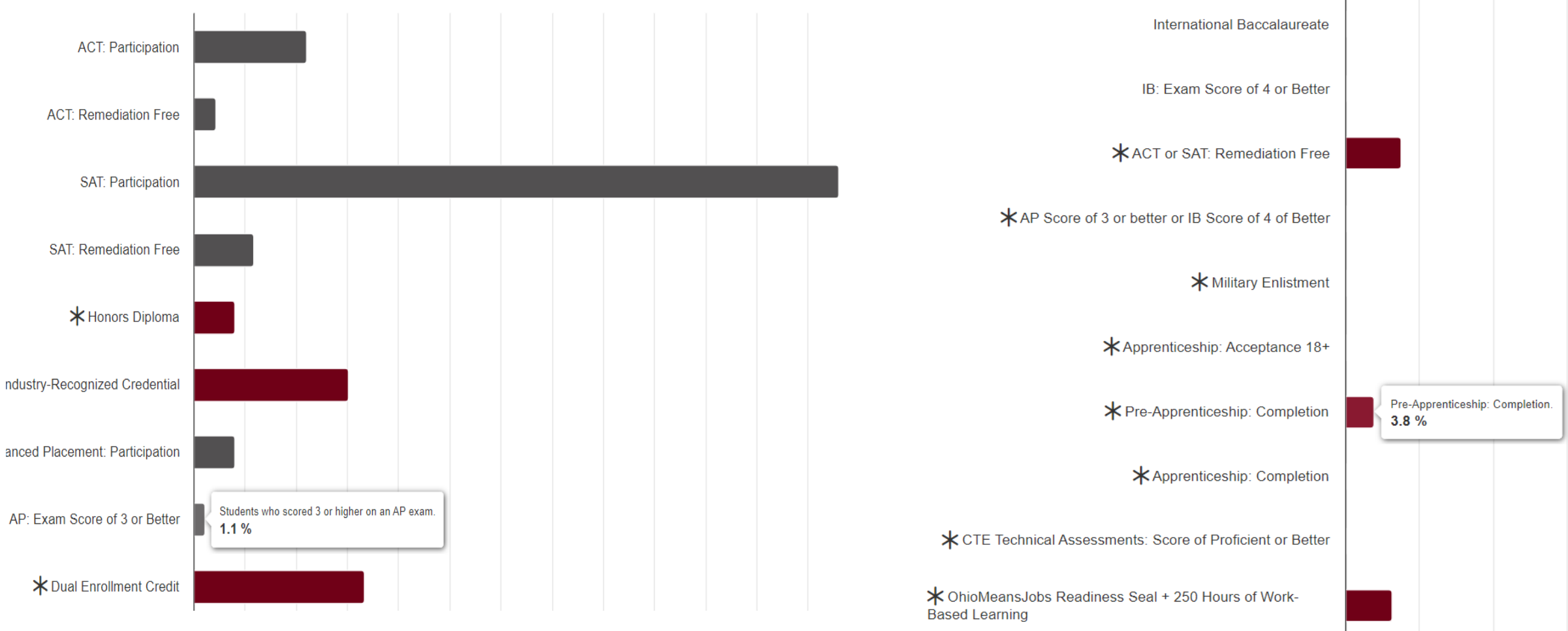
# COLLEGE, CAREER, WORKFORCE, AND MILITARY READINESS CURRENT STATUS

Measure	Status on 2024 Report Card	Business Rule Status
Received an ACT Remediation Free score <b>OR</b> Received an SAT Remediation Free score	Final	Final
Received an Honors Diploma	Final	Final
Any combination of 3 or more Advanced Placement <b>OR</b> International Baccalaureate tests with qualifying scores	Final	Final
Earned at least 12 credential points in a single career field <b>OR</b> Holds a State recognized license	Final	Final
Earned twelve or more College Credits	<del>Incomplete</del> Final	<del>Pending</del> Final
Enlisted in the Military	<del>Incomplete</del> Final	Final
Has been accepted into an apprenticeship program Post high school	<del>Incomplete</del> Final	Final
Completed a Pre-Apprenticeship	Final	Final
Completed an Apprenticeship	<del>Incomplete</del> Final	Final
Achieved proficiency on three or more technical assessments in a single path	<del>Incomplete</del> Final	<del>Pending</del> Final
Obtained an Ohio Means Jobs Readiness Seal <b>And</b> has 250 hours of internship / Work based learning	<del>Incomplete</del> Final	Final

Final



# HOW DO I SEE WHAT MEASURES ARE INCLUDED IN THE RATING ON THE REPORT CARD PAGE?



The measures that are included in the College, Career Workforce and Military Readiness Component Percentage are indicated with a ■ bar and an asterisk. All other measures are reported for informational purposes only.



# COLLEGE, CAREER, WORKFORCE, AND MILITARY READINESS CALCULATION

Count of students demonstrating readiness on at least one measure

Count of students in the four-year graduation cohort

=

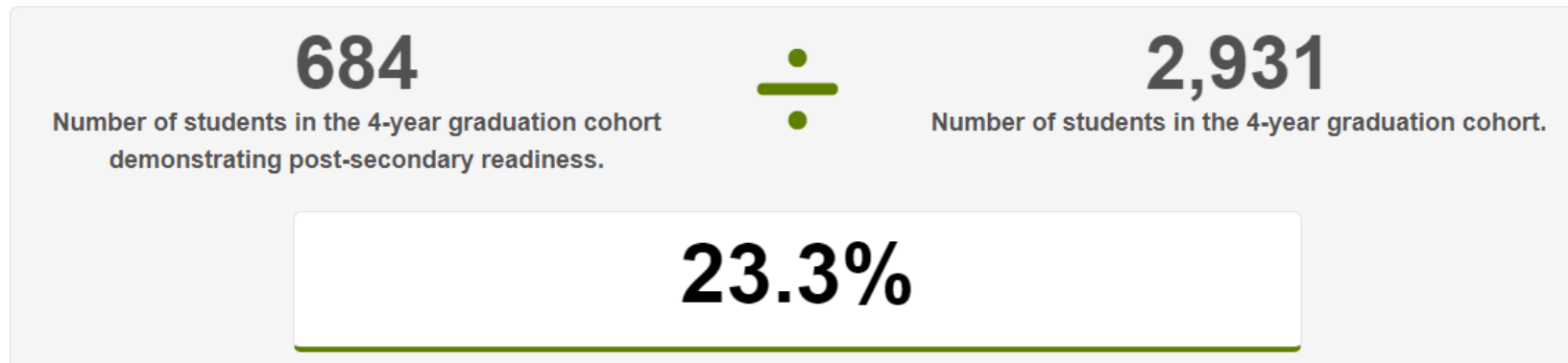
% College, Career, Workforce, and Military Readiness Component



# COLLEGE, CAREER, WORKFORCE, AND MILITARY READINESS 2023 REPORT CARD VIEW

## College, Career, Workforce and Military Readiness


Districts and schools have long-term impacts on student outcomes. The College, Career, Workforce and Military Readiness Component provides information on how schools and districts prepare students for different pathways of college and career success. These data are based on the 2022 4-year graduation cohort.



# HOW ARE STUDENTS PLACED IN A COHORT?

Based on first year reported in any public-school Grade 9 or higher using one of the following:

- State Equivalent Grade Level
- Fiscal Year that Student Began Ninth Grade



Based on Federal requirements Friday of the First full week in October

- If enrolled after **assignment** is completed, will be assigned the following school year

# INCLUDED IN DENOMINATOR

## 2023 Cohort

- First time ninth graders in FY2020
- Fiscal Year that Student Began Ninth Grade Element=2020

## High School Dropouts

- WITHDRAWAL REASON = Withdrew Due to Truancy/Nonattendance, Pursued Employment/Work Permit, Over 18 Years of Age, Moved, Student Completed Course Requirements but did NOT pas the assessments required to graduate, Non-Attendance According to the 72 Hour Rule, Withdrew due to ORC 3314.26 (non-tested), Withdrew due to non-attendance at internet-based community schools, and no longer eligible to be enrolled in District

## Non-graduates

- WITHDRAWAL REASON = Not Applicable

## Transfer In

- Enrolled in District during HS

## Reinstated Transfer

- WITHDRAWAL REASON = Transferred to Another Ohio School District however, no admission in an Ohio school reported

# REMOVED FROM DENOMINATOR

## Students Reported in Error

- WITHDRAWAL REASON = Never should have been reported

## Transfer Out

- WITHDRAWAL REASON = Transferred to another school outside of Ohio, another Ohio school, home education, by court order or adjudication, or out of the United States

## Students who are deceased

- WITHDRAWAL REASON = Death

# REMEDICATION FREE SCORES

## ACT/SAT



Students demonstrate readiness on this measure by earning a remediation-free score or higher on the ACT or SAT



Remediation-free scores are set for each section of the ACT or SAT by the Ohio Department of Higher Education.

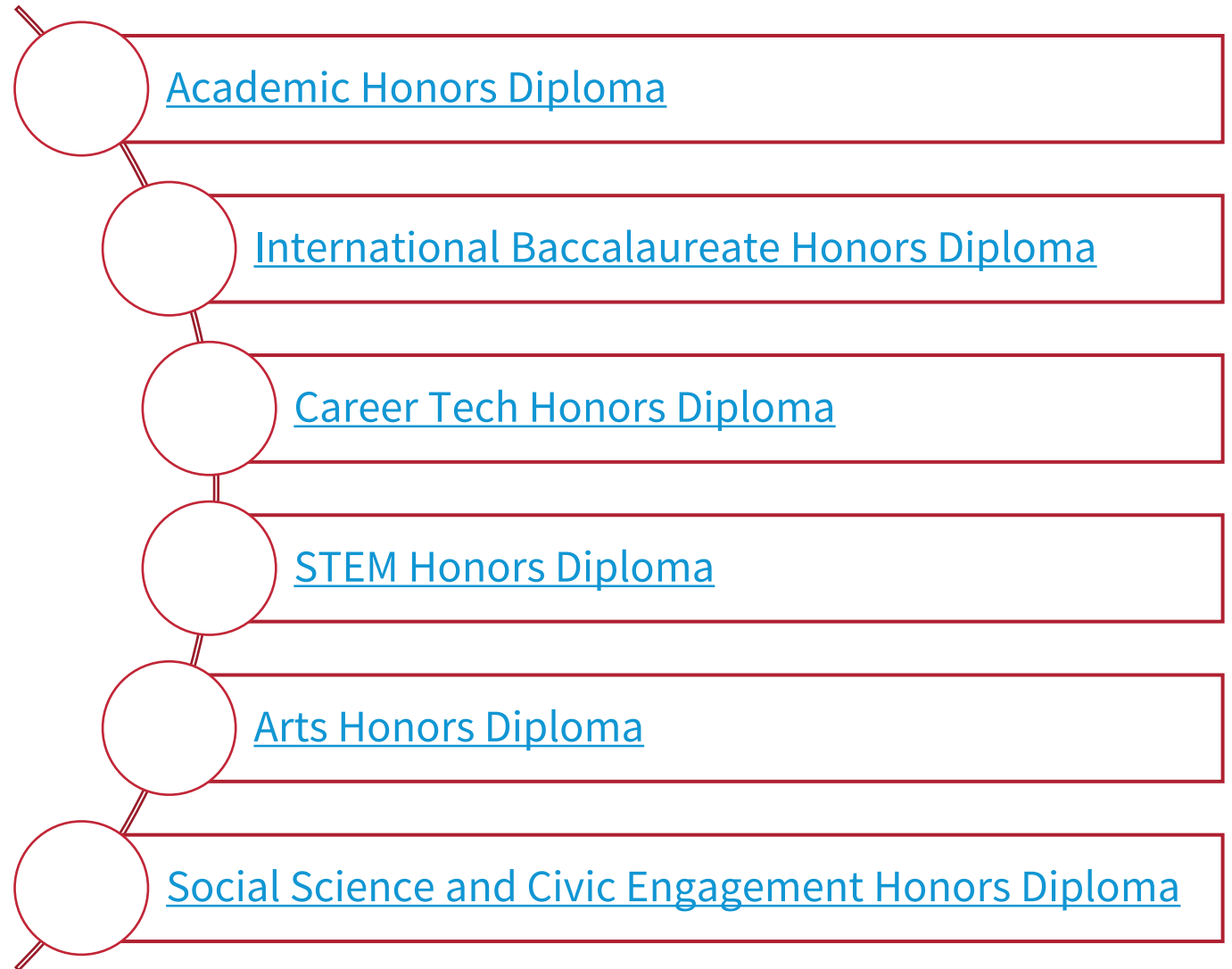
ACT Remediation Free Score	
English	18
Reading	22
Mathematics	22

SAT Remediation Free Score	
English	480
Reading	480
Mathematics	530

\*\*Students are counted as meeting an ACT or SAT remediation free score if each individual section score is met at least once across multiple test attempts on the respective tests.

# HONORS DIPLOMA

- Students demonstrate readiness on this measure by earning one of the six honors diploma options and meeting all associated diploma requirements




# AP AND IB CREDITS


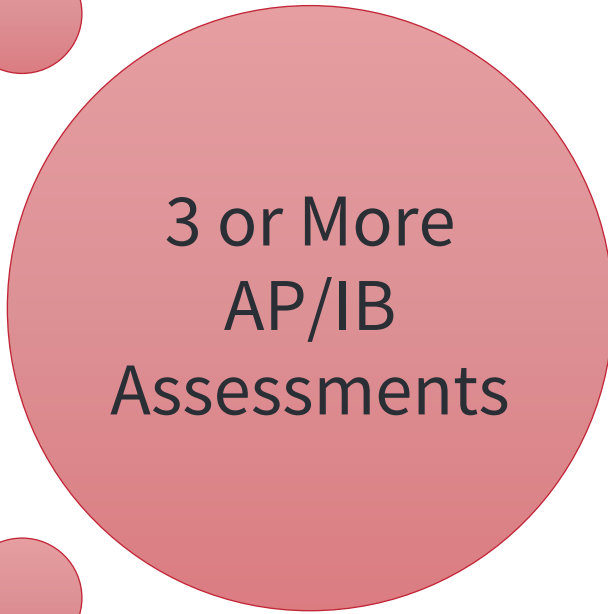
Take Courses



Take Assessments

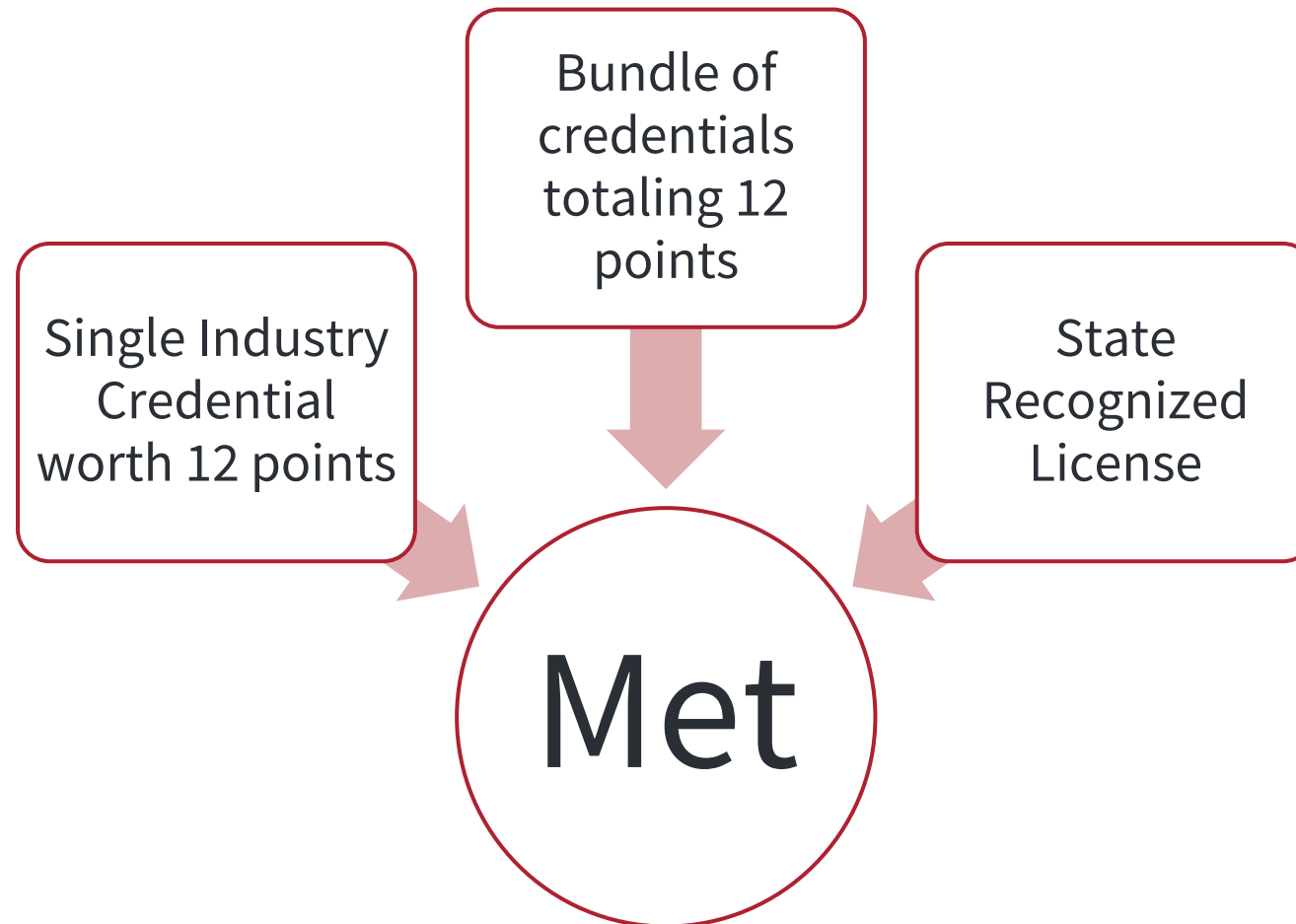


Score  $\geq 3$  AP Assessment  
Score  $\geq 4$  IB Assessment



# 12 OR MORE INDUSTRY CREDENTIAL POINTS IN A SINGLE CAREER FIELD OR A STATE RECOGNIZED LICENSE

- The process of earning an [industry-recognized credential](#) allows students to experience education through work, about work and for work.





# CAREER FIELDS AND CREDENTIAL LISTS



Agriculture and  
Environmental  
Systems



Arts and  
Communication



Business and  
Administrative  
Services



Construction  
Technologies



Education  
and Training



Engineering  
and Science  
Technologies



Finance



Health Science



Hospitality  
and Tourism



Human Services



Information  
Technology



Law and  
Public Safety



Manufacturing



Marketing



Transportation  
Systems

# 12 OR MORE COLLEGE CREDITS



[College Credit Plus](#)



[Early College High School program](#)



State-Approved career technical courses offered through dual enrollment or statewide [Articulation](#)



# ENLISTMENT IN THE MILITARY

Take and achieve  
the required  
ASVAB score

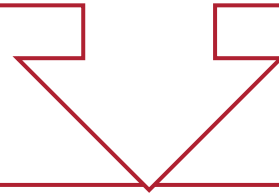
Take oath of  
enlistment into  
the Delayed  
Training Program

Sign Department  
Defense Form  
Enlistment(DD  
Form 4) contract



# COMPLETION OF A PRE-APPRENTICESHIP

The Pre-Apprenticeship program teaches basic technical and job-readiness skills for a designated apprentice occupation or sector to prepare students for a formal Registered Apprenticeship training program.



Must be ApprenticeOhio-recognized pre-apprenticeship program

# ACCEPTANCE INTO AN APPRENTICESHIP PROGRAM POST HIGH SCHOOL



Apprenticeships offer the chance to gain skills that will lead to a higher salary and great job opportunities. Apprenticeships are available in a variety of occupations, including health care, internet technology, advanced manufacturing, and construction.



Once completed they receive a certificate that is recognized nationally. The completed program must be registered with ApprenticesOhio.

# COMPLETION OF AN APPRENTICESHIP



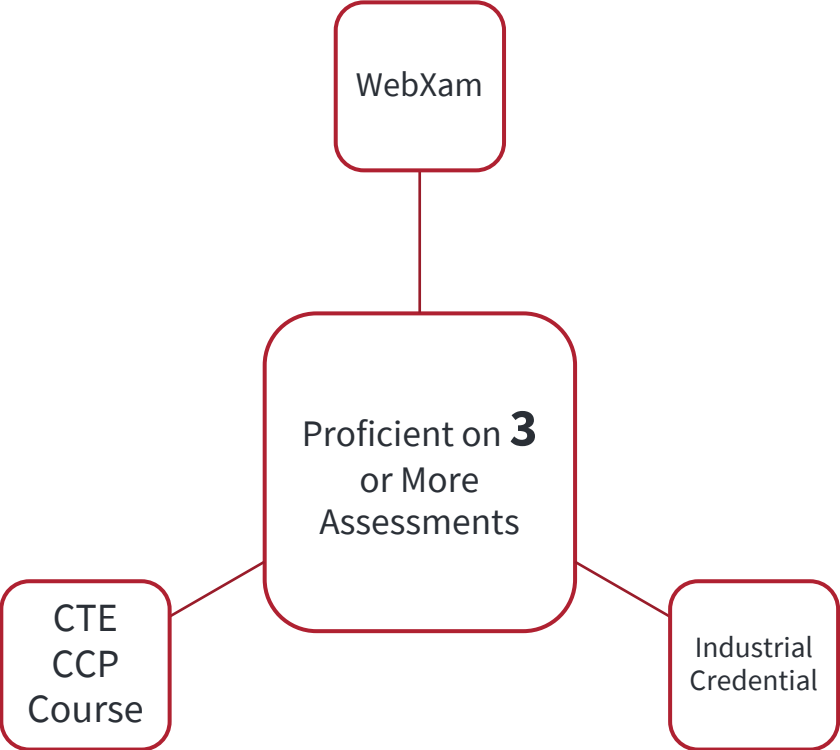
THIS MEASURE INCLUDES STUDENTS WHO ARE 16 OR OLDER WHO COMPLETED THEIR APPRENTICESHIP PROGRAM BY MEETING THE MINIMUM ANNUAL 2,000 HOURS OF ON-THE-JOB TRAINING AND 144 HOURS OF CLASSROOM INSTRUCTION



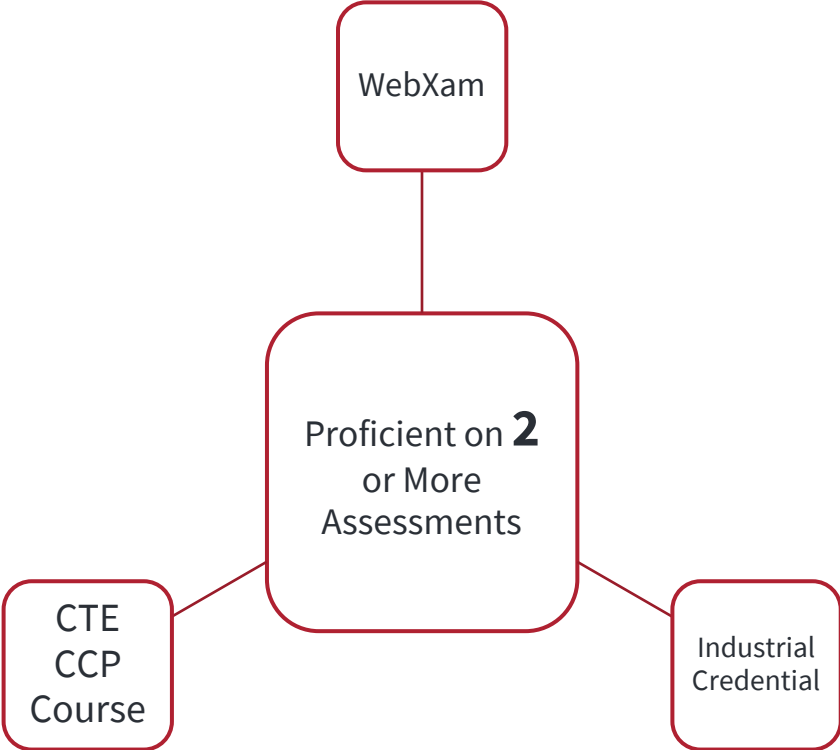
THEY WILL HAVE RECEIVED A CERTIFICATE OF COMPLETION THAT IS RECOGNIZED NATIONALLY. THE COMPLETED PROGRAM MUST BE REGISTERED WITH APPRENTICEOHIO

# ACHIEVED PROFICIENCY ON THREE OR MORE TECHNICAL ASSESSMENTS IN A SINGLE PATH

## CCWMR COMPONENT



## CTPD TECHNICAL SKILL ATTAINMENT



# OHIO MEANS JOBS READINESS SEAL AND HAS 250 HOURS INTERNSHIP/WORK-BASED LEARNING



Ohio | Department of Education

## Earning the OhioMeansJobs-Readiness Seal A Guide for Educators, Students and Families

### The OhioMeansJobs-Readiness Seal

The 21<sup>st</sup> century workplace constantly is evolving. To ensure success in their careers, students must be prepared to engage in this rapidly changing environment. Ohio businesses are seeking talented workers who have solid academic skills such as reading, writing and mathematics, as well as the professional skills required for success in the workplace. Among these professional skills are being reliable, drug free, disciplined and able to solve problems.

Ohio's education system must support students in acquiring the professional skills that Ohioans need to be job-ready. When schools prepare students for the 21<sup>st</sup> century workplace, they also build the talented workforce that Ohio businesses need.



---

Established under [section 3313.6112](#) and are reported with at least 250 hours of work-based learning experience

---

Students work with at least three experienced and trusted mentors who validate the demonstration of these skills in school, work, or the community.

---

Review the [Guide for Earning the OhioMeansJobs-Readiness Seal](#)



# EXAMPLE CALCULATION

- Three students met at least one of the readiness measures
- Readiness percentage is calculated as
  - $3 / 4 = 75\%$

Measure	Met?	Student 1	Student 2	Student 3	Student 4
Received an ACT Remediation Free score <b>OR</b> Received an SAT Remediation Free score	Yes or No	Yes	No	No	No
Received an Honors Diploma	Yes or No	No	No	No	No
Any combination of 3 or more Advanced Placement <b>OR</b> International Baccalaureate tests with qualifying scores	Yes or No	Yes	No	No	Yes
Earned at least 12 credential points in a single career field <b>OR</b> Holds a State recognized license	Yes or No	No	Yes	No	No
Earned twelve or more College Career Plus Credits	Yes or No	No	No	No	No
Enlisted in the Military	Yes or No	No	No	No	No
Has been accepted into an apprenticeship program Post high school	Yes or No	No	No	No	No
Completed a Pre-Apprenticeship	Yes or No	No	No	No	No
Completed an Apprenticeship	Yes or No	No	Yes	No	No
Achieved proficiency on three or more technical assessments in a single path	Yes or No	No	No	No	No
Obtained an Ohio Means Jobs Readiness Seal <b>And</b> has 250 hours of internship / Work based learning	Yes or No	No	No	No	No
<b>Count Student in the Numerator? (one or more measure met)</b>					
		Yes	Yes	No	Yes

# REPORT ONLY MEASURES

## ACT Participation

- Percentage of the 4-year graduation cohort students that sat for the ACT test. A student must be reported with a valid score in all sections of the ACT listed above to be counted as a participant and thus included in the numerator

## SAT Participation

- Percentage of students that took the SAT test. A student must be reported with a valid score in all sections of either version of the SAT listed above to be included in the numerator

## AP/IB Participation

- Percentage of students that took Advanced Placement or International Baccalaureate assessments. AP or IB tests taken no later than October 31 of the cohort graduation year are included

# ADDITIONAL

- Post-Secondary Education
- Apprenticeship or Other Job Training
- Gainful Employment
- Military Enlistment
- College Enrollment and Graduation
- Federal Student Aid

## Post-Secondary Readiness

## Additional Data

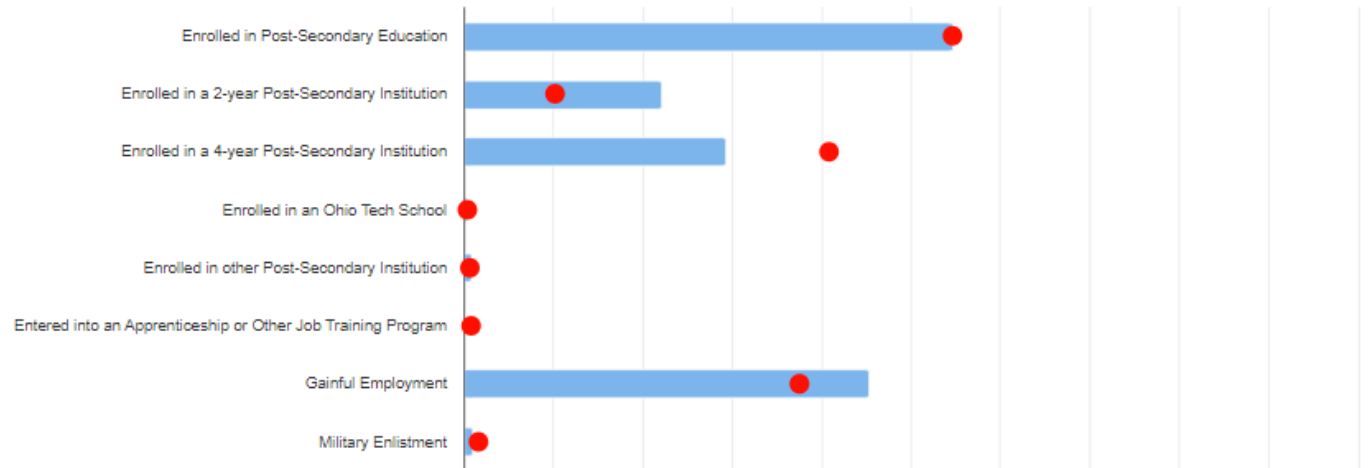
### College Enrollment and Graduation

Data from the [National Student Clearinghouse Research Center](#) is used to calculate the percentage of students enrolling in college within 2 years and graduating from college within 6 years. In order to allow sufficient follow-up time, enrollment in college rates are for the Class of 2020 and graduation from college rates are for the class of 2016.



### Post-High School Pathways

Data from the [Exiting Student Follow-Up Collection](#) provides additional information on the various paths students take after leaving high school. These data are based on all students who graduated in 2022.

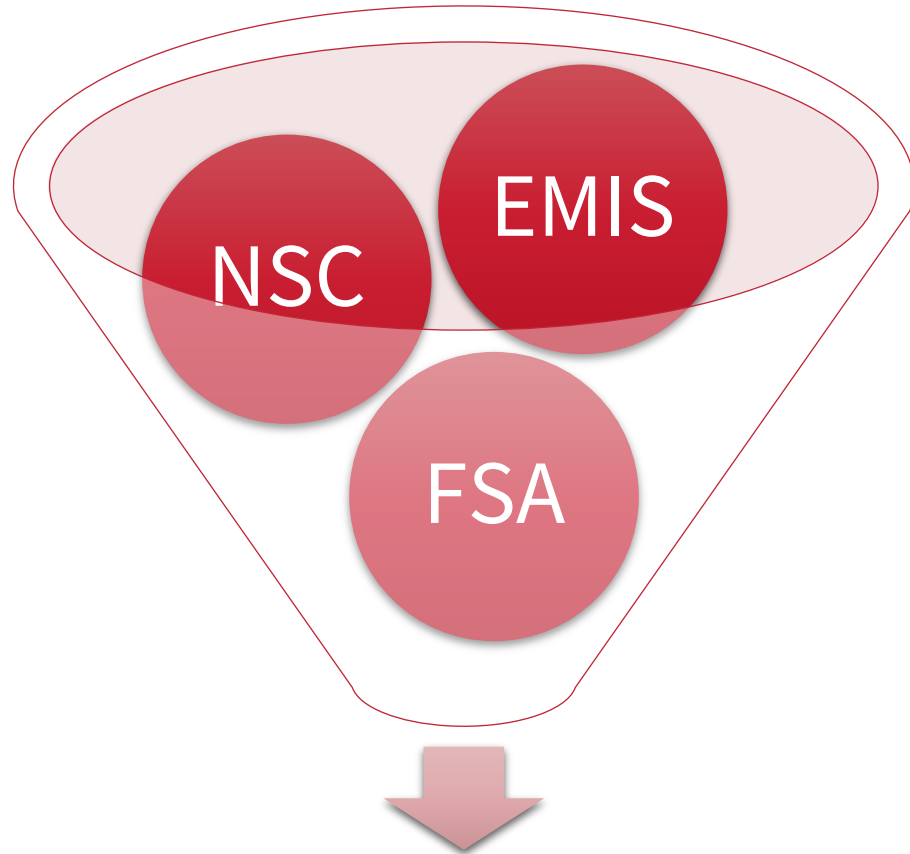


### Federal Student Aid

The [Federal Student Aid Office](#) publishes the number of students completing the Free Application for Federal Student Aid (FAFSA).

Number of High School Seniors	Not Reported
Percentage of High School Seniors	40-44%

# WHERE IS THIS DATA COMING FROM?



- EMIS Records Utilized
  - 2.8 Student Assessment (FA)
  - 2.6 Student Attributes - No Date (FN)
  - 2.15 Student Graduation – Core Summary (GC)
  - 2.9 Student Program (GQ)
  - 2.23 Exiting Student Follow-Up (FW)
- National Student Clearinghouse
- Federal Student Aid

# CONTACT

Please contact the Office of Accountability with additional questions: [accountability@education.ohio.gov](mailto:accountability@education.ohio.gov)



**THE HEART  
OF IT ALL™**

**Ohio.org**

OHIO.ORG