

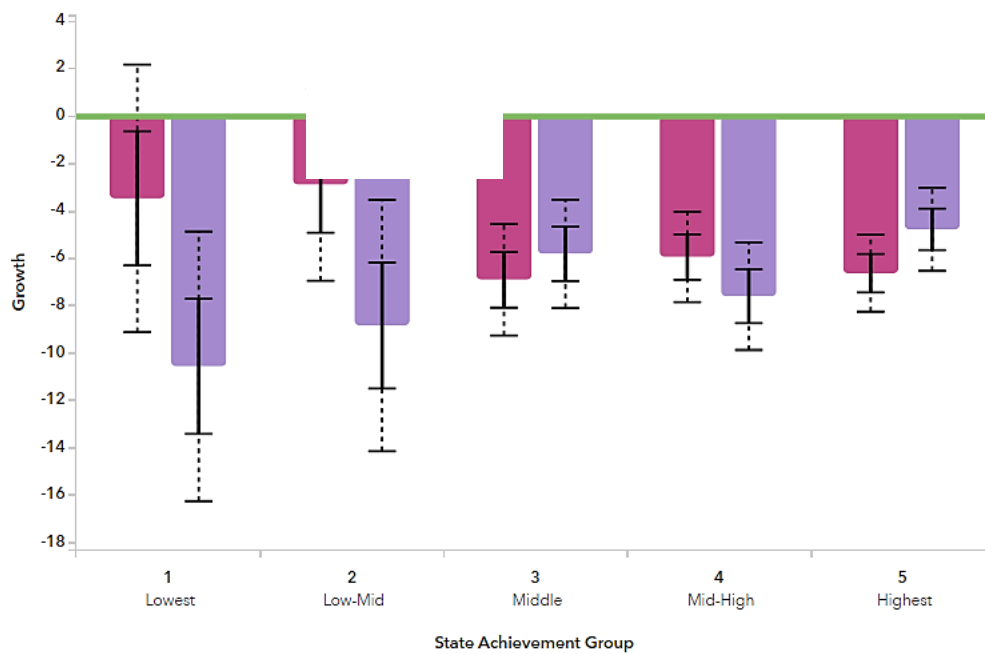
Report: School Value-Added
School: LAB Middle School
District: Alright Public Schools

Test: Ohio's State Tests (3-8)
Subject: Mathematics
Type: Accountable

Subject	← Grade	← Year	Effectiveness Level	Growth Index	Growth Measure	Standard Error	Achievement <i>Enter → Exit</i>	Entering Achievement Percentile	Student Count
OST Mathematics - Accountable	6	2110	▼ Yellow	-4.78	-4.2	0.9	44.4 → 40.2	40	284
		2111	▼ Yellow	-3.40	-2.5	0.7	44.8 → 42.2	40	285
		2112	▼ Yellow	-4.36	-2.4	0.6	47.6 → 45.1	45	270
	7	2110	✓ Green	-1.93	-1.6	0.8	44.7 → 43.0	40	197
		2111	✓ Green	-1.41	-1.2	0.8	42.6 → 41.5	36	227
		2112	✓ Green	-0.65	-0.6	0.9	44.5 → 43.9	40	212
	8	2110	▲ Light Blue	3.33	3.0	0.9	40.1 → 43.1	32	235
		2111	▲ Light Blue	4.13	4.3	1.1	41.4 → 45.8	34	249
		2112	▲ Light Blue	4.92	4.8	1.0	46.8 → 51.7	37	232
OST EOC Algebra I - Accountable	N/A	2110	▲ Light Blue	2.35	5.0	2.1	721.9 → 727.4	76	42
		2111	▲ Light Blue	2.01	5.3	2.7	730.4 → 736.6	72	30
		2112	▲ Light Blue	2.37	6.3	2.6	730.4 → 737.6	72	36

Report: School Diagnostic
School: LAB Middle School
District: Alright Public Schools
Year: Last Year - 2112

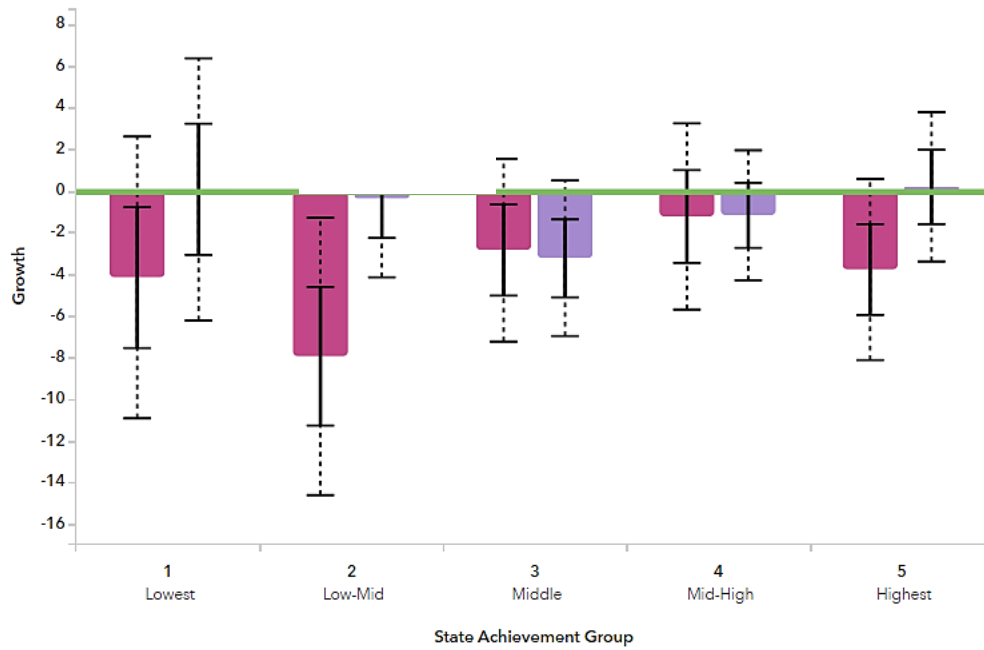
Test: Ohio's State Tests (3-8)
Subject: Mathematics
Type: Accountable
Grade: 6th-Grade



Growth	State Achievement Group				
	1 Lowest	2 Low-Mid	3 Middle	4 Mid-High	5 Highest
Average	-10.59	-8.86	-5.84	-7.63	-4.81
Standard Error	2.85	2.65	1.15	1.14	0.88
Student Count	24	29	51	70	96
Percentage of Students	8.9	10.7	18.9	25.9	35.6

Report: School Diagnostic
School: LAB Middle School
District: Alright Public Schools
Year: Last Year - 2112

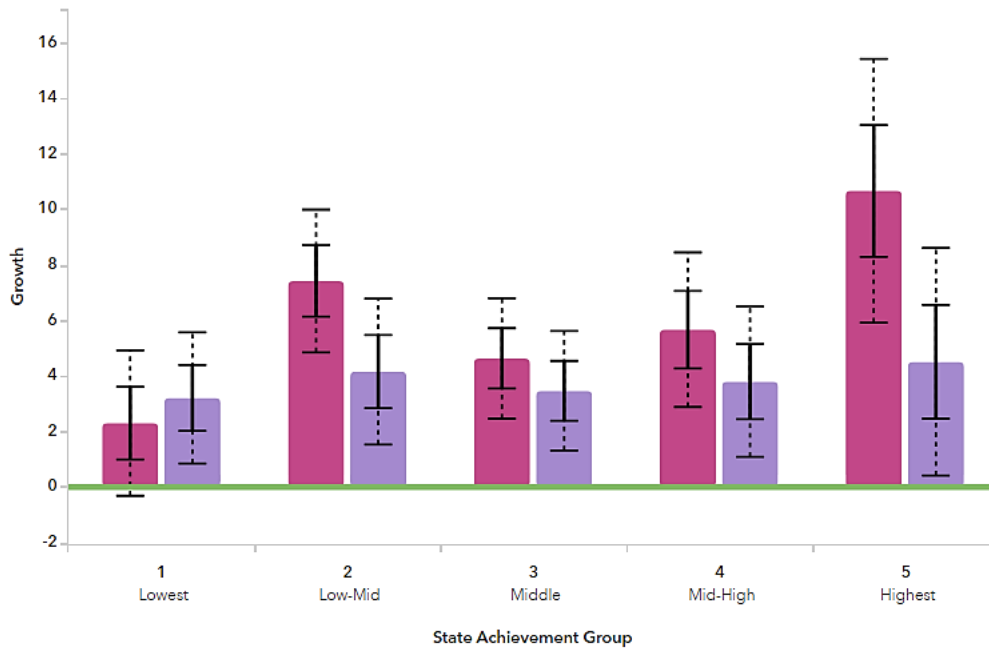
Test: Ohio's State Tests (3-8)
Subject: Mathematics
Type: Accountable
Grade: 7th-Grade



Growth	State Achievement Group				
	1 Lowest	2 Low-Mid	3 Middle	4 Mid-High	5 Highest
Average	0.08	-0.36	-3.23	-1.16	0.20
Standard Error	3.15	1.89	1.87	1.56	1.79
Student Count	33	24	39	36	52
Percentage of Students	17.9	13.0	21.2	19.6	28.3

Report: School Diagnostic
School: LAB Middle School
District: Alright Public Schools
Year: Last Year - 2112

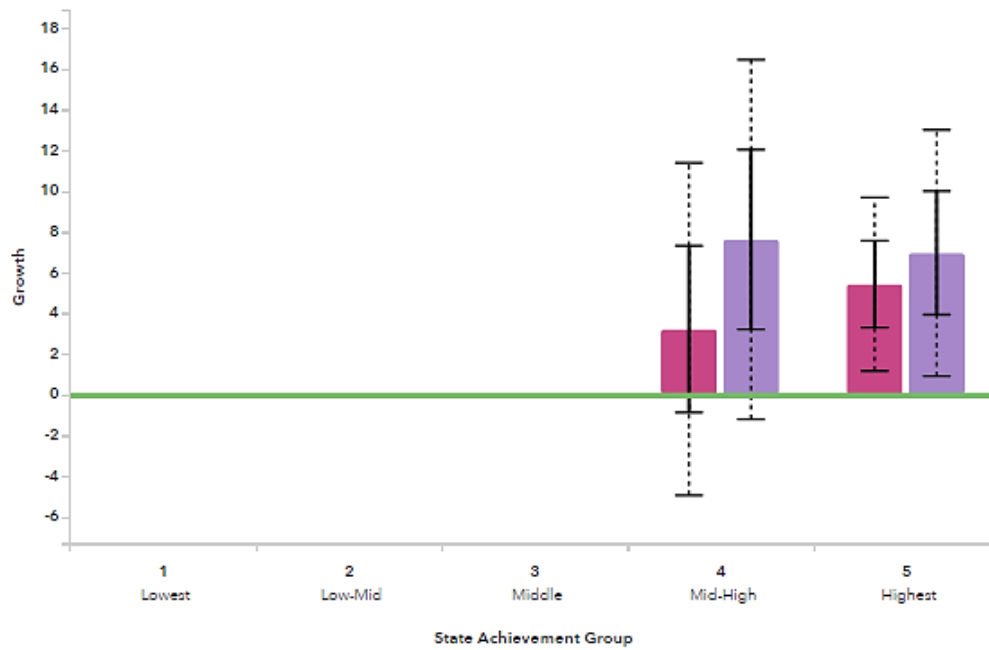
Test: Ohio's State Tests (3-8)
Subject: Mathematics
Type: Accountable
Grade: 8th-Grade



Growth	State Achievement Group				
	1 Lowest	2 Low-Mid	3 Middle	4 Mid-High	5 Highest
Average	3.21	4.15	3.46	3.79	4.51
Standard Error	1.18	1.31	1.08	1.36	2.05
Student Count	89	82	64	57	40
Percentage of Students	26.8	24.7	19.3	17.2	12.0

Report: School Diagnostic
School: LAB Middle School
District: Alright Public Schools
Year: Last Year - 2112

Test: Ohio's State End of Course
Subject: Algebra I
Type: Accountable



Growth	State Achievement Group				
	1 Lowest	2 Low-Mid	3 Middle	4 Mid-High	5 Highest
Average	--	--	--	7.61	6.95
Standard Error	--	--	--	4.41	3.03
Student Count	0	0	1	7	22
Percentage of Students	0.0	0.0	3.3	23.3	73.3