




Data to be Reported on the 2021 Ohio School Report Cards

The state's accountability system and Ohio School Report Cards for the 2020-2021 school year will look different because of short-term changes in Ohio law and the accountability waiver approved by the U.S. Department of Education. The purpose of the report cards released in October 2021 is to report all available data for recovery and improvement planning. Most consequences, such as federal identification requirements, have been waived or paused during this school year.

The state will not assign letter grades or issue rankings. The tables below outline the data that the state will report publicly for **recovery and improvement purposes only**. The data will not factor into any graded measures or components.

DOCUMENT KEY

	The data are available this year.
	Some of the data are available this year.
	The data are not available this year.
Report Card Website	The public website to find your district's or school's report card: https://reportcard.education.ohio.gov/
Download Data	The public website to download data in Excel spreadsheets: https://reportcard.education.ohio.gov/download

ADDITIONAL RESOURCES

- For more details on the available data, see the [2021 Report Card Frequently Asked Questions](#)
- Find your [district's or school's 2021 Report Card](#) (available October 14, 2021)
- [Download available data in Excel spreadsheets](#) (available October 14, 2021)
- For more information about each report card measure, see the [Report Card Resources documents](#)
- Contact [Regional Data Leads](#) in your area to discuss your data understanding and use needs
- Access the [Student Readiness Toolkits](#) which are standards-based guides designed to help educators determine students' levels of educational attainment when starting the new school year.

Please contact the Office of Accountability with additional questions at accountability@education.ohio.gov.

School and District Report Cards









































Report Card Section	Data Point	Report Card Website	Download Data
Overall	Letter Grade and Rankings	✗	✗
Achievement Component	Performance Index	✓	✓
	Indicators Met	✓	✓
	Gifted Data ¹	–	✓
Progress Component	Value-Added Measures	–	–
Gap Closing Component	English Language Arts, Math and Graduation Rate	✓	✓
	English Learner Progress	✗	✗
Improving At-Risk K-3 Readers Component	On-Track/Off-Track Trends	✓	✓
	Third Grade Reading Guarantee ²	✓	✓
	On-Track by Grade Level	✓	✗
Graduation Rate Component	4-Year Graduation Rate (2020)	✓	✓
	5-Year Graduation Rate (2019)	✓	✓
Prepared for Success Component	Prepared for Success Measures (2019 and 2020)	✓	✓
District School Detail	Enrollment, Attendance and Absenteeism	✓	✓
	Educator Information	✓	✓
	Educator & Principal Evaluations ³	–	–
	Positive Behavior Intervention, Physical Education & Wellness	✓	✓
	School Choice Options	✓	✓
Financial Data	Spending and Source of Funds	✓	✓
Opportunity to Learn [NEW]	Technology Hardware, Connectivity Access, Learning Models	✓	✓

¹ **Gifted Data** – The available data will be on the webpage and available in download files including identification, services, screening and acceleration.

² **Third Grade Reading Guarantee** – The requirements for promotion were impacted by Ohio law.

³ **Educator and Principal Evaluations** – The available educator and principal evaluation data will be reported in download files and may be displayed on the report card webpage.

Career-Technical Planning District Report Cards

Report Card Section	Data Point	Report Card Website	Download Data
Overall	Letter Grade and Rankings		
Achievement Component	Technical Skill Attainment		
	Performance Index		
Career and Post-Secondary Readiness Component	Career and Post-Secondary Readiness Measures (2020)		
Graduation Rate Component	4-Year Graduation Rate (2020)		
	5-Year Graduation Rate (2019)		
Post-Program Outcomes Component	Post-Program Outcomes (2020)		
	Industry Credentials (2020)		
Federal Performance Indicators	1S1: 4-Year Graduation Rate (2020)		
	1S2: 5-Year Graduation Rate (2019)		
	2S1: Academic Proficiency in Reading/Language Arts		
	2S2: Academic Proficiency in Mathematics		
	2S3: Academic Proficiency in Science		
	3S1: Post-Program Placement (2020)		
	4S1: Non-Traditional Program Enrollment		
	5S3: Work-Based Learning (2020)		
	5S4: Technical Skill Attainment		
CTPD Details	CTE Enrollment by Student Subgroup		
	CTE Enrollment by Sending Member District		
JVSD Financials	JVSD Spending on Classroom & Non-Classroom Instruction (2020)		

Dropout Prevention and Recovery Report Cards

Report Card Section	Data Point	Report Card Website	Download Data
Overall	Grade Ratings	✗	✗
Achievement Component	High School Test Passage Measures	✓	✓
Progress Component	Progress measures	—	—
Graduation Rate Component	4-Year Graduation Rate (2020)	✓	✓
	5-Year Graduation Rate (2019)	✓	✓
	6-Year Graduation Rate (2018)	✓	✓
	7-Year Graduation Rate (2017)	✓	✓
	8-Year Graduation Rate (2016)	✓	✓
Gap Closing Component	English Language Arts, Math and Graduation Rate	✓	✓
	English Learner Progress	✗	✗