

Traditional School and District Report Card

College, Career, Workforce, and Military
Readiness (CCWMR) Component

RACHEL WAKEFIELD
JESSICA LAURIC

Office of Accountability




AGENDA

- Welcome & Housekeeping
- Overview of the College, Career, Workforce & Military Readiness (CCWMR) Component
- Who Counts in the CCWMR Component
- Ways to Demonstrate Post-Secondary Readiness
- Validating CCWMR Data
- Resources


WELCOME & HOUSEKEEPING



PowerPoint can be found on the [Report Card Training Hub](#)



Videos off and sound muted



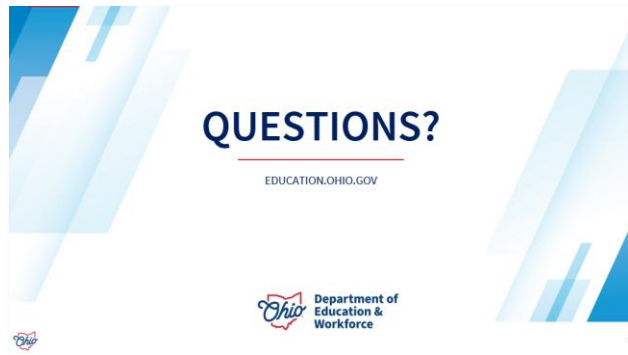
If you have difficulty accessing the chat, try accessing Microsoft Teams in a different way (e.g., in a browser or through the app)



QUESTION STRUCTURE

When to Ask Questions?

- Quick Checks after key presentation points.



What Type of Questions?

Questions to ask:

- Clarifying questions pertaining to the measure.
- Questions about what has already been covered.

Questions to NOT ask:

- Questions about information that hasn't yet been covered.
- Questions about student data or scenarios (book a [Report Card Work Session](#) for these questions)

Where to Ask Questions?

- In the Microsoft Teams Chat.
- Through the Microsoft Teams form.



QUESTIONS?

EDUCATION.OHIO.GOV



**Department of
Education &
Workforce**

Updates, changes, and modifications to the Ohio Report Card: **College, Career, Workforce, and Military Readiness**

Legislative Requirements for College, Career, Workforce, and Military Readiness (CCWMR)

[ORC Section 3302.03\(D\)\(1\)\(j\)](#)

- Four-year adjusted graduation cohort
- 11 ways to demonstrate post-secondary readiness
- Counted as one student

[ORC Section 3302.03\(D\)\(3\)\(f\)](#)

- No tiered structure or per student bonuses
- Analyze data (2021-2022, 2022-2023, 2023-2024)
- Meet or exceed a level of improvement set by the department
- Propose methodology to assign rating



Ways to Demonstrate Post-Secondary Readiness

Received an **ACT or SAT Remediation Free score**

Received an **Honors Diploma**

Any combination of 3 or more **Advanced Placement** OR **International Baccalaureate** tests with qualifying scores

Earned at least **12 College Credits**

Enlisted in the **Military**

Earned at least **12 Industry Recognized Credential points** in a single career field OR holds a **State Recognized License**

Evidence of **acceptance into an apprenticeship program** after high school (for students 18 and older)

Completed a **Pre-Apprenticeship**

Completed an **Apprenticeship**

Achieved proficiency on 3 or more **technical assessments** in a single career pathway

Obtained an **Ohio Means Jobs Readiness Seal** **AND** has **250 hours of internship/approved work-based learning**

Post-Secondary Readiness Calculation

Total number of students in the four-year adjusted graduation rate cohort who demonstrate post-secondary readiness in at least **one** way

Total number of students in the four-year adjusted graduation rate cohort

College, Career,
Workforce, and
Military Readiness
Percentage



EXAMPLE CALCULATION

Measure	Student 1	Student 2	Student 3	Student 4
Received an ACT Remediation Free score OR Received an SAT Remediation Free score	Yes	No	No	No
Received an Honors Diploma	No	No	No	No
Any combination of three or more Advanced Placement OR International Baccalaureate tests with qualifying scores	Yes	No	No	Yes
Earned at least 12 credential points in a single career field OR Holds a State recognized license	No	Yes	No	No
Earned twelve or more College Career Plus Credits	No	No	No	No
Enlisted in the Military	No	No	No	No
Has been accepted into an apprenticeship program post high school	No	No	No	No
Completed a pre-apprenticeship	No	No	No	No
Completed an apprenticeship	No	Yes	No	No
Achieved proficiency on three or more technical assessments in a single path	No	No	No	No
Obtained an Ohio Means Jobs Readiness Seal And has 250 hours of internship / Work based learning	No	No	No	No
Met Readiness	Yes	Yes	No	Yes

Total students in Four Year Graduation Cohort who demonstrated readiness on at least one CCWMR measure

Number of students in Four Year Graduation Cohort

3 students

4 students

College, Career, Workforce, and Military Readiness Percentage

CCWMR
75%

Ways to Demonstrate Post-Secondary Readiness	2023 Graduating Class
Received an ACT or SAT Remediation Free score	19.6%
Received an Honors Diploma	18.1%
Any combination of 3 or more Advanced Placement OR International Baccalaureate tests with qualifying scores	6.7%
Earned at least 12 College Credits	13.8%
Enlisted in the Military	0.2%
Earned at least 12 Industry Recognized Credential points in a single career field OR holds a State Recognized License	19.5%
Evidence of acceptance into an apprenticeship program after high school (for students 18 and older)	0.0%
Completed a Pre-Apprenticeship	1.1%
Completed an Apprenticeship	0.1%
Achieved proficiency on 3 or more technical assessments in a single career pathway	22.3%
Obtained an Ohio Means Jobs Readiness Seal AND has 250 hours of internship/approved work-based learning	3.1%

30.1% of the 2023 Graduating Class met at least one of these college readiness measures

32.3% of the 2023 Graduating Class met at least one of these career, workforce, and military readiness measures

56.3% of the 2023 Graduating Class met at least one of these 11 Post-Secondary readiness measures



Ways to Demonstrate Post-Secondary Readiness	2024 Graduating Class
Received an ACT or SAT Remediation Free score	18.8%
Received an Honors Diploma	18.9%
Any combination of 3 or more Advanced Placement OR International Baccalaureate tests with qualifying scores	6.9%
Earned at least 12 College Credits	16%
Enlisted in the Military	0.3%
Earned at least 12 Industry Recognized Credential points in a single career field OR holds a State Recognized License	25.6%
Evidence of acceptance into an apprenticeship program after high school (for students 18 and older)	0.1%
Completed a Pre-Apprenticeship	2.1%
Completed an Apprenticeship	0.2%
Achieved proficiency on 3 or more technical assessments in a single career pathway	24.1%
Obtained an Ohio Means Jobs Readiness Seal AND has 250 hours of internship/approved work-based learning	5.4%

30.9% of the 2024 Graduating Class met at least one of these college readiness measures

38.3% of the 2024 Graduating Class met at least one of these career, workforce, and military readiness measures

61.4% of the 2024 Graduating Class met at least one of these 11 Post-Secondary readiness measures



Ways to Demonstrate Post-Secondary Readiness	2023 Graduating Class	2024 Graduating Class
Received an ACT or SAT Remediation Free score	19.6%	18.8%
Received an Honors Diploma	18.1%	18.9%
Any combination of 3 or more Advanced Placement OR International Baccalaureate tests with qualifying scores	6.7%	6.9%
Earned at least 12 College Credits	13.8%	16%
Enlisted in the Military	0.2%	0.3%
Earned at least 12 Industry Recognized Credential points in a single career field OR holds a State Recognized License	19.5%	25.6%
Evidence of acceptance into an apprenticeship program after high school (for students 18 and older)	0.0%	0.1%
Completed a Pre-Apprenticeship	1.1%	2.1%
Completed an Apprenticeship	0.1%	0.2%
Achieved proficiency on 3 or more technical assessments in a single career pathway	22.3%	24.1%
Obtained an Ohio Means Jobs Readiness Seal AND has 250 hours of internship/approved work-based learning	3.1%	5.4%

1

September 2024

Publish current rules for a 30-day public comment: 3301-28-08 and 3301-28-10

2

October 2024

Draft revisions to the rule based on public comments and post for additional 30 days

3

November 2024

Present draft rules at public meeting

4

December 2024

Present to House and Senate Education Committees

5

February 2025

File rules, RSFA with JCARR

6

April 2025

File final rules; Present rating structure and technical details to the field

7

May 2025 – August 2025

Present rating structure and technical details to the field

8

September 2025

CCWMR rating available publicly and included with the overall rating

QUESTIONS?

EDUCATION.OHIO.GOV



**Department of
Education &
Workforce**

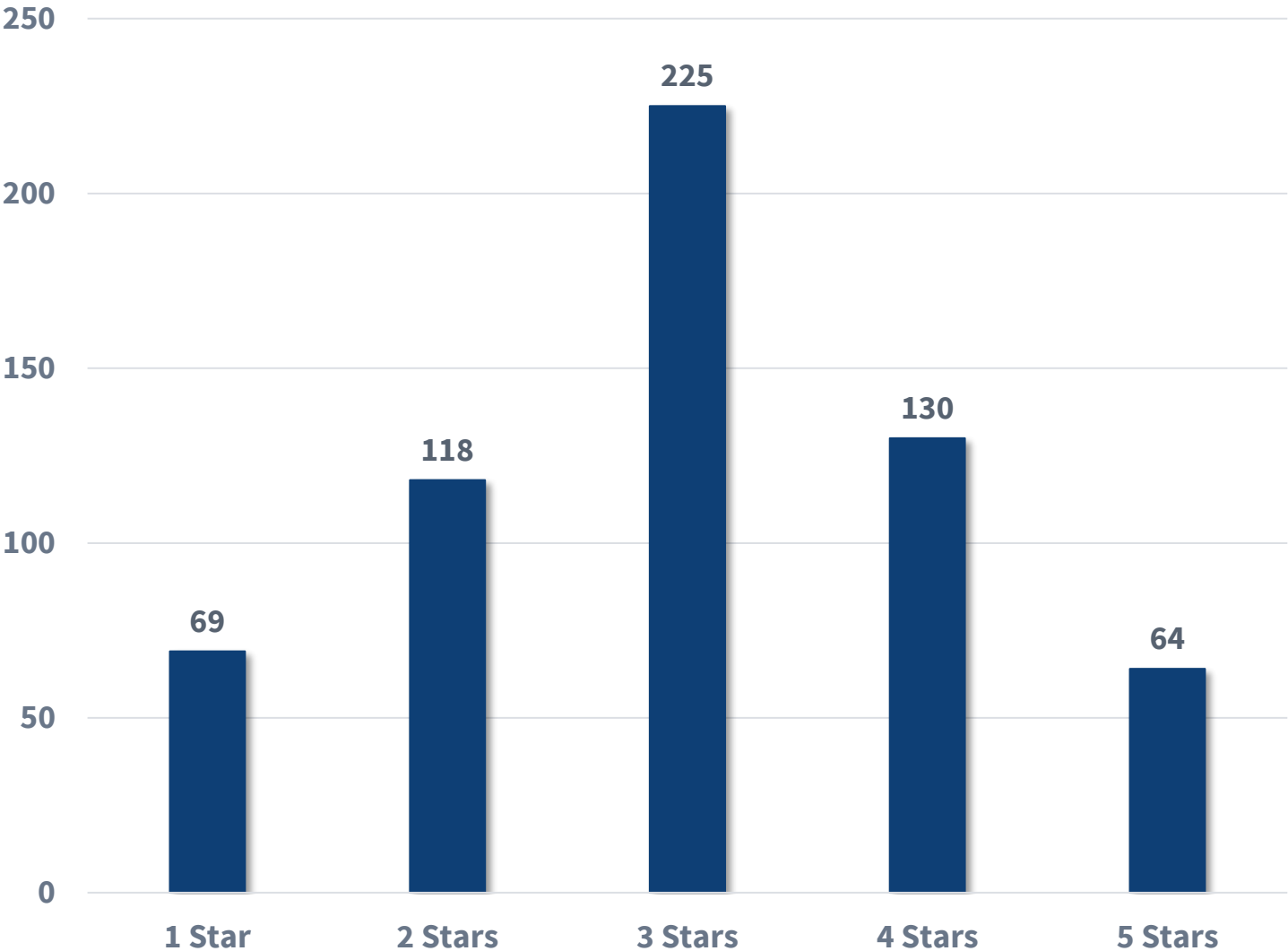
CCWRM RATING SCALE

COLLEGE, CAREER, WORKFORCE, AND MILITARY READINESS COMPONENT RATING Effective 7/1/2025		
CCWMR PERCENTAGE	Rating	Rating Description
Greater than or equal to 85%	5 Stars	Significantly exceeds state standards in post-secondary readiness rates
Greater than or equal to 75% but less than 85%	4 Stars	Exceeds state standards in post-secondary readiness rates
Greater than or equal to 63% but less than 75%	3 Stars	Meets state standards in post-secondary readiness rates
Greater than or equal to 53% but less than 63%	2 Stars	Needs support to meet state standards in post-secondary readiness rates
Less than 53%	1 Star	Needs significant support to meet state standards in post-secondary readiness rates

RATING SCALE
Effective 7/1/2025

Scale	Rating
85% - 100%	5 Stars
75% - less than 85%	4 Stars
63% - less than 75%	3 Stars
53% - less than 63%	2 Stars
Less than 53%	1 Star

2024 CCWMR DISTRICT DISTRIBUTION



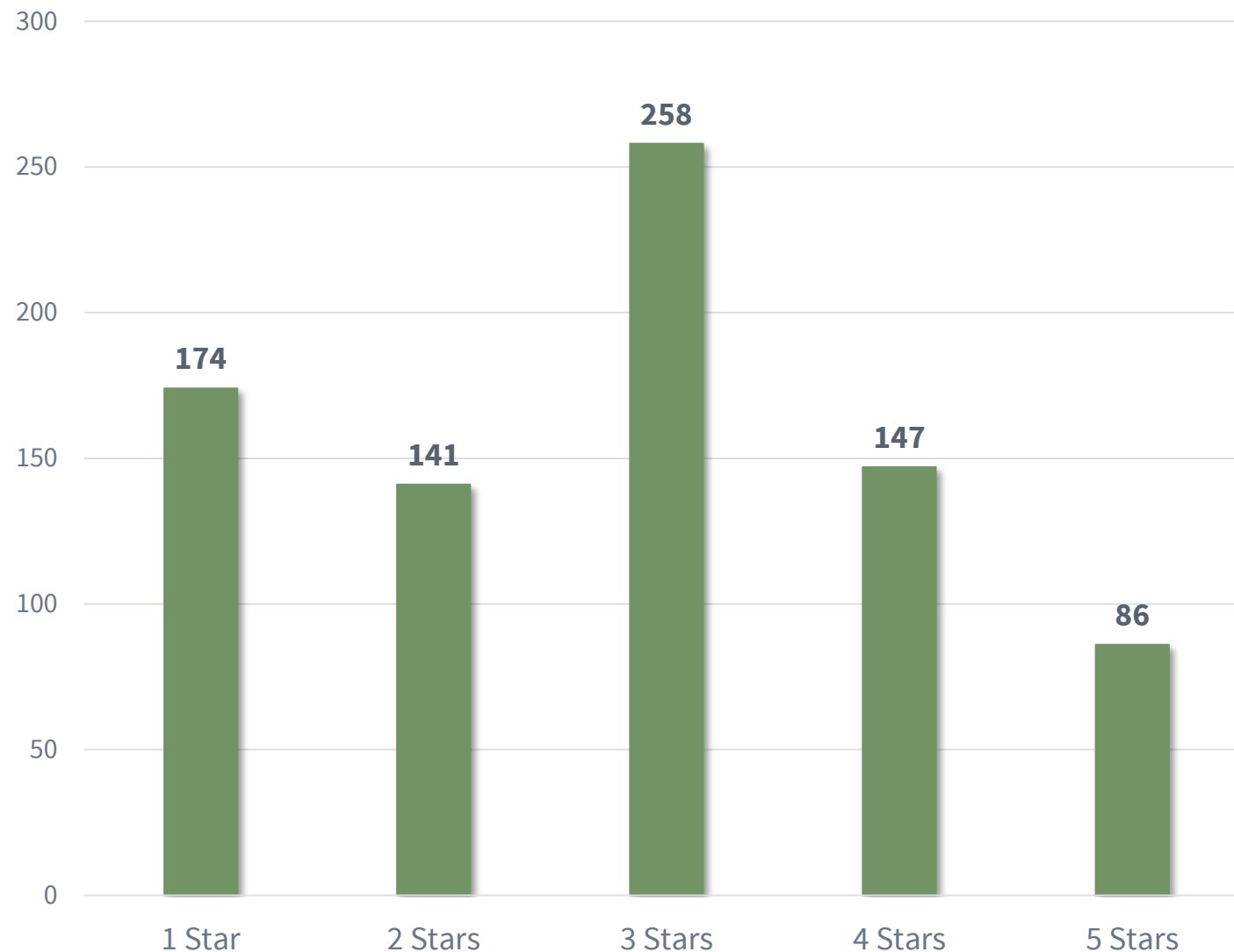
RATING SCALE

Effective 7/1/2025

Scale	Rating
85% - 100%	5 Stars
75% - less than 85%	4 Stars
63% - less than 75%	3 Stars
53% - less than 63%	2 Stars
Less than 53%	1 Star

Even though there appears to be a very different distribution for buildings, this is due to the **One district: Many buildings** ratio. Over 75% 1-star buildings are in a 1-star district. Across all star levels, 94% of buildings have the same or higher star rating than their district.

2024 CCWMR BUILDING DISTRIBUTION



PERFORMANCE AND LEVEL OF IMPROVEMENT (EFFECTIVE 7/1/2025)

The rules shall specify that a district or building shall not receive **lower than a performance rating of three stars** for the component if the district's or building's performance on the component meets or exceeds a **level of improvement set by the department.**”

Level of Improvement

- Only applicable to districts/buildings who have an initial rating of under 3 stars
- Level of improvement set at 15 percentage points

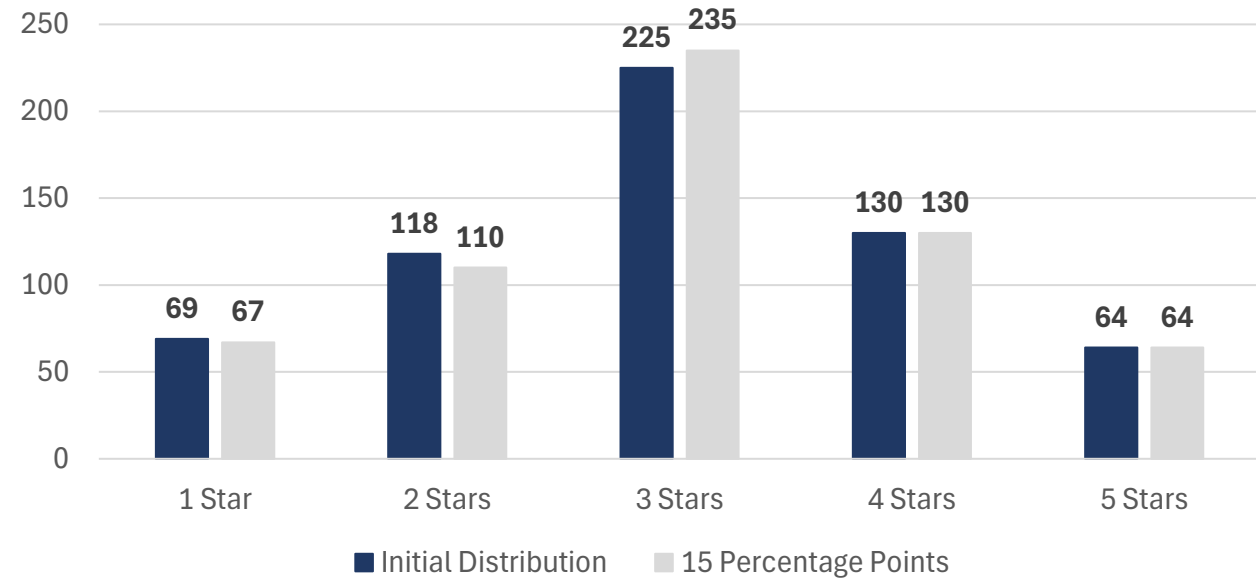
2024 (Class of 2023)		2025 (Class of 2024)			
CCWMR Percentage	CCWMR Rating	CCWMR Percentage	Initial CCWMR Rating	Percentage Change	Final CCWMR Rating
28.3	1 Star	51.9	1 Star	23.6	3 Stars
40.9	1 Star	58.5	2 Stars	17.6	3 Stars
35.3	1 Star	49.6	1 Star	14.3	1 Star
40.4	1 Star	56.7	2 Star	16.3	3 Stars
37	1 Star	48.9	1 Star	11.9	1 Star



Level of Improvement

Improvement Threshold	15 Percentage Points
Number of Districts	10 Districts
Initial Rating – 1 Star	2 Districts
Initial Rating – 2 Stars	8 Districts
Average 2025 Percentage	58.0

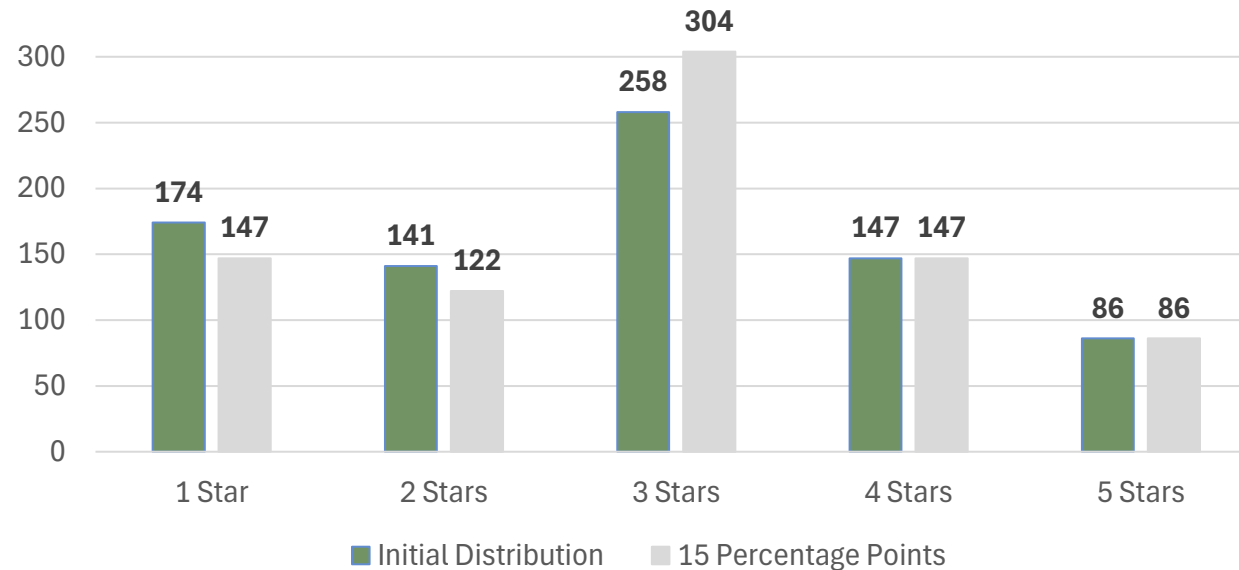
CLASS OF 2024 DATA



Level of Improvement

Improvement Threshold	15 Percentage Points
Number of Schools	46 Schools
Initial Rating – 1 Star	27 Schools
Initial Rating – 2 Stars	19 Schools
Average 2025 Percentage	45.39

CLASS OF 2024 DATA



Legislative Requirements for College, Career, Workforce, and Military Readiness (CCWRM)

[ORC Section 3302.03\(D\)\(1\)\(j\)](#)

[ORC Section 3302.03\(D\)\(3\)\(f\)](#)

[ORC Section 3302.03\(D\)\(3\)\(g\)\(ii\)](#)

- Equal weight **Achievement** and **Progress**
- Equal weight Early Literacy, Gap Closing, Graduation, and **CCWMR**
 - One-half the weight of **Achievement**

Weight Distribution (Effective 7/1/2025)

Achievement

25%

Progress

25%

Graduation

12.5%

**Gap
Closing**

12.5%

**Early
Literacy**

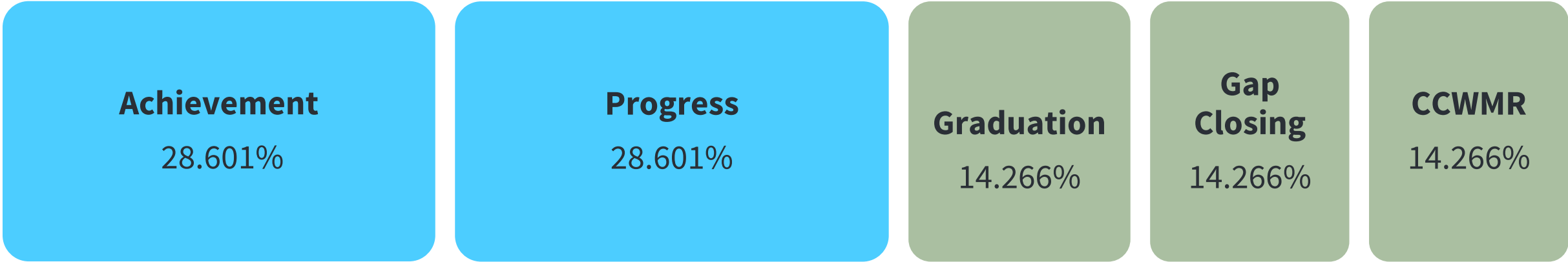
12.5%

CCWMR

12.5%

Overall Rating

High School Weight Distribution (Effective 7/1/2025)



Overall Rating



QUESTIONS?

EDUCATION.OHIO.GOV



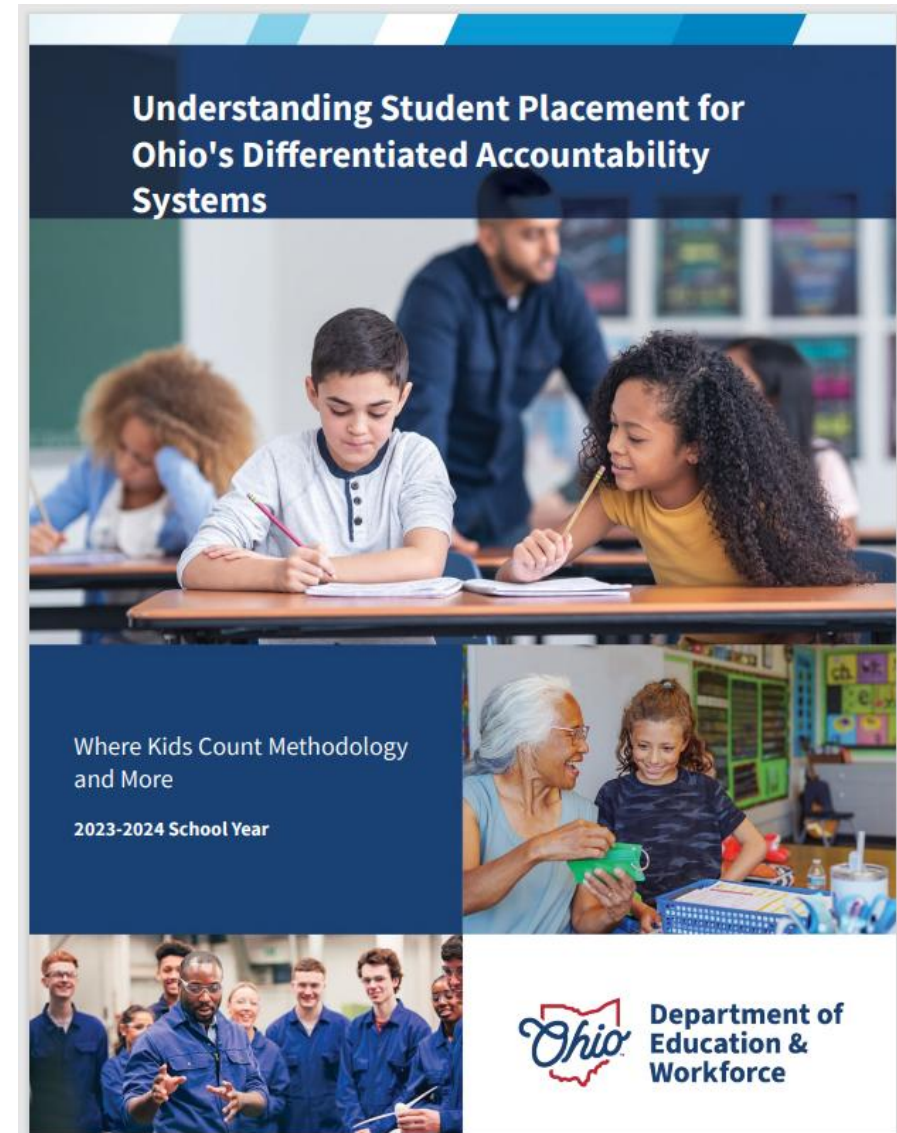
**Department of
Education &
Workforce**

WHO COUNTS IN THE **COLLEGE, CAREER,
WORKFORCE, AND MILITARY READINESS
(CCWMR)** COMPONENT FOR THE 2024-2025
REPORT CARD?

What students count towards a building or district?

For the detailed business rules see the [Understanding Student Placement for Ohio's Differentiated Accountability Systems](#) document.

For detailed EMIS reporting and a description of the inclusion criteria, refer to Appendix A of [CCWMR Component Technical Documentation](#).



2024-2025 Report Card: What Students Count in the CCWMR Component?

As with the Graduation Component, the CCWMR Component is lagged by one year. Therefore, the CCWMR Component is calculated using students who are in the 2024 graduation cohort.

Total number of students in the **2024 four-year adjusted graduation cohort** who demonstrate post-secondary readiness in at least one way

Total number of students in the **2024 four-year adjusted graduation cohort**



College, Career,
Workforce, and
Military
Readiness
Percentage

What Students Count in the 2024 Adjusted Graduation Cohort?

Total number of students in the **2024 four-year adjusted graduation cohort** who demonstrate post-secondary readiness in at least one way

=

Total number of students in the **2024 four-year adjusted graduation cohort**

College, Career,
Workforce, and
Military
Readiness
Percentage

2024 Graduation Cohort

First time 9th graders in Fall of 2020 (FY2020)

Who Counts in the in the Cohort?

- Graduates
- Dropouts
- Reinstated Transfers
- Transfer In students
- Non-Graduations

Who Doesn't Count in the Cohort?

- Students reported in error
- Transferred out
- Deceased

WHO COUNTS IN THE FOUR-YEAR ADJUSTED GRADUATION COHORT?

- **Graduates:** Withdrawal Reason = '99'
- **High School Dropouts:** Withdrawal due to Truancy, Pursued employment, over 18 years of Age, Moved not known to be continuing, completed course requirements but did not pass appropriate testing to meet graduation requirements, nonattendance according to 72-hour rule for community schools, withdraw due to ORC 3314.26 or 3314.261 and No longer eligible to be enrolled in District. Withdrawal Reason = '71', '72', '73', '74', '75', '76', '77', '78', '79'
- **Non-Graduates:** Withdrawal Reason = '*'
- **Reinstated Transfer:** Students who were withdrawn stating they were going to another Ohio school , but no Ohio public school reported enrollment. Withdrawal Reason = '41' however, no admission in an Ohio school



WHO IS REMOVED FROM THE FOUR-YEAR ADJUSTED GRADUATION COHORT?

- **Students Reported in Error:** For example, students who enrolled but never attended. Withdrawal Reason = '81'
- **Transfer Out:** Student transfers to another school district outside of Ohio, another Ohio public district, to a private school, homeschooling, by court order or adjudication or transferred out of the United States. Withdrawal Reason = '40', '41', '42', '43', '45', '46'
- **Deceased:** Withdrawal Reason = '52'

HOW ARE CERTAIN GRADUATES COUNTED?

EARLY GRADUATES

- Early graduates count with their Graduation Cohort (i.e., if a student began 9th grade in the fall of 2020 and graduated in the spring of 2023, they would count in the 2024 Graduation Cohort)
- Early graduates have until their anticipated graduation date to show post-secondary readiness.

“SUPER SENIORS”

- Grade 13 or 23 students must demonstrate post-secondary readiness by their 4th year in high school.
- Anything earned after the 4th year of high school is not included in the calculation.

QUESTIONS?

EDUCATION.OHIO.GOV



**Department of
Education &
Workforce**

WAYS TO DEMONSTRATE POST-SECONDARY READINESS

Ways to Demonstrate Post-Secondary Readiness

Received an **ACT or SAT Remediation Free score**

Received an **Honors Diploma**

Any combination of 3 or more **Advanced Placement** OR **International Baccalaureate** tests with qualifying scores

Earned at least **12 College Credits**

Enlisted in the **Military**

Earned at least **12 Industry Recognized Credential points** in a single career field OR holds a **State Recognized License**

Evidence of **acceptance into an apprenticeship program** after high school (for students 18 and older)

Completed a **Pre-Apprenticeship**

Completed an **Apprenticeship**

Achieved proficiency on 3 or more **technical assessments** in a single career pathway

Obtained an **Ohio Means Jobs Readiness Seal** **AND** has **250 hours of internship/approved work-based learning**

Post-Secondary Readiness Calculation

Total number of students in the four-year adjusted graduation cohort who demonstrate post-secondary readiness in at least **one** way

Total number of students in the four-year adjusted graduation cohort

College, Career,
Workforce, and
Military Readiness
Percentage



REMEDATION FREE SCORES SAT/ACT



Students demonstrate readiness on this measure by earning a remediation-free score or higher* on the SAT or ACT.



Remediation-free scores are set for each section of the SAT and ACT by the Ohio Department of Higher Education.

*Students are counted as meeting an SAT or ACT remediation free score if each individual section score is met at least once across multiple test attempts on the respective tests.

ACT Remediation Free Score

English	18
Reading	22
Mathematics	22

SAT Remediation Free Score

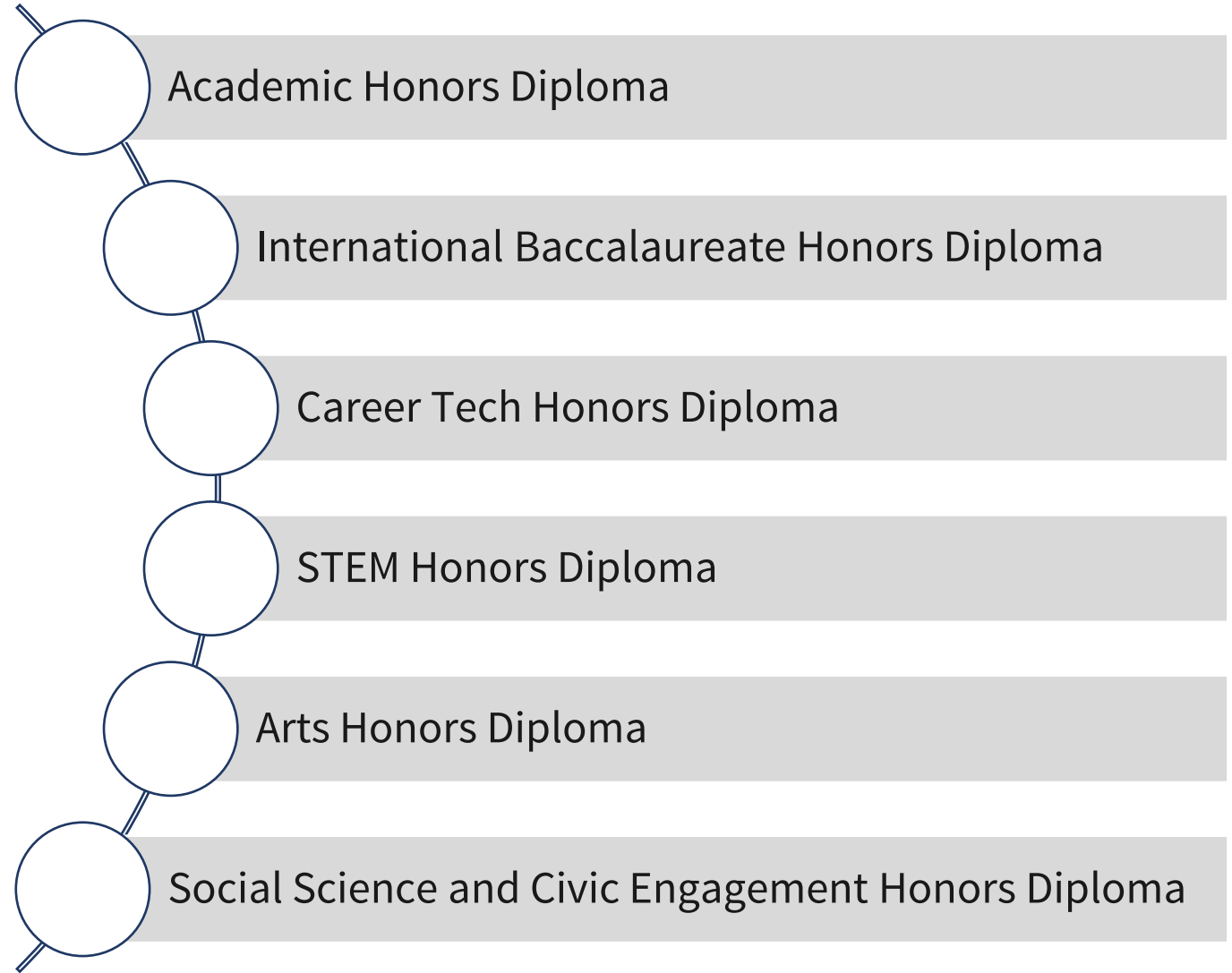
English	480
Reading	480
Mathematics	530

REMEDATION FREE SCORES ACT/SAT

Assessment type code (FA060) = **AC AND** Assessment Area Code (FA205) = **M, R, ENG** (all assessment type codes must be reported) **AND** Score (FA240) \geq **18** for English **AND** Score (FA240) \geq **22** for Mathematics **AND** Score (FA240) \geq **22** for Reading **AND** Test Date (FA210) \leq **20XX10** (CCYYMM) **AND** Test Day of the Month (FA212) \leq **31** (indicating that the test was taken no later than October 31 of the cohort graduation year) **OR** Assessment type code (FA060) = **SA AND** Assessment Area Code (FA205) = **M, R** (both assessment type codes must be reported) **AND** Score (FA240) \geq **530** for Mathematics **AND** Score (FA240) \geq **480** for Evidence-Based Reading and Writing **AND** Test Date (FA210) \leq **20XX10 AND** Test Day of the Month (FA212) \leq **31** (indicating that the test was taken no later than October 31 of the cohort graduation year)

HONORS DIPLOMA

- Students demonstrate readiness on this measure by earning one of the six honors diploma options and meeting all associated diploma requirements



HONORS DIPLOMA,
Diploma Type Element (FN100) = 2, 4, 5, 6, 7, or 8

AP AND IB CREDITS

Student earns a qualifying score on **at least three** Advanced Placement (AP) or International Baccalaureate (IB) exams

Exam Type	Qualifying Scores
AP Exam	Score of 3 or higher
IB Exam	Score of 4 or higher

THREE TOTAL AP SCORE OF >3 OR IB SCORE OF >4,
AT LEAST THREE Assessment type code (FA060) = **AP** AND Score (FA240) >= 3 AND Test Date (FA210) <= 20XX10 **OR** Assessment type code (FA060) = **IB** AND Score (FA240) >= 4 **AND** Test Date (FA210) <= 20XX10



12 OR MORE COLLEGE CREDITS

College credit plus

Advanced Placement (AP) or International Baccalaureate (IB) Programs

Early college high school program

Ohio College Tech Prep, State-Approved career technical courses offered through dual enrollment or statewide articulation

Credits must appear on a student's college transcript and can be issued after student left secondary education as long as the work was completed before graduation.

>=12 COLLEGE CREDITS,
Dual enrollment credit earned (GC110) >=12



ENLISTMENT IN THE MILITARY

Take and Achieve required
score on the ASVAB

Complete the oath of
enlistment

Sign a copy of their
Department Defense Form
Enlistment/Reenlistment
(DD Form 4) enlistment
contract

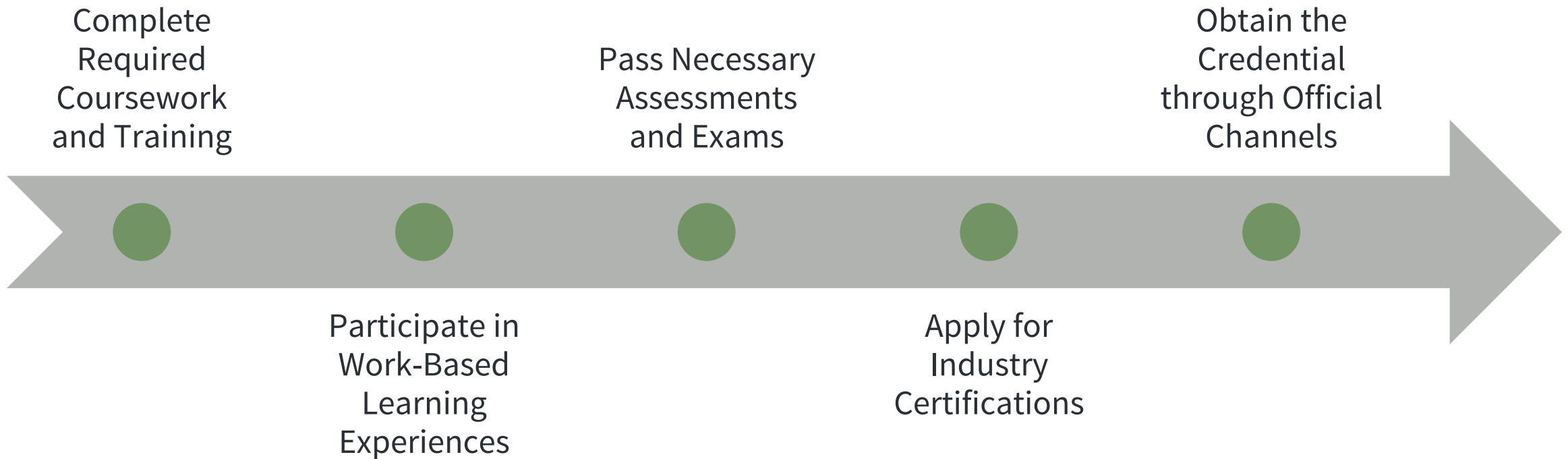
Provide district or school a
signed copy of DD Form 4

MILITARY READINESS,

Program Code (GQ060) = 520110 – Military- Intent to Enlist



EARNING 12 OR MORE INDUSTRY CREDENTIAL POINTS IN A SINGLE CAREER FIELD OR A STATE RECOGNIZED LICENSE



>=12 INDUSTRY CREDENTIAL POINTS IN A SINGLE CAREER FIELD OR STATE RECOGNIZED LICENSE,

Single credential worth 12 points or a bundle of credentials totaling 12 points **within the same career field:** *Assessment type code (FA060) = GW AND Test Date (FA210) <= 20XX01* (indicating that the credential was earned no later than January 1 of the year following their anticipated graduation date) **AND Score (FA240) ≠ N**



COMPLETION OF A PRE-APPRENTICESHIP

Pre-Apprenticeship

- [ApprenticeOhio](#)
- Teach basic technical and job-readiness skills
- Prepare for formal Apprenticeship

COMPLETION OF PRE-APPRENTICESHIP,

Assessment type code (FA060) =**GW** AND Assessment Area Code (FA205) =**CJ99**



ACCEPTANCE INTO AN APPRENTICESHIP PROGRAM POST HIGH SCHOOL



Apprenticeships offer the chance to gain skills that will lead to a higher salary and great job opportunities. Apprenticeships are available in a variety of occupations, including health care, internet technology, advanced manufacturing, and construction.



Once completed they receive a certificate that is recognized nationally. The completed program must be registered with ApprenticeOhio.



***ACCEPTANCE INTO AN APPRENTICESHIP POST HIGH SCHOOL,
Program Code Apprenticeship Acceptance (GQ060) =305016***

COMPLETION OF AN APPRENTICESHIP

ApprenticeOhio

Teach basic technical
and job-readiness skills

Students who are 16 or
older

Complete the minimum annual
2,000 hours of on-the-job
training and 144 hours of
classroom instruction

Receive Certificate

COMPLETION OF APPRENTICESHIP

Program Code Apprenticeship Completion (GQ060) = **305018**



ACHIEVED PROFICIENCY ON 3 OR MORE TECHNICAL ASSESSMENTS IN A SINGLE CAREER FIELD

Cumulative Score of
“proficient” or
“advanced” on at
least 3 modules in a
single career
pathway

- WebXam
- Aligned Industry-recognized credential
- College Credit Plus Course

ACHIEVED >=PROFICIENCY ON THREE OR MORE TECHNICAL ASSESSMENTS IN A SINGLE CAREER PATHWAY,

Achieved Proficiency on Three or more Technical Assessments in a Single Pathway

Assessment Type Code (FA060) = **GY, GW AND** Assessment Area Code (FA205) = See CTE Program and Assessment Matrix each year for the aligned technical assessment for each CTE course **OR** Assessment Type Code (FA060) = **GY AND** Assessment Area Code (FA205) = See CTE Program and Assessment Matrix each year for the aligned technical assessment for each CTE course **AND** Score Not Reported (FA235) = **X**



OHIO MEANS JOBS READINESS SEAL AND HAS 250 HOURS INTERNSHIP/WORK-BASED LEARNING

OhioMeansJobs- Readiness Seal

Work with a mentor to validate demonstration of 14 identified professional skills across a minimum of two of the three environments. The three potential environments are: 1. School, 2. Work, and 3. Community

Work-Based Learning

These work environments foster in-depth, firsthand engagement with the tasks required in a given career field to enhance a students' employability and career readiness

Students may accumulate hours across multiple types of work-based learning experiences.

EARNED THE OHIOMEANSJOBS-READINESS SEAL WITH 250 WORK-BASED LEARNING HOURS

Program Code Ohio Means Jobs (GQ060) = **510001 AND** Program Code Work Based Learning 250-499 hrs. (GQ060) = **310499 OR** Program Code Ohio Means Jobs (GQ060) = **510001 AND** Program Code Work Based Learning 500+ hrs. (GQ060) = **310500**



QUESTIONS?

EDUCATION.OHIO.GOV



**Department of
Education &
Workforce**

VALIDATING DATA FOR THE **TRADITIONAL** **CCWMR** COMPONENT

POTENTIAL IMPACT ON CAREER AND POST-SECONDARY READINESS RATING

Example: Evergreen Local accidentally reported 12pt Industry Recognized Credential records for 10 students with a non-passing score (N). As a result, those students did not contribute points to the component. Depending on prior year’s percentage, possible increase to 3 Stars.

Data Reporting Error

Measure	Numerator	Denominator
CCWMR	20	50
Percentage		40%

Correctly Reported Data

Measure	Numerator	Denominator
CCWMR	30	50
Percentage		60%

CCWMR Scale	
CCWMR PERCENTAGE	Rating
Greater than or equal to 85%	5 Stars
Greater than or equal to 75% but less than 85%	4 Stars
Greater than or equal to 63% but less than 75%	3 Stars
Greater than or equal to 53% but less than 63%	2 Stars
Less than 53%	1 Star

Pending CCWMR Scale	
CCWMR PERCENTAGE	Rating
Greater than or equal to 85%	5 Stars
Greater than or equal to 75% but less than 85%	4 Stars
Greater than or equal to 63% but less than 75%	3 Stars
Greater than or equal to 53% but less than 63%	2 Stars
Less than 53%	1 Star



LAST CHANCE TO “FIX” GRADUATION COHORT PLACEMENT DATA ERRORS

- [2.6 Student Attributes - No Date Record \(FN\) 14.2](#)

FY24 GRADUATE COHORT

Required to Approve: [Superintendent \(instructions\)](#).
Appeal Opens: **Oct. 14, 2024**

Appeal Closes: **Oct. 25, 2024**

FY24 Data Included

» Graduate Reporting: **Only** Fiscal Year Began Ninth Grade
OR Grade Level Element

Impacted Organizations

» Districts
» Community schools
» STEMs

» **Deadline to submit corrected data in EMIS for approved appeals is Nov. 8.**

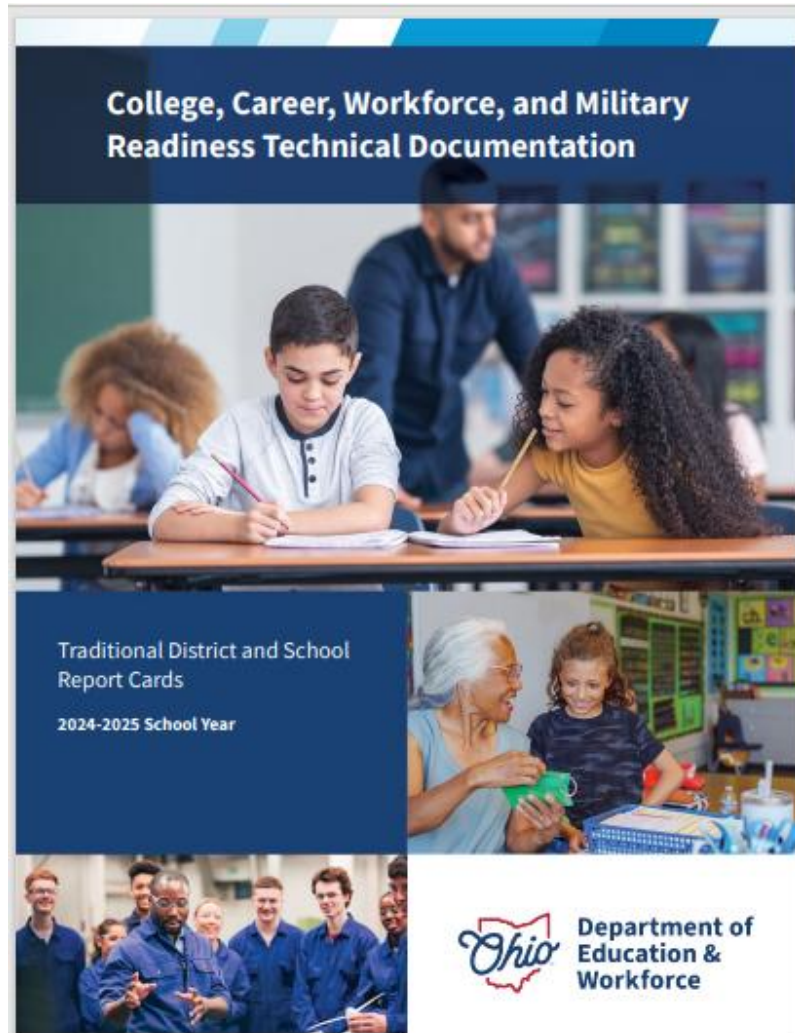
LAST CHANCE TO “FIX” GRADUATION DATA ERRORS

- [2.6 Student Attributes - No Date Record \(FN\) 14.2](#)
- [2.8 Student Assessment Record \(FA\) 14.4](#)
- [2.17 Student Withdrawal Override Record \(FC\) 7.3](#)
- [2.14 Student Special Education Graduation Requirement Record \(FE\) 9.0](#)
- [2.15 Student Graduation – Core Summary Record \(GC\) 7.3](#)
- [2.2 Student Demographic Record \(GI\) 8.2](#)
- [2.9 Student Program Record \(GQ\) 14.4](#)

FY24 GRADUATION	
Required to Approve: Superintendent (instructions) Appeal Opens: Oct. 14, 2024	Appeal Closes: Oct. 25, 2024
FY24 Collection Included	Impacted Organizations
» FY24 Graduate Reporting (2024G0000)	» Districts » Community schools » STEMs
» Deadline to submit corrected data in EMIS for approved appeals is Nov. 8.	



VALIDATE ACCOUNTABILITY BUSINESS RULES





COLLEGE, CAREER, WORKFORCE, AND MILITARY READINESS

The College, Career, Workforce, and Military Readiness (CCWMR) component measures how prepared the graduating class from a district or building is as they transition to post-secondary education, enter the workforce, or join the armed forces. The readiness of a graduating class is estimated by calculating the number of students that achieve one or more of the component measure goals.

The College, Career, Workforce, and Military Readiness component **WILL NOT** be rated or included in the overall rating for schools and districts until the 2024-2025 school year at the earliest.




Data collections and business rules have not been finalized for this component. All currently available data for each measure will be reported and a preliminary component percentage displayed but this data should be considered for informational purposes only.

» [CCWMR Component Technical Documentation](#) 

» [CCWMR Report Only Data Technical Document](#) 

» [Exiting Survey FAQ](#)

» [CCWMR Help Video Playlist](#)

- [Here's What is Calculated in CCWMR Presentation Slides](#) 
- [So, Who is counting in the CCWMR component](#) 
- [Troubleshooting 2024-2025 CCWMR Data](#) 

QUESTIONS TO AIDE IN VALIDATING DATA RELATED TO THE CCWMR COMPONENT

This is not meant to be an all-inclusive list
just a starting point


- Have I validated the students included in the 4-Year Graduation Cohort?
- Are all the Dual Enrollment credits reported for students?
- Are Industry-Recognized Credentials earned reported? Have I verified that a student attending a College didn't take an Industry-Recognized Credential?
- Are the students who earned WBL showing up as expected?

VALIDATING DATA IN EMIS REPORTS

- The [CCWMRdy received file](#) which can be found within the Data Collector can assist districts and schools with troubleshooting their data. The file name that districts and schools should look for is: 2025_RPTCRD_CCWMRdy_<file date>.xls
- [EMIS Validation and Report Explanations](#)
 - [Grad Cohort Reports](#)- found in Student Collections
 - [Industry Credential Career Field Points Report \(ICAC-102\)](#)- found in Student Collections
 - [Potential College Credit \(GRAD-003\)](#)- found in Current Graduation Credit Progress Collection



2025_RPTCRD_CCWMRDY_<FILE DATE>.XLS

[illegible]

USING RECEIVED FILE TO CALCULATE CCWMR PERCENTAGE

$$\frac{20}{37} = 54.0\%$$

$$\frac{\begin{array}{c} \text{Total number of students in the} \\ \text{four-year adjusted graduation} \\ \text{cohort who demonstrate post-} \\ \text{secondary readiness in at least \textbf{one}} \\ \text{way} \end{array}}{\begin{array}{c} \text{Total number of students in the} \\ \text{four-year adjusted graduation} \\ \text{cohort} \end{array}} = \begin{array}{c} \text{College, Career,} \\ \text{Workforce, and} \\ \text{Military Readiness} \\ \text{Percentage} \end{array}$$

QUESTIONS?

EDUCATION.OHIO.GOV



**Department of
Education &
Workforce**

RESOURCES

OFFICE OF ACCOUNTABILITY

Website: [Report Card FAQs](#)

Email: accountability@education.ohio.gov

Office Hours: [Report Card Work Sessions](#)

The Office of Accountability is dedicated to help answer questions and provide trainings around Ohio's Report Cards for district staff members. **Bookings are available from 9 am - 3 pm weekly.**



OFFICE OF GRADUATE SUCCESS

- [Graduation General Contact](#)
- [College and Career Readiness Test](#)
- [Honors Diploma](#)
- [Advanced Placement and International Baccalaureate Test Fee Reimbursement](#)
- [College Prep and Early College Programs for High School Students](#)
- [OhioMeansJobs Readiness Seal](#)

OFFICE OF CAREER-TECHNICAL EDUCATION (CTE)

- [Career-Technical Education Program Contacts](#)
- [Recruiting Special Populations into Career-Technical Education Toolkit](#)
- [Memo: Serving Students with Disabilities in Career-Technical Education](#)
- [Industry-Recognized Credentials](#)
 - [Industry-Recognized Credentials Guide](#)

OFFICE OF CTE, CONT.

- [Program and Assessment Matrix](#)
- [Career Fields](#)
- [Career-Technical Education Assessment System](#)
 - [WebXam](#)©
 - [Alternative Options for Technical Skill Assessments](#)

OFFICE OF CTE, CONT. 2

- [Work-Based Learning](#)
 - [Work-Based Learning for Schools and Educators](#)
 - Credit Options
 - [Framework to Issue Credit for Work-Based Learning](#)
 - Students with Disabilities (SWD)
 - [Secondary Transition and Workforce Development](#)
 - [Work-Based Learning for Students with Disabilities FAQ](#)

DEPARTMENT OF JOB & FAMILY SERVICES

- [ApprenticeOhio](#)
 - [**Pre-Apprenticeship Inquiries**](#)
 - [**Apprenticeship Inquiries**](#)
- [Pre-Apprenticeship and Apprenticeship](#)
 - [Statewide Registered Apprenticeship Dashboard](#)