

2024-2025 Dropout Prevention and Recovery (DPR) Report Card

Office of Accountability



WHAT IS CALCULATED IN THE **DPR** **ACHIEVEMENT** COMPONENT


UNDERSTANDING OHIO'S DPR ACHIEVEMENT COMPONENT


**Does Not Meet
Standards**
School Rating

Achievement Component

The High School Test Passage Rate measure represents the number of students who meet applicable criteria on assessments that are required for graduation.

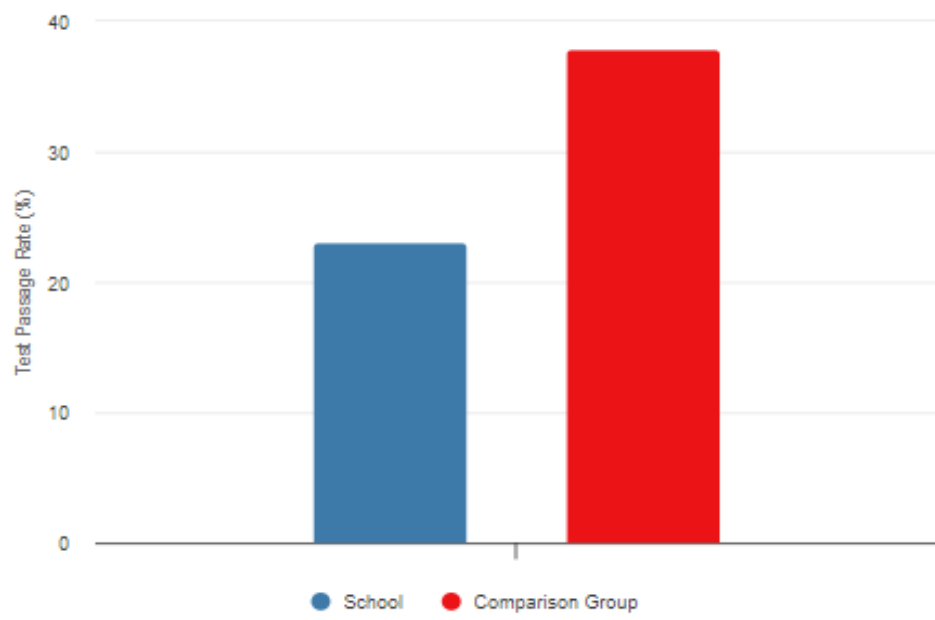
Students Meeting Applicable Criteria on Tests

 **23.1%**
Does Not Meet Standards



**100% of the DPR
Achievement
Component**

How Does this School Compare to the Other Dropout Recovery Program Schools in Ohio?



WHAT DOES THE HIGH SCHOOL TEST PASSAGE RATE MEASURE?

Purpose

- Evaluates the percentage of students who have attained the designated passing score on all applicable state high school achievement assessments

Students

- Evaluates the percentage of twelfth-grade students and additional students who are within three months of their twenty-second birthday and aging out of the public education system.

Scoring

- Rating is based on the percentage of students meeting the outlined criteria, with a scale that categorizes schools as Exceeds Standards, Meets Standards, or Does Not Meet Standards

HIGH SCHOOL TEST PASSAGE RATE CALCULATION

of students in twelfth grade at any time in the school year who have **684 or higher** on the

- Algebra I (Integrated Mathematics I) and
- English language arts II or have taken
- Alternate Assessments with a valid score in each area

+

• # of students at least age 21 years and nine months prior to June 30 who have **684 or higher** on the Algebra I (Integrated Mathematics I) and

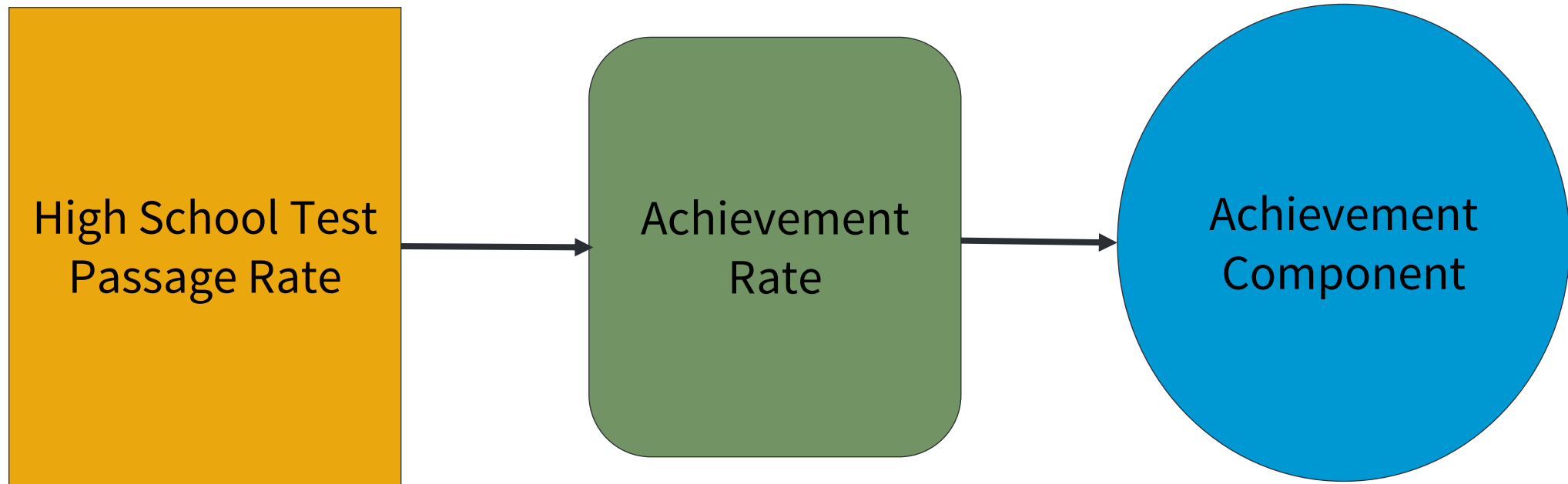
- English Language Arts II or have taken
- Alternate Assessments with a valid score in each area

=

High School
Test Passage
Rate

of students in twelfth grade at any time in the school year AND
Non-duplicated # of students at least age 21 years and nine months prior to June 30 of the evaluated school year

ACHIEVEMENT COMPONENT CALCULATION



ACHIEVEMENT COMPONENT RATING SCALE AND DESCRIPTIONS

DPR ACHIEVEMENT COMPONENT RATING SCALE AND DESCRIPTIONS	
Achievement Rate	Rating Description
Greater than or equal to 68%	Exceeds Standards
Greater than or equal to 32% but less than 68%	Meets Standards
Less than 32%	Does Not Meet Standards

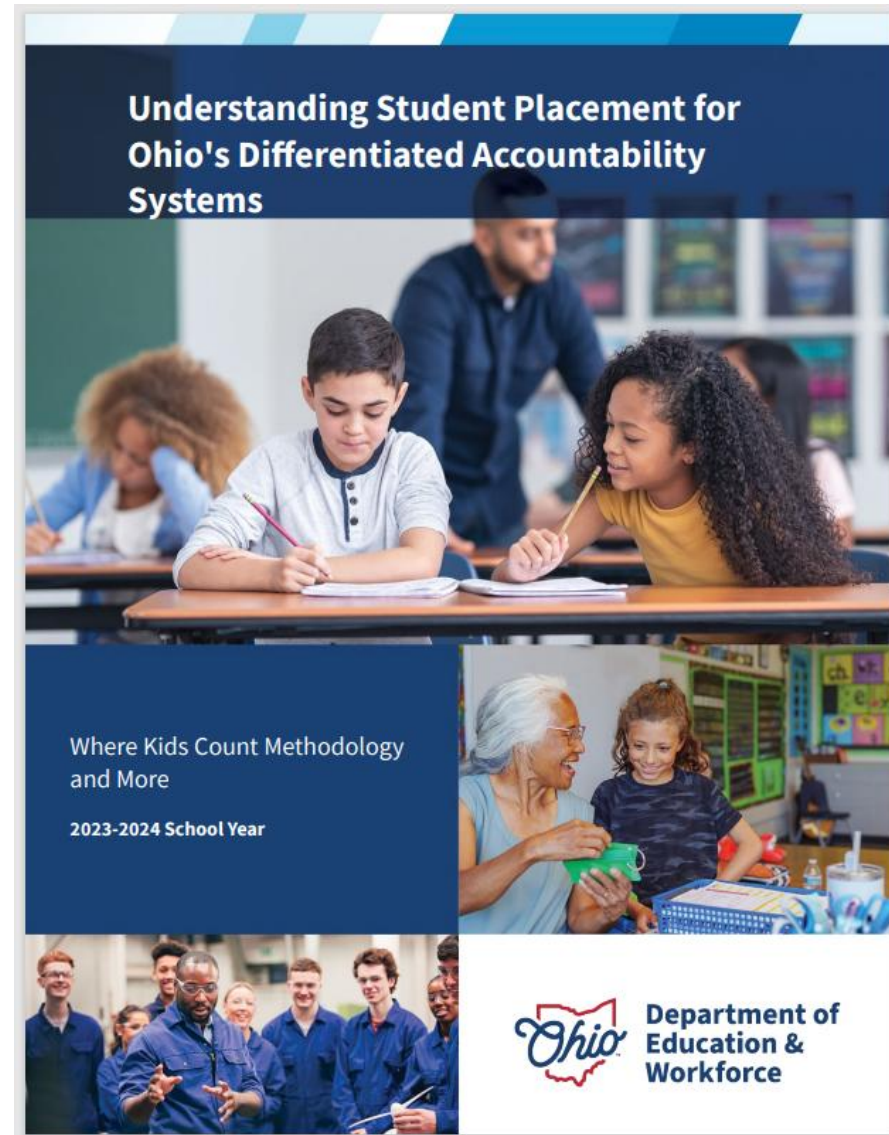
WHAT COUNTS IN THE **DPR ACHIEVEMENT** COMPONENT?

What students count in the High School Test Passage Measure?

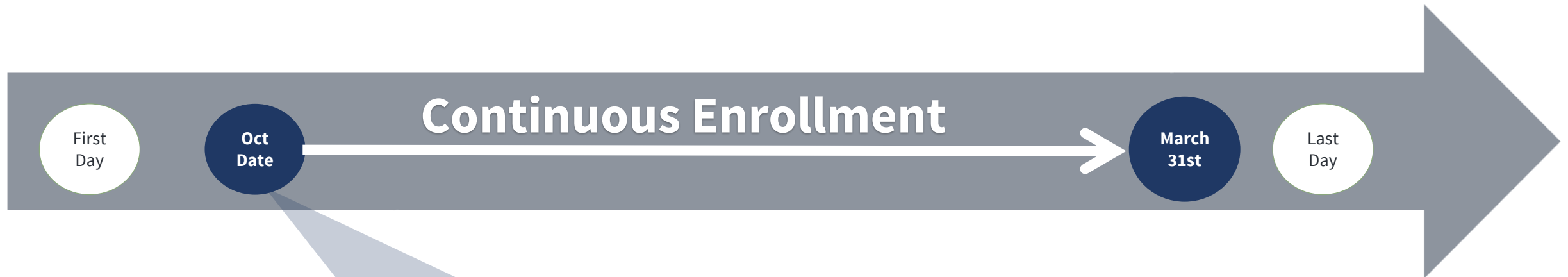
*Students who meet the criteria for
Where Kids Count and Grade Level
or Age criteria*

For the detailed business rules see the
[Understanding Student Placement for Ohio's
Differentiated Accountability Systems](#)
document.

For detailed EMIS reporting and a description
of the inclusion criteria, refer to Appendix A of
[Achievement Component](#) technical document.

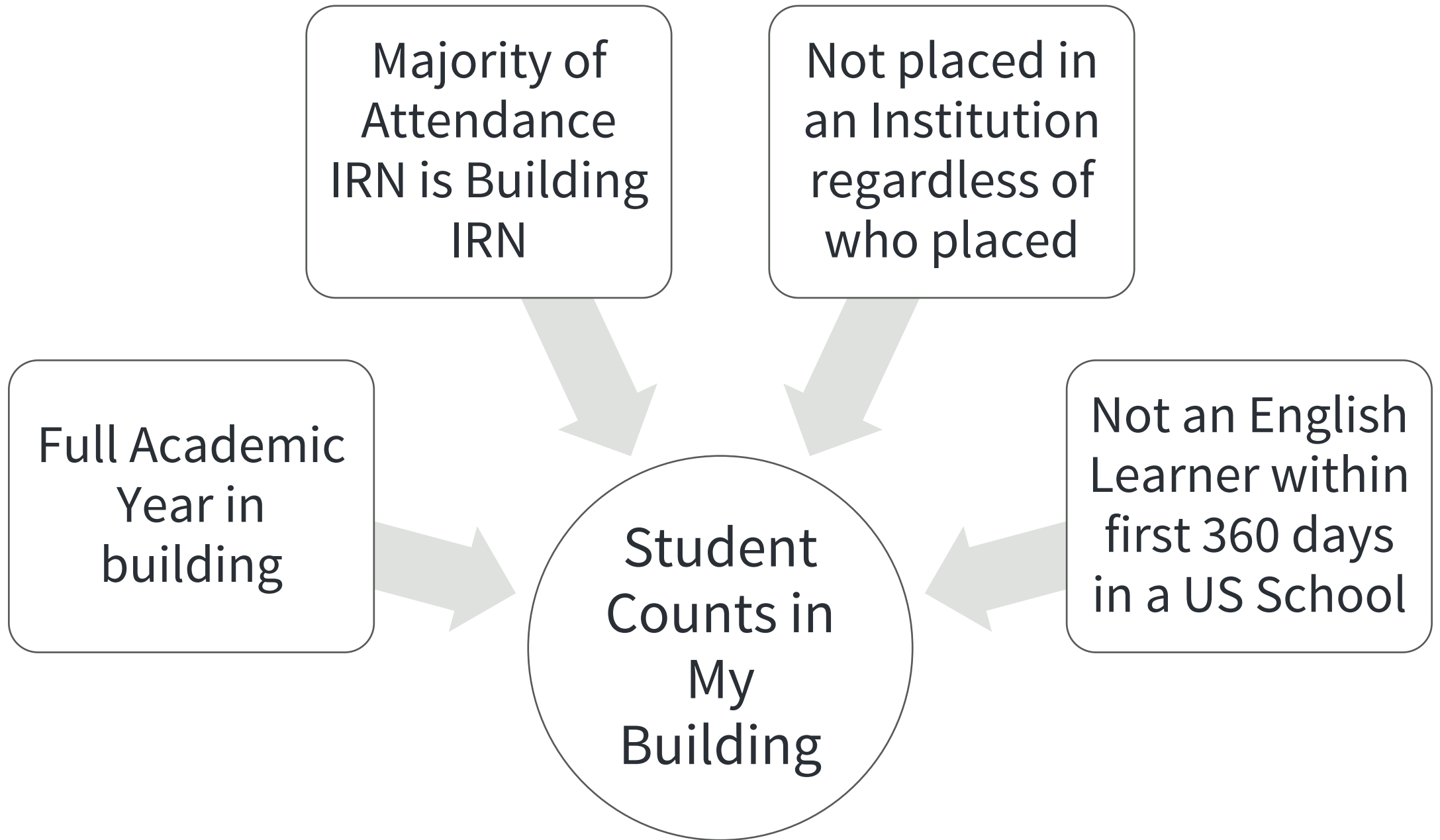


FULL ACADEMIC YEAR (FAY)



Enrolled in the building or district
by the Friday of the first full week
of October

Note: For the 2024-
2025 Report Cards this
would be 10/11/2024



What tests count in the High School Test Passage Measure?

End of Course Assessments (GE) Exams included in measure

- Algebra I or Integrated Mathematics I
- English Language Arts II

End of Course Assessments (GE) Exams Required to be taken:

- English Language Arts II
- Integrated Mathematics I or Algebra 1
- Integrated Mathematics II or Geometry
- Biology
- American History
- American Government

Minimum EOC Exam Score is 684

Integrated Mathematics I OR Algebra

English Language Arts II



VALIDATING DATA FOR THE **DPR** **ACHIEVEMENT** COMPONENT

POTENTIAL IMPACT ON DPR ACHIEVEMENT RATING

Example: Evergreen High School reported all students with a Majority of Attendance element equal to "*****". None of the students counted at the school level, so there was no High School Passage Rate Calculated?

Data Reporting Error

Measure	Percent	Weight	Weighted Percent
High School Passage Rate	%	x 100%	= %
Achievement Rate			NC

Correctly Reported Data

Measure	Percent	Weight	Weighted Percent
High School Passage Rate	68.7%	x 100%	= 68.7%
Achievement Rate			68.7%

DPR Achievement Rating Scale

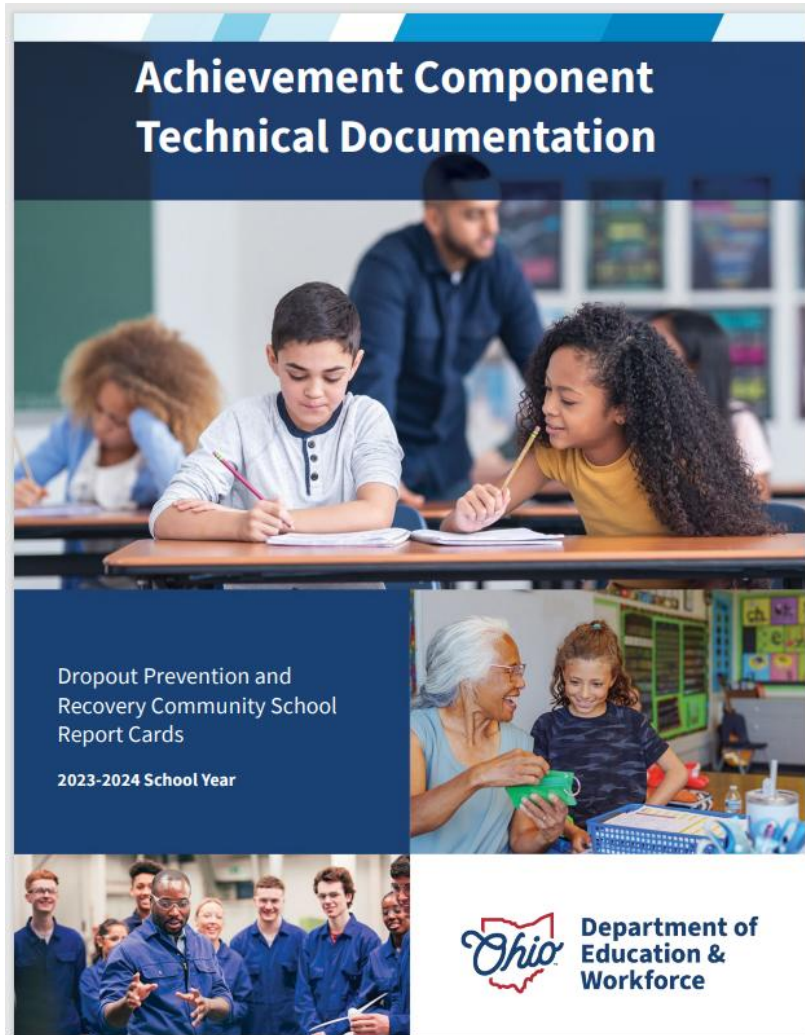
Achievement Rate	Rating Description
Greater than or equal to 68%	Exceeds Standards
Greater than or equal to 32% but less than 68%	Meets Standards
Less than 32%	Does Not Meet Standards

DPR Achievement Rating Scale

Achievement Rate	Rating Description
Greater than or equal to 68%	Exceeds Standards
Greater than or equal to 32% but less than 68%	Meets Standards
Less than 32%	Does Not Meet Standards





VALIDATE ACCOUNTABILITY BUSINESS RULES



ACHIEVEMENT

Achievement measures the percentage of twelfth-grade students and those close to their twenty-second birthday who have passed all applicable state high school achievement assessments.

- » [DPR Achievement Technical Document](#) 
- » [Deep Dive into the DPR Achievement Calculation](#)  | Video -- Coming
- » [Information about Ohio's Alternate Assessment Participation Waiver](#)

Data Manager Reports

- Currently no SSID Level Reports in Secure Data Center besides Graduation
- Data Manager sends reports directly to schools twice per week during EMIS reporting through Data Collector
 - Each report will have the SSID of the students and whether they are included in the denominator and/or numerator.
 - A second worksheet includes the Calculation information with the percentage of passed tests as well as how many tests taken and the number of passed tests.

QUESTIONS TO AIDE IN VALIDATING DATA RELATED TO ACHIEVEMENT COMPONENT

This is not meant to be an
all-inclusive list just a
starting point

- Who are the students counting in this measure?
- Was the student reported as a 12th grader at anytime during the school year?
- Is the student within 3 months of aging out of secondary education?

UPDATING THE STUDENT INFORMATION SOFTWARE (SIS), EXPORT DATA FROM SIS, UPLOAD TO DATA COLLECTOR, AND SUBMIT

- If you are not familiar with where this data must be updated, you will need to reach out to the EMIS Coordinator or your ITC
- *The Department can help with the Secure Data Center and the Data Collector, but any SIS-specific questions must be directed to your SIS Help Desk or ITC.*
- If you are not familiar with this process your EMIS Coordinator or your ITC will be able to assist.



CONTACT

ACCOUNTABILITY GENERAL CONTACT

accountability@education.ohio.gov

ACCOUNTABILITY OFFICE HOURS

The Office of Accountability is dedicated to help answer questions and provide trainings around Ohio's Report Cards for district staff members.

