

Achievement Component Technical Documentation



Traditional District and School
Report Cards

2023-2024 School Year



Department of
Education &
Workforce

Revision History

The revision history section provides a means for readers to easily navigate to the places where updates have occurred from prior years. Significant changes and updates are indicated through underlined blue text for additions and red text with strikethroughs for deletions. Minor changes- such as typos, formatting and grammar corrections are not marked.

Date	Effective	Description
9/10/2024	FY24	Added Chart for Final District and School Max Performance Index

[OHIO REVISED CODE](#) and [OHIO ADMINISTRATIVE CODE](#) require districts to report data to EMIS and to verify and approve all EMIS data. It should be reviewed and verified prior to the close of the [DIFFERENT DATA COLLECTIONS](#). This verification should include all relevant reports, including those in the Secure Data Center (SDC).

The Secure Data Center (SDC) is an interactive tool that allows districts to review data well before its final and the Report Cards are released. **The SDC is the main resource districts should use to review Report Card Data but not inclusive please verify all relevant reports from EMIS.**

Table 1: Breadcrumb Trail to Secure Data Center Reports for Districts to Review

Component	Measure	SDC Breadcrumb Trail
Achievement Component		Report Portal > Secure Data Center > Local Report Card > District (or School) Local Report Card > Achievement
	Performance Index	Report Portal > Secure Data Center > Test Results > District (or School) Test Results and Proficiency Levels
	Performance Indicators	Report Portal > Secure Data Center > Test Results > District (or School) Test Results and Proficiency Levels

TABLE OF CONTENTS

<i>Revision History</i>	1
<i>Introduction</i>	3
<i>Definitions</i>	3
First-Time Test Takers	3
Re-tester	3
<i>Business Rules</i>	3
Determining Students Included in this Component.....	3
Alternate Assessment Waiver	3
Untested Students	4
Assigning Tests to Performance Levels	5
Calculating points for each performance level.....	5
Accelerated students	5
<i>Performance Index</i>	7
Performance Index Percentage Calculation	7
<i>Performance Indicators –Report Only Data</i>	9
Performance Indicator Calculation Details.....	10
<i>Achievement Component Rating Calculations and Descriptions</i>	11
Example Component Calculations	12
APPENDIX A INCLUSION CRITERIA (EMIS)	13
APPENDIX B	18
Applicable AP/IB Substitute Tests with Score to Proficiency Level Conversions	18
APPENDIX C	20
Score not reported Reason and affect on Achievement Calculation	20

Introduction

The Achievement Component Technical Document is a comprehensive guide for understanding how academic achievement is measured on Ohio's traditional district and school report cards. It details two measures: the Performance Index and the Performance Indicators, with the former being used to assign the Achievement Component Rating. This document includes the business rules, calculation methods, and detailed inclusion criteria, ensuring transparency and clarity in the evaluation of student performance on Ohio's State Tests (OST). It serves as a crucial resource for educators and administrators in interpreting and utilizing report card data effectively.

Definitions

FIRST-TIME TEST TAKERS

A student is considered a first-time test-taker if they are taking the assessment for the first time, and they have a valid proficiency score level from taking the assessment reported. Additionally, students with a *Score Not Reported (FA235)* indicating the test was, for good cause, invalidated or the test was non-scoreable are the only valid reasons to be considered a first-time test-taker since the student took the assessment.

RE-TESTER

A student is considered a re-tester if they have previously taken the same assessment and received a valid proficiency level. However, 'Untested' is not considered a valid proficiency level in this context. Additionally, a student who previously took a substitute assessment (such as AP or IB) and is now testing on an end-of-course Assessment is not categorized as a re-tester.

Business Rules

DETERMINING STUDENTS INCLUDED IN THIS COMPONENT

[First-Time Test-takers](#) who meet the criteria for Where Kids Count business rules are included in this component. For the detailed business rules see the [Understanding Student Placement for Ohio's Differentiated Accountability Systems](#) document. For detailed EMIS reporting and a description of the inclusion criteria, refer to [Appendix A](#).

ALTERNATE ASSESSMENT WAIVER

Prior to 2017-2018, districts were subject to a 1.0% cap on alternate assessment scores that could count as Proficient or higher. The Every Student Succeeds Act (ESSA, 2015) limits the total number of students with the most significant cognitive disabilities who are assessed statewide with an alternate assessment to 1% of the total number of students in the state who are assessed. If a district exceeded its cap, scores were demoted from their "actual" level of 'Proficient', 'Accomplished' or 'Advanced' to the 'Basic' level and were counted at a weight of 0.6.

In 2018 and beyond, the 1.0% cap moved from districts to the state for the total number of students who participated in the alternate assessment. The agency received a [waiver](#) from the U.S. Department of Education in 2018 to test more than 1.0% of the total number of students who participated in the alternate assessment. From 2019 to 2023 the U.S. Department of Education approved extensions to the waiver.

In 2023-2024, the ESSA waiver continues to eliminate the demotion and all scores are included at their real performance level for alternate assessments.

UNTESTED STUDENTS

[Ohio Revised Code 3302.01\(A\)\(2\)](#) requires that untested students be included in the Performance Index calculation even though schools and districts receive zero points for them. To identify untested students, the Department must determine the total number of tests that should have been taken. Every student enrolled in a course with a corresponding test is required to take it. Starting in the 2021-2022 school year, tests in all subjects are included in the Performance Index calculation.

Ohio's current tests include:

- English language Arts and Math for grades 3-8.
- Science for grades 5 and 8.
- English language Arts II, Algebra I, Geometry, Integrated Math I and II, Biology, American History, and American Government at the high school level.
- Alternate Assessments for students with significant cognitive disabilities at all grades (3-8 and HS).

Additionally, students can take substitute tests in Advanced Placement (AP) and International Baccalaureate (IB) if they are enrolled in corresponding AP or IB courses. These substitute tests count toward graduation requirements for a seal. They have been included in the Performance Index calculation since the 2021-2022 school year. See [Appendix B](#) for the tests that are included in this calculation.

REPORTING UNTESTED STUDENTS:

Since every student enrolled in a course with a corresponding test is required to take the test, the district or school must report a reason for any student who fails to take the test. The *Score Not Reported (FA235)* can be found in the **Student Assessment Record (FA)** of the [EMIS manual](#).

Certain codes exclude the test from being included in the Performance Index calculation. However, if the Score Not Reported reason does not exclude the test, it will be included in the Performance Index calculation and considered 'Untested'. [Appendix C](#) can be used to determine whether an untested student will affect the calculation.

SPECIAL CASES:

In two cases *Score Not Reported (FA235) = I or S*, the student is considered to have tested, and the test is treated as a ‘Limited’ range test. For all other cases, the test either counts as a test not taken or is excluded from the calculation.

Remember, accurate reporting and inclusion of untested students play a crucial role in assessing school performance.

ASSIGNING TESTS TO PERFORMANCE LEVELS

After determining which tests to include, the tests are sorted into seven performance levels or ‘buckets’ based on the score ranges that align to the performance levels. The performance level ‘buckets’ include:

- Advanced Plus (Only applicable for accelerated students, see more below)
- Advanced
- Accomplished (*previously known as “Accelerated”*)
- Proficient
- Basic
- Limited
- Untested

Substitute tests taken in AP or IB courses are converted to the appropriate performance level bucket based on the crosswalk in [Appendix B](#).

CALCULATING POINTS FOR EACH PERFORMANCE LEVEL

Once all the tests are sorted to the appropriate performance level bucket, the percentage of tests that fall into each bucket is calculated and multiplied by the corresponding weight shown in the table below. This results in a weighted score for each performance level. The weighted scores for each performance level are summed to create an overall Performance Index Score.

Table 2: Weighting for each performance level

PERFORMANCE LEVEL	WEIGHT
Advanced Plus	1.3
Advanced	1.2
Accomplished	1.1
Proficient	1.0
Basic	0.6
Limited	0.3
Untested	0.0

ACCELERATED STUDENTS

[Ohio Revised Code 3302.01 \(A\)\(2\)](#) rewards schools and districts when a student with a Formal Written Acceleration Plan (WAP) tests in a higher grade level and scores Proficient or higher.

An example is a fifth grade student with a Formal Written Acceleration Plan taking a sixth grade math class. The student's score will be eligible to earn a bonus weight if it's 'Proficient or higher on the sixth grade math assessment.

The bonus weight is applied by increasing the performance level of any qualifying assessment:

- Proficient range will count as Accomplished
- Accomplished range will count as Advanced
- Advanced range will count as Advanced Plus

The Department uses the **Student Acceleration Record (FB)** of the [EMIS manual](#) from the current school year to determine which tests are eligible for the bonus weight. This record is reported for a student who is placed on a Written Acceleration Plan (WAP) for one or more subjects and has a referral from the district's Acceleration Evaluation Committee. If a student is whole grade accelerated or participated in early entrance to kindergarten, an acceleration record is reported as all subjects. All tests in social studies, mathematics, reading/writing and science are eligible for the bonus weight. If a student has a WAP for a single subject, then only that subject's assessment is eligible for the bonus weight. (for example, a student is a typical fourth grader for ELA, but is taking fifth grade math, and a FB Record is reported for math then only the fifth grade math test is eligible).

It is important to understand that an acceleration record must be reported **each year** that a student is accelerated for a particular subject. The Department only uses the **current year's** acceleration record for the purpose of determining who is eligible for the bonus weight. Students continue to be considered formally accelerated when taking high school end-of-course assessments as long as they remain ahead of their peers. As such, a student who was formally accelerated in elementary or middle school still will be eligible to earn the bonus weight on high school End of Course tests because they will take those tests one year earlier than a student on a "normal" trajectory.

If a student transfers to another district and continues to be accelerated the new district should report the acceleration record, so they will be eligible for the bonus weight on any tests taken in the accelerated subject(s).

An acceleration record stops being reported with *Accelerated Status Flag (FB100) = Y* if the student no longer is accelerated. For example, if a fourth-grade student with a WAP spent the 2022-2023 school year in fifth grade math, an acceleration record would have been reported for math in the 2022-2023 school year. If the district ends the student's acceleration designation in 2022-2023 so that they do not move ahead to sixth grade math in 2023-2024, an *Accelerated Status Flag (FB100) = N* record is reported for that school year. Students are required to take a test annually in third through eighth grade. A student who ends acceleration, takes the Ohio State Test (OST) that matches his or her grade level. This score is included in the Performance Index and appropriate test measure calculations.

Performance Index

The Performance Index measure uses the performance level results for students in third grade through high school on an Ohio State Tests (OST). The Performance Index score accounts for the level of achievement of every student, not just whether they are Proficient. Each test a student takes is assigned a performance level based on the test score, with higher test scores resulting in higher performance levels. Furthermore, higher performance levels receive larger weights in the calculation – but all achievement levels are included. More information about test performance levels is available in the [Understanding Ohio’s State Tests Reports](#) guidance document.

To receive a score on the Performance Index measure, a school or district must have at least ten (10) accountable students taking one or more Ohio State Assessments (OST) assessments. In cases where a school or district has fewer than ten unique students across all tested grades, the data will be masked, and no Performance Index Score will be calculated.

- **Code Sections:** [Ohio Revised Code 3302.01\(A\)](#) and [3302.03\(D\)\(1\)\(c\)](#)
- **N-Size:** ten accountable students taking one or more assessments
- **Subjects:** All subjects
- **Grades:** 3-8, high school
- **Tests:** 3-8 English language arts, math, and science, Algebra I, Geometry, Integrated Math I, Integrated Math II, ELA II, American History, American Government, Biology
- **Alternate Assessments Included:** Yes
- **Substitute Assessments Included:** Yes
- **Full Academic Year:** Yes
- **End of Course Retakes in the same school year:** Each subject’s end-of-course test counts only one time in each school year and the highest score from all attempts is the one that is used for report card purposes
- **End of Course Retakes in different school years:** End-of-course assessment retakes are not included if the previous assessment was already included for accountability purposes. Refer to the definition above on [Re-Testers](#). Retakes do not apply to the grade 3-8 assessments. Students who retake these assessments are included each time if all other accountability rules are met.

PERFORMANCE INDEX PERCENTAGE CALCULATION

The Performance Index calculation uses the numerator and denominator, as described above, to derive a Performance Index percentage for each school and district.

DENOMINATOR

Prior to the 2021-2022 school year, a Performance Index score of 120 points was considered a perfect score and ratings were assigned based on the percentage of points earned out of that maximum score of 120.

Starting in 2021-2022, the law established a new calculation to determine the maximum Performance Index score. It is derived by averaging the highest two percent of Performance Index Scores. This is done separately for schools and districts using the Performance Index Scores from the current school year. Community schools are included in the school-level calculation.

It is important to understand that because the law requires the Department to use **current** school year data, (i.e. the 2023-2024 maximum will be derived using the average of the highest two percent of school or district Performance Index scores from the 2023-2024 school year), the maximum Performance Index score will change throughout the reporting window. Additionally, Ohio state law also requires that summer third grade English language arts (ELA) scores are included in Report Card calculations. When all applicable reporting windows close, and all appeals are processed, the final maximum score will be calculated.

Table 5: District Maximum Performance Index

Year	Maximum Performance Index
2021-2022	107.254
2022-2023	108.791
2023-2024	109.261

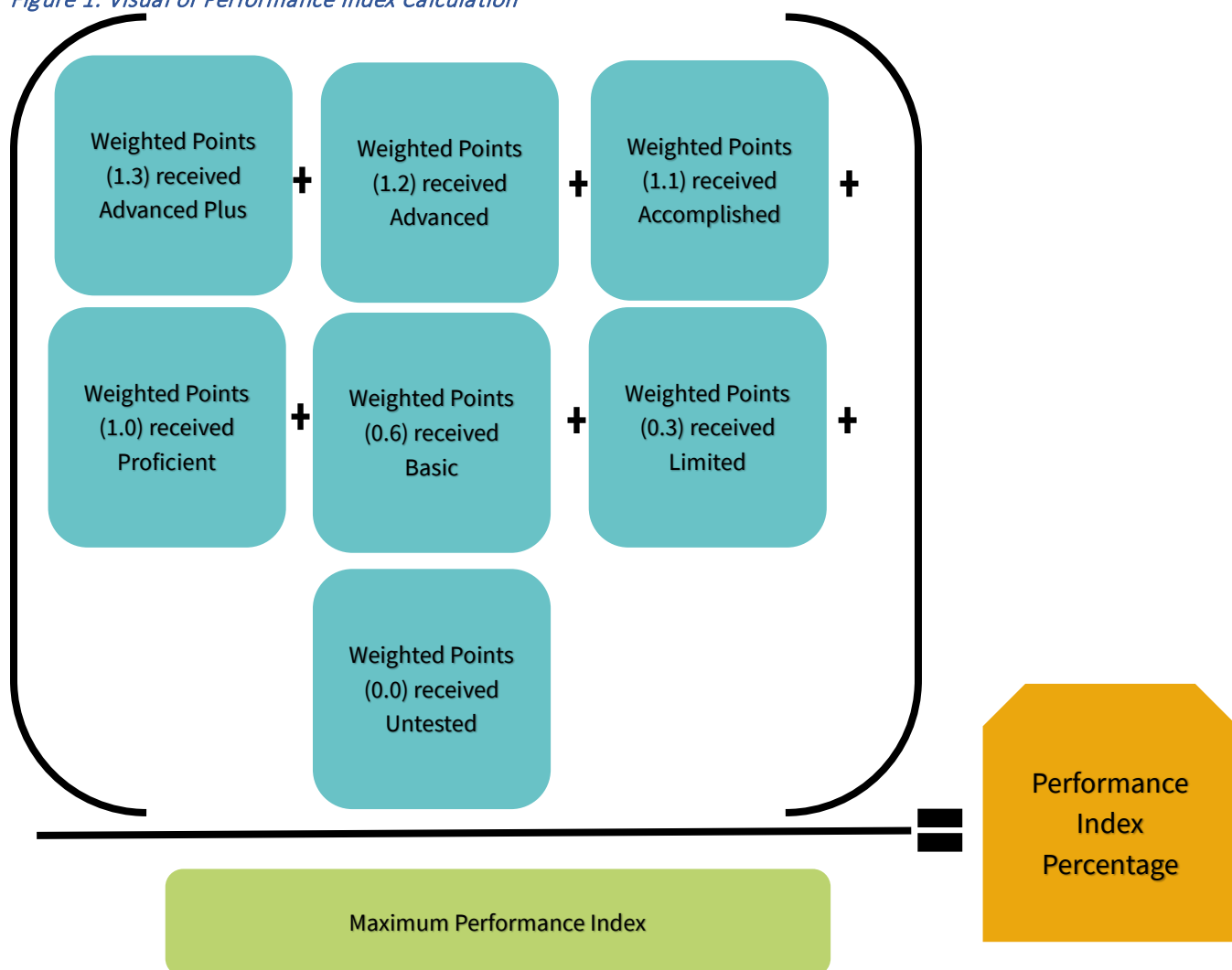
Table 6: School Maximum Performance Index

Year	Maximum Performance Index
2021-2022	109.130
2022-2023	110.325
2023-2024	110.488

NUMERATOR

The weighted scores for each performance level are summed to create an overall Performance Index Score.

Figure 1: Visual of Performance Index Calculation



Performance Indicators –Report Only Data

The Performance Indicators measure is a report-only measure meaning the data does not factor into the rating determination. The Performance Indicators measure reports the percentage of students who take a test and earn a performance level of Proficient or higher. Each individual subject test indicator is calculated separately.

A school or district must have at least ten accountable students with valid scores for a percentage to be calculated. Any indicator with less than ten scores will not be calculated or displayed.

- **Code Sections:** [Ohio Revised Code 3302.02\(A\)](#)
- **N-Size:** ten accountable Ohio State tests (OST) in each grade and subject
- **Subjects:** All subjects
- **Grades:** 3-8, high school

- **Tests:** 3-8 English language arts and math, science in grades 5 and 8, Algebra I, Geometry, Integrated Math I, Integrated Math II, ELA II, American History, American Government, Biology
- **Alternate Assessments Included:** Yes
- **Substitute Assessments Included:** Yes
- **Full Academic Year:** Yes
- **End of Course Retakes in the same school year:** Each subject's end-of-course (EOC) test counts only one time each school year and the highest score from all attempts is used for report card purposes
- **End of Course Retakes in different school years:** End-of-course (EOC) assessment retakes are not included if the previous assessment was already included for accountability purposes. Refer to the definition above on [Re-Testers](#). Retakes do not apply to the 3-8 assessments. Students who retake these assessments are included each time if accountability rules are met.

PERFORMANCE INDICATOR CALCULATION DETAILS

The Performance Indicator calculation uses the numerator and denominator, as described above, to derive a proficiency percentage for each grade per subject. Each performance indicator represents the percentage of students who scored at or above the Proficient level out of the students who took each test.

DENOMINATOR

Total number of students per test who meet the inclusion criteria, including students who took the Alternate Assessment or an approved substitute assessment and have a valid score.

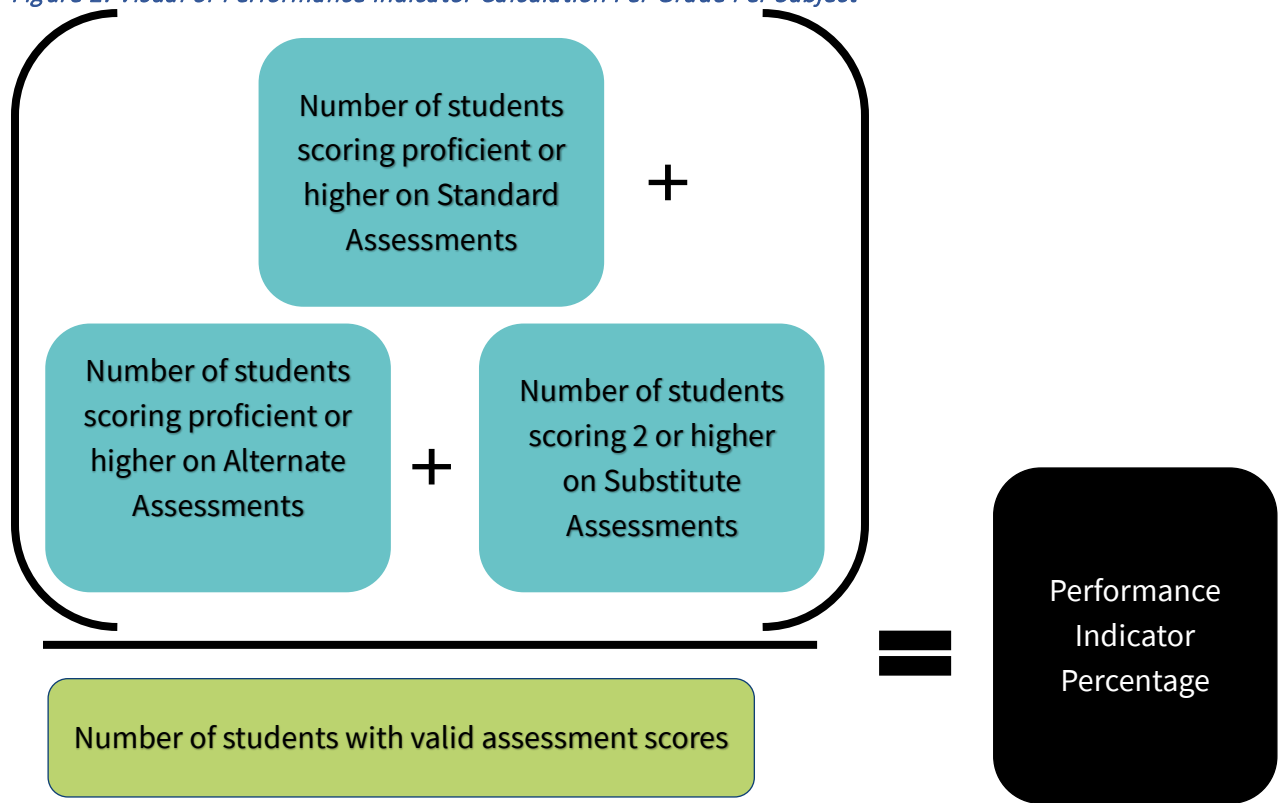
For each subject/grade level test, this is a count of students who took the test. The testing records included are *Assessment Test Type (FA060) = STR* and the *Score (FA240) ≠ **** and *Assessment Test Type (FA060) = ALT* and the *Score (FA240) ≠ ****.

For high school science and social studies end-of-course assessments, students are also included if they take one of the approved substitute assessments. The list of the assessments can be found in [Appendix B](#). The assessments used for this calculation are also used for the Performance Index Score.

NUMERATOR

Total number of students per test who meet the inclusion criteria and score Proficient or higher are summed to create an overall Performance Indicator Score per grade per subject.

Figure 2: Visual of Performance Indicator Calculation Per Grade Per Subject



Achievement Component Rating Calculations and Descriptions

The Achievement Component for schools and districts is rated solely based on the Performance Index Percentage found in the Performance Index measure as shown in the table below.

Figure 3: Visual of Achievement Component Calculation

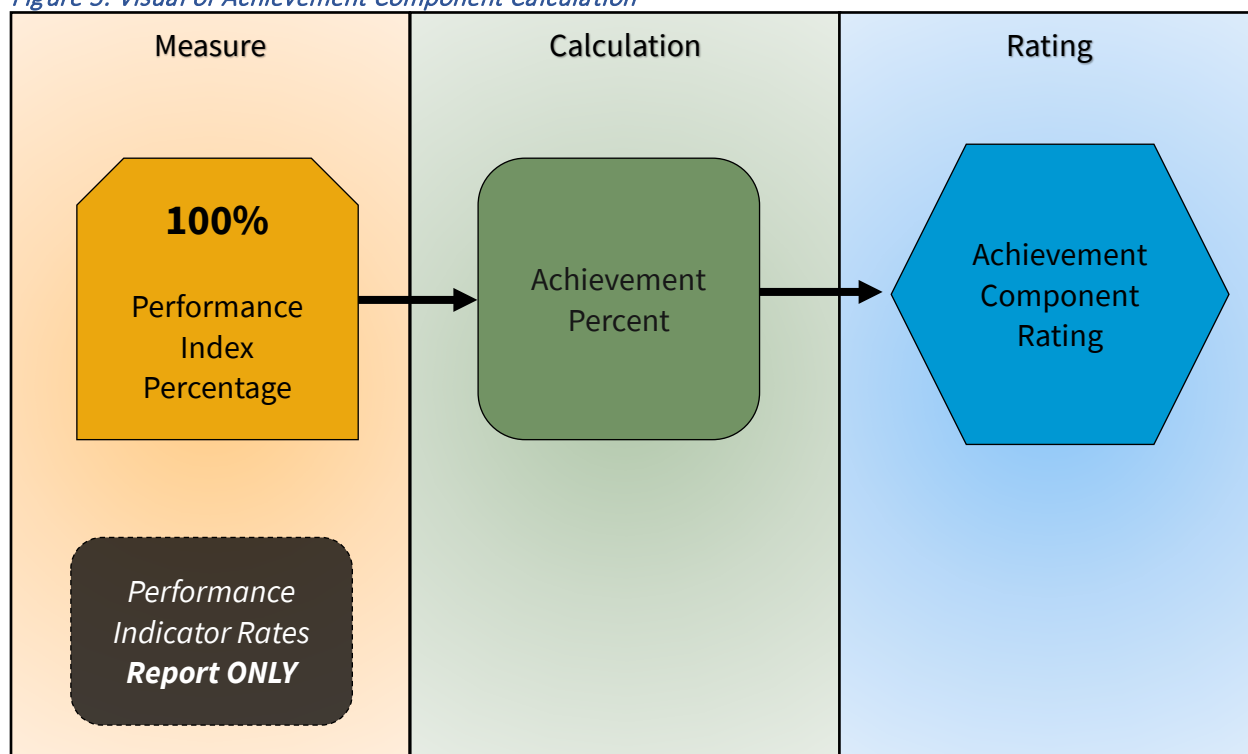


Table 2: Achievement Component Rating Scale and Descriptions

ACHIEVEMENT COMPONENT RATING SCALE AND DESCRIPTIONS		
Percentage of Maximum Points Earned	Rating	Rating Description
Greater than or equal to 90% of maximum score	5 Stars	Significantly exceeds state standards in academic achievement
Greater than or equal to 80% but less than 90% of maximum score	4 Stars	Exceeds state standards in academic achievement
Greater than or equal to 70% but less than 80% of maximum score	3 Stars	Meets state standards in academic achievement
Greater than or equal to 50% but less than 70% of maximum score	2 Stars	Needs support to meet state standards in academic achievement
Less than 50% of maximum score	1 Star	Needs significant support to meet state standards in academic achievement

EXAMPLE COMPONENT CALCULATIONS

Example 1: School with Performance Index Percentage

Measure	Percentage	Weight	Weighted Percentage
Performance Index Percentage	82%	1.00	82%
Performance Indicators	NA	NA	NA
TOTAL WEIGHTED PERCENTAGE			82% = "4 Stars"

Appendix A Inclusion Criteria (EMIS)

Students will count at the **educating building/district** for the Achievement Component if the students are reported in the Education Management Information System (EMIS) with the following:

IF the students are reported in the Education Management Information System (EMIS) with the following:

Majority of Attendance IRN Element (FN220) = educating building/district IRN (Students are enrolled in the educating district for a [full academic year \(FAY\)](#)) **AND** Student generates base Full Time Equivalency (FTE) for dates included in FAY- See EMIS Validation and Report Explanation on [FTE Reports](#) for more detailed information **AND** [First-time Test-Taker](#) as described in definition above and [Re-testers](#) in Grades 3-8 **AND** *Test Grade Level (FA200) = 03,04,05,06,07,08,09,10,11,12,13, or 23* **AND** *Assessment Type Code (FA060) = GN, GE, GA, GX, AP, or IB* **AND** *Assessment Area Code (FA205) = ELA, M, R, S, ALG1, GOVM, HIST, BIOL, ELA2, GEOM, MTH1, MTH2, C, AP02, AP05, AP35, AP36, AP23, AP23, AP24, AP32, AP33, IB10, IB50, IB12, IB52, IB16, IB56, IB58, IB49, IB77, IB93, IB94, IB91, IB92 or IB26* **AND** *Test Date (FA210) = 20XX07 – 20XX05* **AND** *Score Not Reported (FA235) = A, B, C, D, E, F, I, P, or S*

NOTE: Test Date indicating that the test was taken between July of prior year through May of current year.

OR

Majority of Attendance IRN Element (FN220) = educating building/district IRN (Students are enrolled in the educating district for a [full academic year \(FAY\)](#)) **AND** Student generates base FTE for dates included in FAY **AND** *District Relationship Element (FS140) = 1* **AND** *Sent Reason Element (FS200 or FS230) = EX or NP* **AND** *Sent Reason Percent of Time (FS220 or FS250) >0* **AND** [First-time Test-Taker](#) as described in definition above and [Re-testers](#) in Grades 3-8 **AND** *Test Grade Level (FA200) = 03,04,05,06,07,08,09,10,11,12,13, or 23* **AND** *Assessment Type Code (FA060) = GN, GE, GA, GX, AP, or IB* **AND** *Assessment Area Code (FA205) = ELA, M, R, S, ALG1, GOVM, HIST, BIOL, ELA2, GEOM, MTH1, MTH2, C, AP02, AP05, AP35, AP36, AP23, AP23, AP24, AP32, AP33, IB10, IB50, IB12, IB52, IB16, IB56, IB58, IB49, IB77, IB93, IB94, IB91, IB92 or IB26*

AND *Test Date (FA210) = 20XX07 – 20XX05* **AND** *Score Not Reported (FA235) = A, B, C, D, E, F, I, P, or S*

NOTE: Test Date indicating that the test was taken between July of prior year through May of current year.

OR

Majority of Attendance IRN Element (FN220) = educating building/district IRN (Students are enrolled in the educating district for a [full academic year \(FAY\)](#)) **AND** Student generates base

FTE for dates included in FAY **AND** *District Relationship Element (FS140) = 1 AND_Sent Reason Element (FS200 or FS230) = PI or PS AND [First-time Test-Taker](#) as described in definition above and [Re-testers](#) in Grades 3-8 **AND** *Test Grade Level (FA200) =**

03,04,05,06,07,08,09,10,11,12,13, or 23 AND Assessment Type Code (FA060) = GN, GE, GA, GX, AP, or IB AND Assessment Area Code (FA205) = ELA, M, R, S, ALG1, GOVM, HIST, BIOL, ELA2, GEOM, MTH1, MTH2, C, AP02, AP05, AP35, AP36, AP23, AP23, AP24, AP32, AP33, IB10, IB50, IB12, IB52, IB16, IB56, IB58, IB49, IB77, IB93, IB94, IB91, IB92 or IB26 AND Test Date (FA210) = 20XX07 – 20XX05 AND Score Not Reported (FA235) = A, B, C, D, E, F, I, P, or S

NOTE: Test Date indicating that the test was taken between July of prior year through May of current year.

NOTE: Whether a student is expelled for the entire FAY time period or only a portion of that time, if they are being educated or receiving services for the duration of the expulsion, then they have met FAY criteria and are included in the denominator.

Students will count at the **sending district** for the Achievement Component if the students are reported in the Education Management Information System (EMIS) with the following by the educating district:

IF the students are reported in the Education Management Information System (EMIS) with the following:

Educating District reports: *Majority of Attendance IRN Element (FN220) = educating building/district IRN* (Students are enrolled in the educating district for a [full academic year \(FAY\)](#)) **AND** Sending District reports: *Sent Reason Element (FS200 or FS230) = CR, CT, JV, MR, or OS PS AND [First-time Test-Taker](#) as described in definition above and [Re-testers](#) in Grades 3-8 **AND** *Test Grade Level (FA200) = 03,04,05,06,07,08,09,10,11,12,13, or 23 AND Assessment Type Code (FA060) = GN, GE, GA, GX, AP, or IB AND Assessment Area Code (FA205) = ELA, M, R, S, ALG1, GOVM, HIST, BIOL, ELA2, GEOM, MTH1, MTH2, C, AP02, AP05, AP35, AP36, AP23, AP23, AP24, AP32, AP33, IB10, IB50, IB12, IB52, IB16, IB56, IB58, IB49, IB77, IB93, IB94, IB91, IB92 or IB26**

AND Test Date (FA210) = 20XX07 – 20XX05 AND Score Not Reported (FA235) = A, B, C, D, E, F, I, P, or S

NOTE: Test Date indicating that the test was taken between July of prior year through May of current year.

OR

Students sent to a special education cooperative program at another district. These students will be included in the sending district's calculation **only** based upon the data reported by the district educating the student. The educating district would report the students with a *How Received Element (FS180) = B PS AND [First-time Test-Taker](#)* as described in definition above and [Re-testers](#) in Grades 3-8 **AND** *Test Grade Level (FA200) =*

03,04,05,06,07,08,09,10,11,12,13, or 23 AND Assessment Type Code (FA060) = GN, GE, GA,

GX, AP, or IB AND Assessment Area Code (FA205) = ELA, M, R, S, ALG1, GOVM, HIST, BIOL, ELA2, GEOM, MTH1, MTH2, C, AP02, AP05, AP35, AP36, AP23, AP23, AP24, AP32, AP33, IB10, IB50, IB12, IB52, IB16, IB56, IB58, IB49, IB77, IB93, IB94, IB91, IB92 or IB26 AND Test Date (FA210) = 20XX07 – 20XX05 AND Score Not Reported (FA235) = A, B, C, D, E, F, I, P, or S

NOTE: Test Date indicating that the test was taken between July of prior year through May of current year.

OR

For *How Received Element (FS180) = K*, the student counts at the STEM school. For district accountability, the student is moved from the STEM school to the student's resident district for independent STEM schools or to the educating district for STEM schools operated by a traditional school district **PS AND [First-time Test-Taker](#)** as described in definition above and **[Re-testers](#)** in Grades 3-8 **AND Test Grade Level (FA200) = 03,04,05,06,07,08,09,10,11,12,13, or 23 AND Assessment Type Code (FA060) = GN, GE, GA, GX, AP, or IB AND Assessment Area Code (FA205) = ELA, M, R, S, ALG1, GOVM, HIST, BIOL, ELA2, GEOM, MTH1, MTH2, C, AP02, AP05, AP35, AP36, AP23, AP23, AP24, AP32, AP33, IB10, IB50, IB12, IB52, IB16, IB56, IB58, IB49, IB77, IB93, IB94, IB91, IB92 or IB26**

AND Test Date (FA210) = 20XX07 – 20XX05 AND Score Not Reported (FA235) = A, B, C, D, E, F, I, P, or S

NOTE: Test Date indicating that the test was taken between July of prior year through May of current year.

Students will count at the **state level district** for the Achievement Component if the students are reported in the Education Management Information System (EMIS) with the following by the educating district:

*Majority of Attendance IRN Element (FN220) = ***** PS AND [First-time Test-Taker](#)* as described in definition above and **[Re-testers](#)** in Grades 3-8 **AND Test Grade Level (FA200) =**

03,04,05,06,07,08,09,10,11,12,13, or 23 AND Assessment Type Code (FA060) = GN, GE, GA, GX, AP, or IB AND Assessment Area Code (FA205) = ELA, M, R, S, ALG1, GOVM, HIST, BIOL, ELA2, GEOM, MTH1, MTH2, C, AP02, AP05, AP35, AP36, AP23, AP23, AP24, AP32, AP33, IB10, IB50, IB12, IB52, IB16, IB56, IB58, IB49, IB77, IB93, IB94, IB91, IB92 or IB26

AND Test Date (FA210) = 20XX07 – 20XX05 AND Score Not Reported (FA235) = A, B, C, D, E, F, I, P, or S

NOTE: Test Date indicating that the test was taken between July of prior year through May of current year.

OR

Students reported with a *How Received Element (FS180) = P, Q, or T PS AND [First-time Test-Taker](#)* as described in definition above and **[Re-testers](#)** in Grades 3-8 **AND Test Grade Level (FA200) = 03,04,05,06,07,08,09,10,11,12,13, or 23 AND Assessment Type Code (FA060) = GN, GE, GA, GX, AP, or IB AND Assessment Area Code (FA205) = ELA, M, R, S, ALG1, GOVM, HIST,**

BIOL, ELA2, GEOM, MTH1, MTH2, C, AP02, AP05, AP35, AP36, AP23, AP23, AP24, AP32, AP33, IB10, IB50, IB12, IB52, IB16, IB56, IB58, IB49, IB77, IB93, IB94, IB91, IB92 or IB26 AND Test Date (FA210) = 20XX07 – 20XX05 AND Score Not Reported (FA235) = A, B, C, D, E, F, I, P, or S

NOTE: Test Date indicating that the test was taken between July of prior year through May of current year.

OR

Students with Sent Reason 1 or 2 (FS200 or FS230) = AU, CE, CI, JP, or NI PS AND [First-time Test-Taker](#) as described in definition above and [Re-testers](#) in Grades 3-8 AND Test Grade Level (FA200) = 03,04,05,06,07,08,09,10,11,12,13, or 23 AND Assessment Type Code (FA060) = GN, GE, GA, GX, AP, or IB AND Assessment Area Code (FA205) = ELA, M, R, S, ALG1, GOVM, HIST, BIOL, ELA2, GEOM, MTH1, MTH2, C, AP02, AP05, AP35, AP36, AP23, AP23, AP24, AP32, AP33, IB10, IB50, IB12, IB52, IB16, IB56, IB58, IB49, IB77, IB93, IB94, IB91, IB92 or IB26 AND Test Date (FA210) = 20XX07 – 20XX05 AND Score Not Reported (FA235) = A, B, C, D, E, F, I, P, or S

NOTE: Test Date indicating that the test was taken between July of prior year through May of current year.

OR

District Relationship Element (FS140) = 1 AND Sent Reason Element (FS200 or FS230) = EX AND Sent Reason Percent of Time (FS220 or FS250) = 0 PS AND [First-time Test-Taker](#) as described in definition above and [Re-testers](#) in Grades 3-8 AND Test Grade Level (FA200) = 03,04,05,06,07,08,09,10,11,12,13, or 23 AND Assessment Type Code (FA060) = GN, GE, GA, GX, AP, or IB AND Assessment Area Code (FA205) = ELA, M, R, S, ALG1, GOVM, HIST, BIOL, ELA2, GEOM, MTH1, MTH2, C, AP02, AP05, AP35, AP36, AP23, AP23, AP24, AP32, AP33, IB10, IB50, IB12, IB52, IB16, IB56, IB58, IB49, IB77, IB93, IB94, IB91, IB92 or IB26 AND Test Date (FA210) = 20XX07 – 20XX05 AND Score Not Reported (FA235) = A, B, C, D, E, F, I, P, or S

NOTE: Test Date indicating that the test was taken between July of prior year through May of current year.

OR

Students with EL Status Element (FD170) = L and S who have been in US schools for fewer than 360 school days (or the equivalent of two school years) PS AND [First-time Test-Taker](#) as described in definition above and [Re-testers](#) in Grades 3-8 AND Test Grade Level (FA200) = 03,04,05,06,07,08,09,10,11,12,13, or 23 AND Assessment Type Code (FA060) = GN, GE, GA, GX, AP, or IB AND Assessment Area Code (FA205) = ELA, M, R, S, ALG1, GOVM, HIST, BIOL, ELA2, GEOM, MTH1, MTH2, C, AP02, AP05, AP35, AP36, AP23, AP23, AP24, AP32, AP33, IB10, IB50, IB12, IB52, IB16, IB56, IB58, IB49, IB77, IB93, IB94, IB91, IB92 or IB26 AND Test Date (FA210) = 20XX07 – 20XX05 AND Score Not Reported (FA235) = A, B, C, D, E, F, I, P, or S

NOTE: Test Date indicating that the test was taken between July of prior year through May of current year.

OR

Students reported with *Foreign Exchange Student Element (FD190)* = **Y**, who have been in US schools less than 180 days. If SSID is found in a prior year, will count at the building/district level if all other criteria are met **PS AND [First-time Test-Taker](#)** as described in definition above and [Re-testers](#) in Grades 3-8 **AND Test Grade Level (FA200)** =

03,04,05,06,07,08,09,10,11,12,13, or 23 AND Assessment Type Code (FA060) = GN, GE, GA, GX, AP, or IB AND Assessment Area Code (FA205) = ELA, M, R, S, ALG1, GOVM, HIST, BIOL, ELA2, GEOM, MTH1, MTH2, C, AP02, AP05, AP35, AP36, AP23, AP23, AP24, AP32, AP33, IB10, IB50, IB12, IB52, IB16, IB56, IB58, IB49, IB77, IB93, IB94, IB91, IB92 or IB26 AND Test Date (FA210) = 20XX07 – 20XX05 AND Score Not Reported (FA235) = A, B, C, D, E, F, I, P, or S

NOTE: Test Date indicating that the test was taken between July of prior year through May of current year.

Appendix B

APPLICABLE AP/IB SUBSTITUTE TESTS WITH SCORE TO PROFICIENCY LEVEL CONVERSIONS

TEST CODE	SUBJECT	UNTESTED	LIMITED	BASIC	PROFICIENT	ACCOMPLISHED	ADVANCED
AP02	Biology	Test was required, but was not taken	1	N/A	2	3	4 or 5
AP05	Chemistry	Test was required, but was not taken	1	N/A	2	3	4 or 5
AP35	Physics 1	Test was required, but was not taken	1	N/A	2	3	4 or 5
AP36	Physics 2	Test was required, but was not taken	1	N/A	2	3	4 or 5
AP23	Physics C: Electricity and Magnetism	Test was required, but was not taken	1	N/A	2	3	4 or 5
AP24	Physics C: Mechanics	Test was required, but was not taken	1	N/A	2	3	4 or 5
IB10	Biology Higher Level	Test was required, but was not taken	1	N/A	2 or 3	4 or 5	6 or 7
IB50	Biology Standard Level	Test was required, but was not taken	1	N/A	2 or 3	4 or 5	6 or 7
IB12	Chemistry - Higher Level	Test was required, but was not taken	1	N/A	2 or 3	4 or 5	6 or 7
IB52	Chemistry - Standard Level	Test was required, but was not taken	1	N/A	2 or 3	4 or 5	6 or 7
IB16	Design Technology - Higher Level	Test was required, but was not taken	1	N/A	2 or 3	4 or 5	6 or 7
IB 56	Design Technology - Standard Level	Test was required, but was not taken	1	N/A	2 or 3	4 or 5	6 or 7

TEST CODE	SUBJECT	UNTESTED	LIMITED	BASIC	PROFICIENT	ACCOMPLISHED	ADVANCED
IB 58	Environmental Systems and Societies - Standard Level	Test was required, but was not taken	1	N/A	2 or 3	4 or 5	6 or 7
IB 49	Physics - Higher Level	Test was required, but was not taken	1	N/A	2 or 3	4 or 5	6 or 7
IB 77	Physics - Standard Level	Test was required, but was not taken	1	N/A	2 or 3	4 or 5	6 or 7
IB 93	Sports, Exercise and Health Science - Higher Level	Test was required, but was not taken	1	N/A	2 or 3	4 or 5	6 or 7
IB 94	Sports, Exercise and Health Science - Standard Level	Test was required, but was not taken	1	N/A	2 or 3	4 or 5	6 or 7
AP33	U.S. History	Test was required, but was not taken	1	N/A	2	3	4 or 5
IB26	History 2: Americas Higher Level	Test was required, but was not taken	1	N/A	2 or 3	4 or 5	6 or 7
AP32	U.S. Government and Politics	Test was required, but was not taken	1	N/A	2	3	4 or 5
IB91	Global Politics Higher Level	Test was required, but was not taken	1	N/A	2 or 3	4 or 5	6 or 7
IB92	Global Politics Standard Level	Test was required, but was not taken	1	N/A	2 or 3	4 or 5	6 or 7

Appendix C

SCORE NOT REPORTED REASON AND AFFECT ON ACHIEVEMENT CALCULATION

CODE	DESCRIPTION	STATUS
A	Medical Reason – Used when a student fails to test because of an ongoing medical condition	Included in the denominator as a test not taken – zero points earned
B	Parent Refusal	Included in the denominator as a test not taken – zero points earned
C	Student Refusal	Included in the denominator as a test not taken – zero points earned
D	Suspension/Expulsion	Included in the denominator as a test not taken – zero points earned
E	Absent during the test administration window	Included in the denominator as a test not taken – zero points earned
F	Other (reason not listed)	Included in the denominator as a test not taken – zero points earned
G	EOC assessment (GE) not given for the course in which the student is enrolled within this district, includes courses that span multiple years	Test NOT included in the denominator of the calculation
H	SSID for this student appears on the assessment vendor file due to data error; student with this SSID was not required to be assessed	Test NOT included in the denominator of the calculation
I	Student took the test, but it was, for good cause, invalidated	Included in the denominator as a test that was taken in the Limited range
J	Student moved in or out of the district before the test was administered	Test NOT included in the denominator of the calculation
K	Test not required due to part time student status, home school, non-public school or not enrolled in a course for this assessment/subject area	Test NOT included in the denominator of the calculation
M	Medical Emergency**	Test NOT included in the denominator of the calculation
N	Student taking subject above grade level, no subject test at the higher grade	Test NOT included in the denominator of the calculation

P	Due to timing of the alternate assessment determination	Included in the denominator as a test not taken – zero points earned
S	Non-scorable assessment (used only for students taking the alternate assessment for students with significant cognitive disabilities)	Included in the denominator as a test that was taken in the Limited range
W	Assessment score not reported because student received graduation credit due to course completion prior to end-of-course assessment availability. or due to an assessment administration being canceled due to the COVID-19 ordered school building closure in school year 19-20 or due to the COVID-19 flexibility for juniors and seniors in 20-21	Test NOT included in the denominator of the calculation
X	Assessment score not reported because the student received graduation credit for the assessment due to completion of a dual credit course	Test NOT included in the denominator of the calculation
Y	Student transferred in with the course already completed	Test NOT included in the denominator of the calculation
2	Assessment score not reported because the student received graduation credit for an alternative non-public school EOC assessment prior to public district enrollment	Test NOT included in the denominator of the calculation
5	Student assessed but results not available from the assessment vendor by the close of the collection	Included in the denominator as a test not taken – zero points earned

*****The “M” code (Medical Emergency) is not reported by districts. When the Ohio Department of Education and Workforce grants a medical emergency waiver for a student, the agency uses this code internally to denote that the student was ‘excused’ from testing.***