

Early Learning and Development Standards

Overview Training Registration and Access

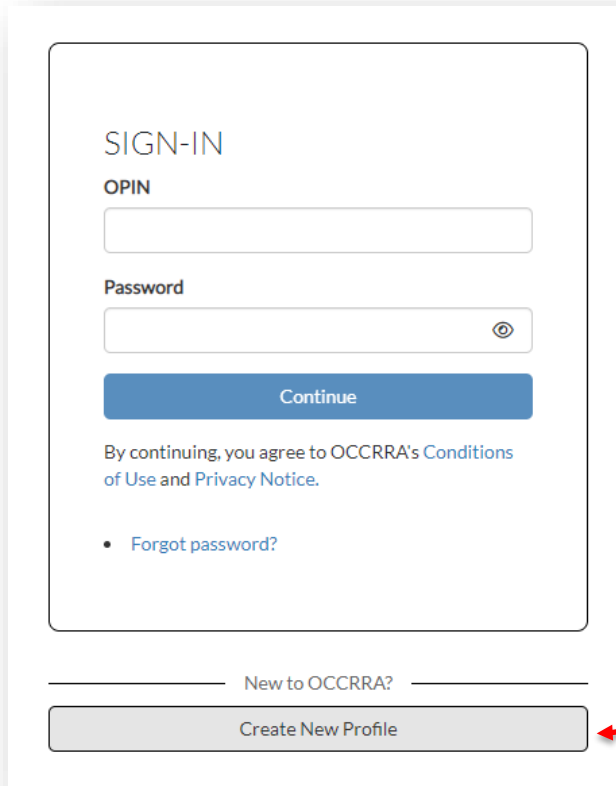
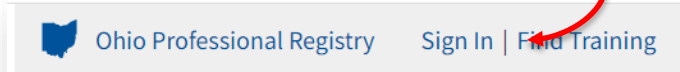
Accessing the Early Learning and Development Standards Overview Training



Step 1: Register through the Ohio Professional Registry Profile

Sign into

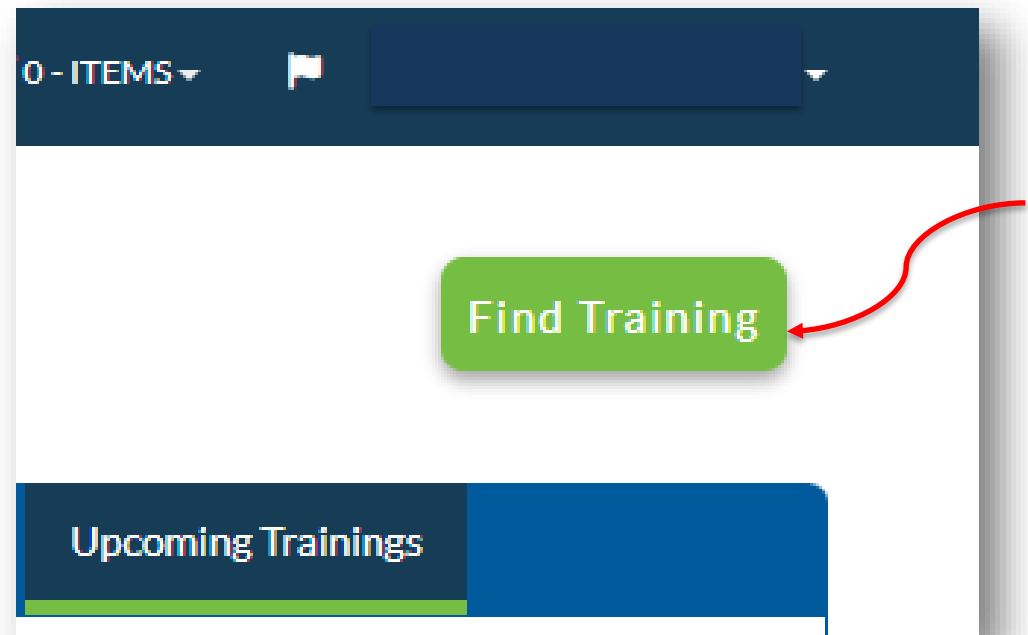
<https://registry.occrra.org/>.

A sign-in form titled "SIGN-IN" with the sub-label "OPIN". It contains two input fields: "OPIN" and "Password". Below the password field is a blue "Continue" button. Underneath the button, it says "By continuing, you agree to OCCRRA's Conditions of Use and Privacy Notice." and provides a link for "Forgot password?". At the bottom of the form, there is a link "New to OCCRRA?" and a grey button labeled "Create New Profile". A red arrow points from the "Create New Profile" button to the explanatory text on the right.

If you do not have a profile in the Ohio Professional Registry, you can create one and then register for the training.

Step 2: Click on the green *Find Training* button

Once signed in, click on the green *Find Training* button at the upper right of your Profile page.



Step 3: Find the Training

Enter **ST10129633** in the Search bar and click *Search*.



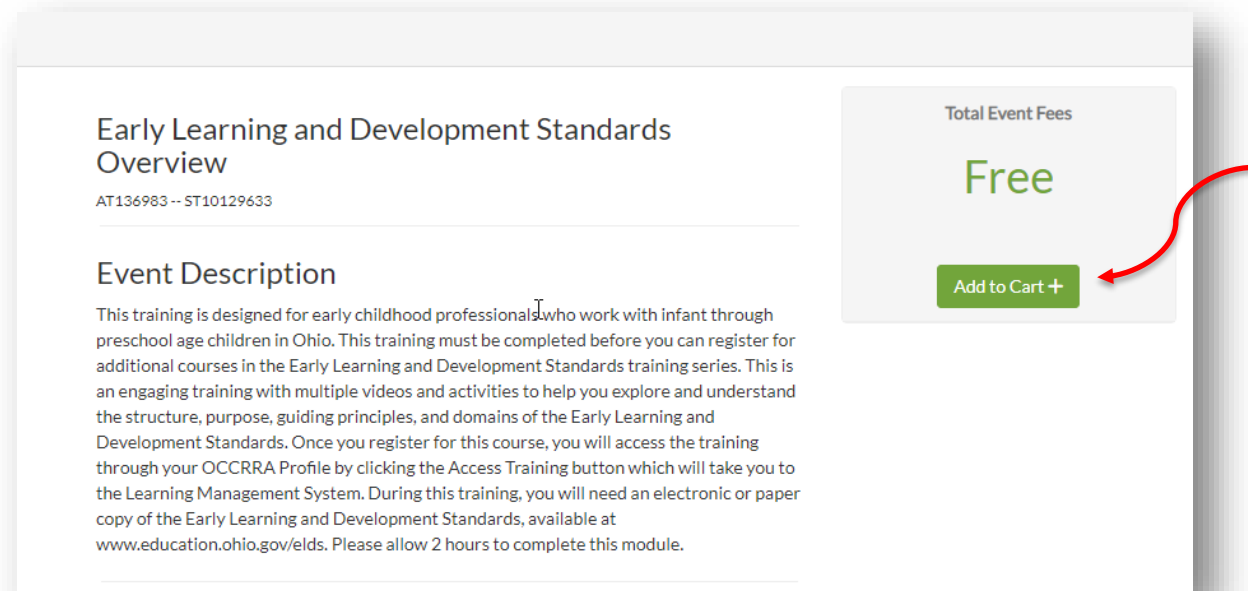
Professional Development Events

ST10129633

Search

Step 4: Add the Training to Your Cart

You will see the main training page. Click the green *Add to Cart* button.



The screenshot shows a training page for 'Early Learning and Development Standards Overview'. The page includes the title, a reference code 'AT136983 -- ST10129633', and a detailed event description. On the right side, there is a summary box showing 'Total Event Fees' as 'Free' and a green 'Add to Cart +' button. A red curved arrow points to the 'Add to Cart +' button.

Early Learning and Development Standards Overview
AT136983 -- ST10129633

Event Description

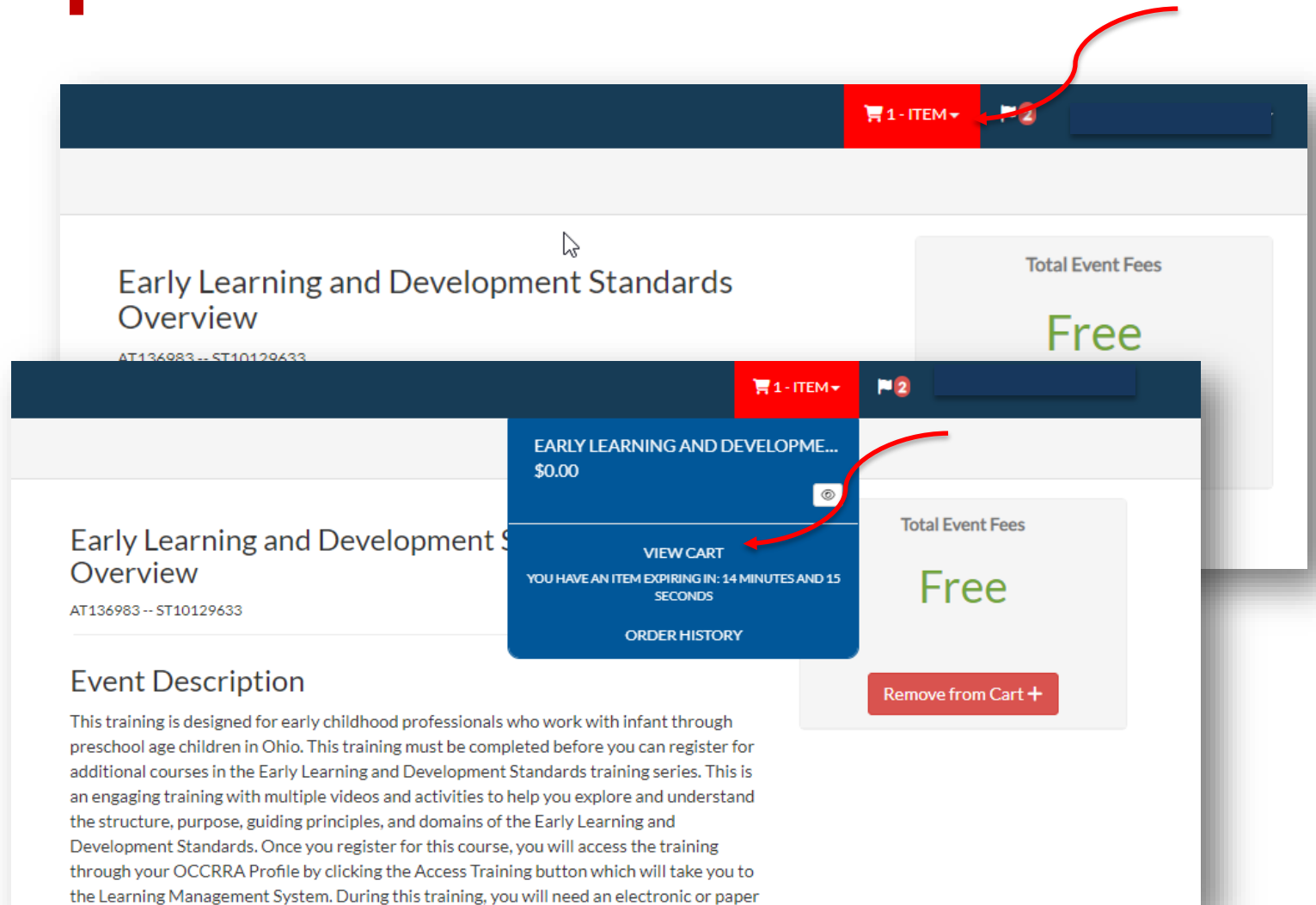
This training is designed for early childhood professionals who work with infant through preschool age children in Ohio. This training must be completed before you can register for additional courses in the Early Learning and Development Standards training series. This is an engaging training with multiple videos and activities to help you explore and understand the structure, purpose, guiding principles, and domains of the Early Learning and Development Standards. Once you register for this course, you will access the training through your OCCRRRA Profile by clicking the Access Training button which will take you to the Learning Management System. During this training, you will need an electronic or paper copy of the Early Learning and Development Standards, available at www.education.ohio.gov/elds. Please allow 2 hours to complete this module.

Total Event Fees
Free
Add to Cart +

Step 5: View Cart

Click the down arrow on the cart to check-out; there is no fee.

Click the *View Cart* option in the drop-down menu to complete check out.



Step 6: Checkout

Click the green *Checkout* button to add the training to your Professional Development. There is no fee for this training.

Your reservation for Early Learning and Development Standards Overview will expire in 13 minutes and 41 seconds

Cart Items + Add Coupon

Show 10 entries Search:

| Product Name | Registrant OPIN | Date | Cost | |
|---|-----------------|---------------------|------|--------------------------|
| Early Learning and Development Standards Overview | 11051518 | 03/02/2023 12:00 AM | 0.00 | X Remove |

Showing 1 to 1 of 1 entries

Previous 1 Next

Total \$0 Checkout

Step 7: Return to Profile

Click *Return to Profile* to go back to your Profile.

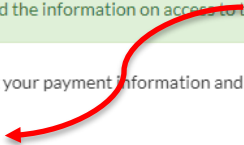
Congratulations! Your order has been placed successfully.

ONLINE TRAINING:

- If you have registered for an online event, it is available to take immediately. The date on the OPR PD Event search is the last date this event is available to you. Make sure that you complete the PD prior to posted date.
- There are two types of online events available in the OPR. Access to online PD Events is available from the Professional Development tab in your profile. Use the Access Training link (if available) to take you directly to the PD Event. Other online events can be accessed by clicking on View where you will be taken to the Event Details page. Review the event description to find the information on access to the online PD.

An email containing your payment information and registration information will be arriving shortly. If you do not see the email in your inbox, please check your spam filter.

[Return To Profile](#)



Step 8: Access Training

From your Profile page, click on the *Professional Development* tab of the blue menu bar.

Then click *Access Training* under the actions for the Early Learning and Development Standards Overview.

The screenshot shows the Occra Professional Development interface. At the top, there's a dark blue header with the Occra logo and 'RESOURCES'. Below this, a navigation bar contains tabs: Account, Applications, Credentials, Education, Employment, Instructor, Professional Development (highlighted), Reports, and Upcoming Trainings. To the right of the tabs are buttons for 'Find Training' and '+ Add Training'. The main content area features a table with columns: Training, Hours, Instructor, Date, Status, Approvals, and Actions. The first row in the table is for 'Early Learning and Development Standards Overview (AT136983)' with 2.00 hours, instructor Christina Tomazinis, date 2023/03/02, and status Registered. In the Actions column for this row, there are two links: 'View' and 'Access Training'. A red arrow points to the 'Access Training' link.

| Training | Hours | Instructor | Date | Status | Approvals | Actions |
|--|-------|---------------------|------------|------------|-----------|---|
| Early Learning and Development Standards Overview (AT136983) | 2.00 | Christina Tomazinis | 2023/03/02 | Registered | OA-L1 | View Access Training |

Step 9: Complete Training

The training course will open in a new browser tab in the OH|ID Learning Management System. Click on the Content Browser to access the lessons in the course.

Work through the lessons in the table of contents to the left of the screen and complete the Knowledge Check at the end.

The screenshot displays the Ohio Department of Education's Early Learning and Development Standards Overview course page. The page features a sidebar on the left with a 'Content Browser' menu. The main area is titled 'Start Here' and contains a list of course content. A red arrow points from the 'Content Browser' menu to the 'Start Here' section, and another red arrow points from the 'Start Here' section to the 'Early Learning and Development Standards Overview' link in the sidebar.

Content Browser

- Start Here
- Early Learning and Development Standards Overview
- Summary and Next Steps
- Course Evaluation

Start Here

Before you begin the learning modules, please read through the items in this Start Here section of the training. You will find the following content:

- Course Overview
- Syllabus
- How to Change Your Name or Email
- Frequently Asked Questions
- Technical Requirements

To work through the modules, you must complete **all** content under **every** content topic. This will release the Learning Management System embedded quizzes. If you would like audio for the text in this training, please use a screen reader.

If you are viewing this module in **Firefox** and the arrow to view the remaining tabs is not responding, please click directly below the arrow in the small white space on the next tab to move to the next tab.

Getting your Certificate

To access your certificate, click on the *Awards* tab of the red menu bar, then click the blue training title to generate and download the course certificate.

The screenshot shows the Ohio Department of Education's Early Learning and Development Standards Overview course page. A red circle highlights the 'Awards' tab in the top navigation bar. A red arrow points from the 'Awards' tab to a 'Certificates' pop-up window. Another red arrow points from the 'Early Learning and Development Standards Overview' link in the 'Certificates' window to the 'Close Generate Certificate' link at the bottom of the certificate details.

Ohio Department of Education Early Learning and Development Sta...
My Home Content **Awards** ePortfolio Edit Course LMS Support Email

Certificates

- Early Learnin...
Early Learning and Development Standards Overview

Early Learning and Development Standards Overview certificate
Course completion certificate ELDS
Course Name: Early Learning and Development Standards Overview
Expiry Date: Never
Issue Date: Wednesday, March 15, 2023 8:13 AM
Issuer: Ohio Department of Education
Evidence: Completes 1 attempt(s) on the quiz: Overview Training Knowledge Check
[Close Generate Certificate](#)

Early Learning and Development Standards Overview

to the Early Learning and Development Overview course

Content Browser

- Bookmarks Recently Visited
- Start Here
- Early Learning and Development Standards Overview
- Overview Training Knowledge Check
- Next Steps

Early Learning and Development Standards Overview Training

- **Target Audience:** early childhood educators, administrators, higher education faculty, state support team early childhood specialists, resource and referral agencies, principals, early childhood intervention specialists, other agencies
- **Design:** asynchronous, on-demand, 2 hours
- **Registration:** Ohio Professional Registry
- **Platform:** Ohio Department of Education Learning Management System
- **Ohio Approved, 2 hours**
- **Take this before the other trainings in the series**

OCCRRA and OH|ID Integration

- The *Early Learning and Development Standards Overview Training* is accessible to anyone with a profile in the Ohio Professional Registry (OPR).
- To get Ohio Approved Credit, registration must be completed through the OPR.
- The training is completed through the OH|ID Learning Management System. Once registered through the OPR, the training can be accessed through either account (OH|ID or OPR).
- The certificate of completion is found in the Learning Management System, in the *Awards* tab.