

Kindergarten Readiness Assessment Revised

KRA-R App Proctor Guidelines



Introduction

This document provides guidance for a proctor to support a KRA-R (or KRA)-trained kindergarten teacher to administer assessment items via the KRA-R App. Specifically, this document outlines

- The roles and responsibilities of a KRA-R App Proctor, and
- KRA-R App allowances for students.

About the KRA-R

The KRA-R, part of the Ready for Kindergarten: Early Childhood Comprehensive Assessment System, is designed to

- measure entering students' skills and abilities in relation to end-of-prekindergarten standards;
- inform prior early learning and development stakeholders; and
- provide families with information about their children's learning and development.

The KRA-R provides information about what foundational knowledge and skills children have and can demonstrate as they transition into kindergarten and what supports they will need to actively and effectively engage in and benefit from classroom instruction. The KRA-R includes items that measure school readiness indicators in the developmental content areas of Social Foundations, Language and Literacy, Mathematics, and Physical Well-Being and Motor Development.

The KRA-R is a statewide assessment that will be administered to all kindergarten students attending a public school. The KRA-R must be completed annually for entering kindergarten students at the beginning of the school year and ending no later than the first day of November.

The full KRA-R must be administered by individuals who are employees of the school district and hold a license, certificate, or permit issued by the Ohio Department of Education. Additionally, they must successfully complete the KRA-R (or KRA) training and pass the content and simulator assessments. Specialized educators, English language teachers, and other certified teachers who have met all training requirements are eligible to administer the KRA-R. Any fully trained teachers or appropriately credentialed district staff may administer the KRA-R.

KRA-R Technology

The Ready for Kindergarten Online (KReady) system is the web-based system that captures scores for each kindergarten student on the KRA-R. There are 27 items on the KRA-R. Direct performance items use selected response and performance task activities to assess children's knowledge and skills. A selected response item is a single question with three options from which students choose the correct response. There is only one correct answer. A performance task requires children to complete an activity or action, such as arranging a series of objects according to a set of instructions. Performance tasks are scored based on the proficiency and accuracy of the child's performance and partial credit is given based on how the child performs. Observational items involve an observational rubric, which describes specific behaviors along a developmental continuum. Observational items can be administered to groups of children as part of typical daily classroom routines. Observational items are scored based on the quality of a child's response or behavior.

A portion of the KRA-R items can be administered and scored using the KRA-R App. These app items are either selected response or performance tasks. The KRA-R App was developed as an alternative way to administer and score items. A proctor role has been established for supporting the administration of 7 items using the KRA-R App. In addition, the trained teacher has flexibility to administer the app items directly rather than using the app.

The Role of KRA-R App Proctors

A student interacts with the app through a tablet such as an iPad or Android device or through a desktop or laptop computer with a mouse. The app provides directions to the student and scores the items. Therefore, the person proctoring a student(s) plays a limited role. The KRA-R or KRA-trained teacher accesses the KRA-R app with her account credentials and then gives the device(s) to the person serving as the proctor or directly to the student(s). The role of the KRA-R App Proctor is to sit with a student and monitor the student as he or she completes the app items.

Who can be a KRA-R App Proctor?

Any employee of the school or district may serve as a KRA-R App Proctor after completing the training requirements. To become a proctor, an individual must

- read this training document,
- complete a signature page, and
- provide a copy of the signature page to the designated person overseeing KRA-R administration and test security.

Test Security

Individuals who have completed the full KRA-R (or KRA) teacher training are called test administrators. These test administrators as well as KRA-R App Proctors are bound to abide by the regulations governing test security violation, which is any violation whereby an individual does any of the following:

- a) Give students access to test items through repeated practice prior to testing for scoring;
- b) Give unauthorized individuals (e.g., parents) access to test items or materials;
- c) Copy, reproduce, use, or otherwise disclose in any manner inconsistent with the test security regulations any portion of test materials, including recorded evidence of student test performance, except as permissible under the *Enhanced Allowable Supports for 2020*;
- d) Provide clues or answers orally or by other means unless specified as appropriate in the
- e) Guidelines on Allowable Supports for Administration of the Kindergarten Readiness Assessment Revised or the KRA-R App Allowances;
- f) Coach students during testing by giving them answers to the test questions or altering the students' responses to test items;
- g) Fail to keep test materials under lock and key on school;
- h) Fail to properly monitor test administration, including permitting inappropriate collaboration among peers;
- i) Participate in, direct, assist, or fail to report test security violations;
- j) Fail to complete all test items by the specified closing time and date (i.e., midnight Nov.1).
- k) Project KRA-R App items over video conference (e.g., Zoom or Google Meet) to a student.

How to Proctor the KRA-R App

Proctoring environment:

The KRA-R App should be proctored in a space where the fully trained KRA-R administrator is available in case there are any questions.

Equipment:


The KRA-R App is available on iPad and Android devices as well as a desktop or laptop computer. For iPads, it is strongly recommended that teachers deactivate Apple's multi-touch gestures as these features can be troublesome for little hands. To deactivate multitasking gestures:

- In Settings (iOS 7), General - Multitasking Gestures: toggle green button to off position (will be grayed out)
- In Settings (iOS 7), General - Accessibility: make sure all controls are set to off position (will be grayed out)

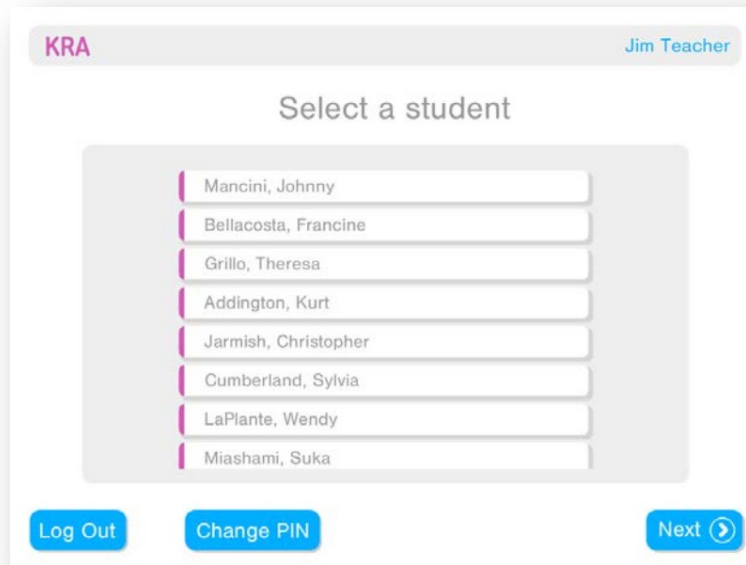
The KRA App requires audio. It is important that the student is able to clearly hear the audio from the app, as there are important directions within each item.

Setting Up the KRA-R App:

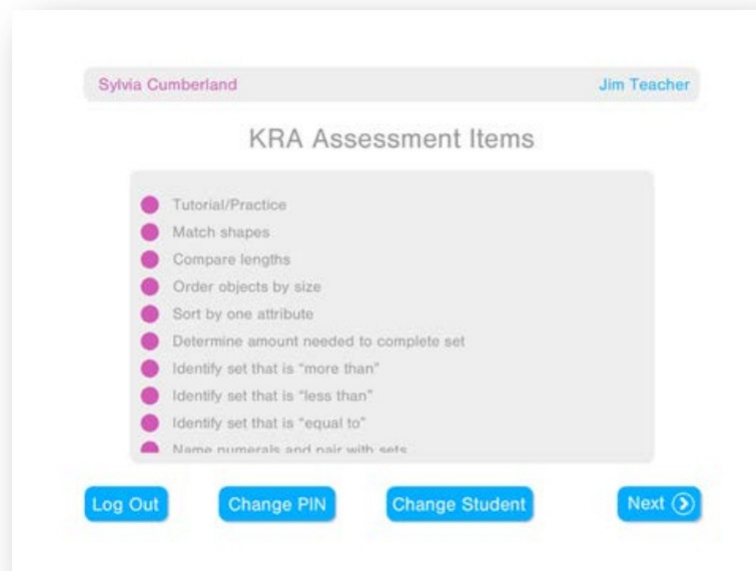
1. Ask the teacher to login to the KRA-R App using the teacher's Ready for Kindergarten Online system credentials.



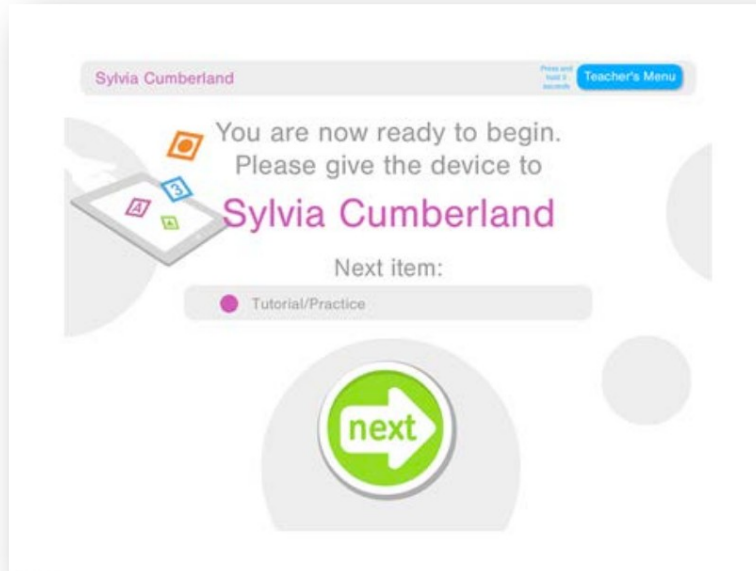
2. Follow the directions in the KRA-R App to set up the assessment for the desired student by selecting the student's name from the roster provided.



3. Once you select a student, a list of the app items will appear. A purple circle next to the item indicates that the item has not yet been administered to the student. The first item a student sees will be the first item shown that has the purple circle. Click on the Next button to begin administration.



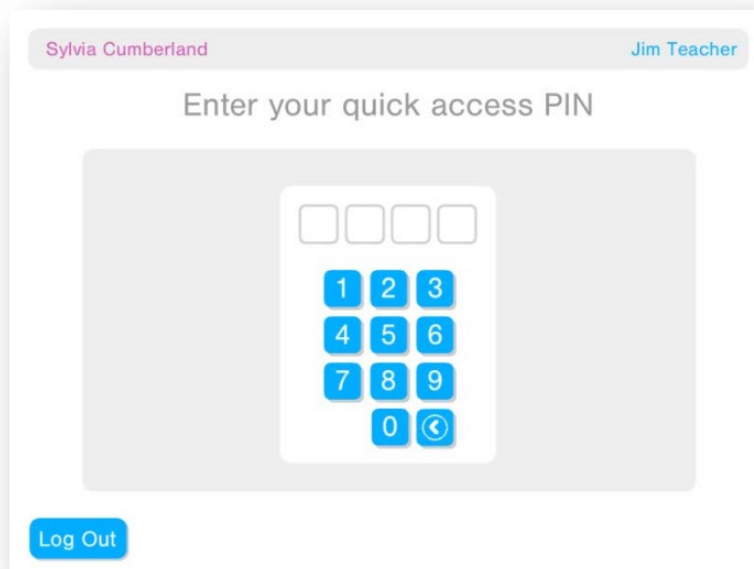
4. You will see a screen that prompts you to give the device to the student. Place the tablet in front of the student or ask the student to sit in front of the computer. At this point, the student can begin interacting with the app.



5. As the proctor, you are to observe the child as he or she completes the items. It is recommended that you sit near the student(s) or position yourself so you can monitor the students' actions.

The PIN Feature:

The app uses a PIN feature for the teacher to use the app's teacher functionality. The teacher may provide this PIN to you. You will be prompted to enter the PIN each time you go back to the teacher's menu.



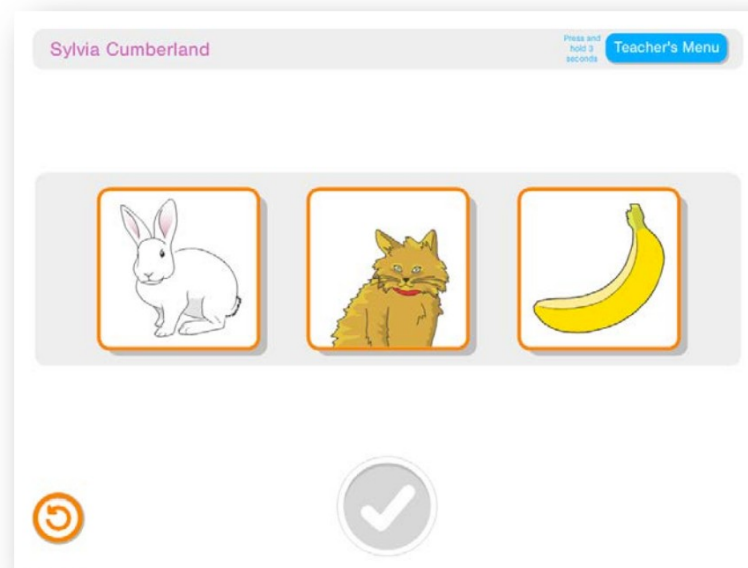
Administration using the KRA-R App:

The Kindergarten Readiness Assessment Revised app has been tested extensively with a variety of teachers and students. In general, teachers had a great deal of success administering items in the app when they allowed students to have enough time to respond to each one. If, however, you can see that a student is having trouble interacting with an item due to the technology, we encourage you to use some of the allowable technical supports listed below. In any instance, if a student has made a selection and forgets to touch the large green button to submit an answer, you may say, “if you have chosen your answer, you should touch the green check mark.”

KRA-R App Allowances:

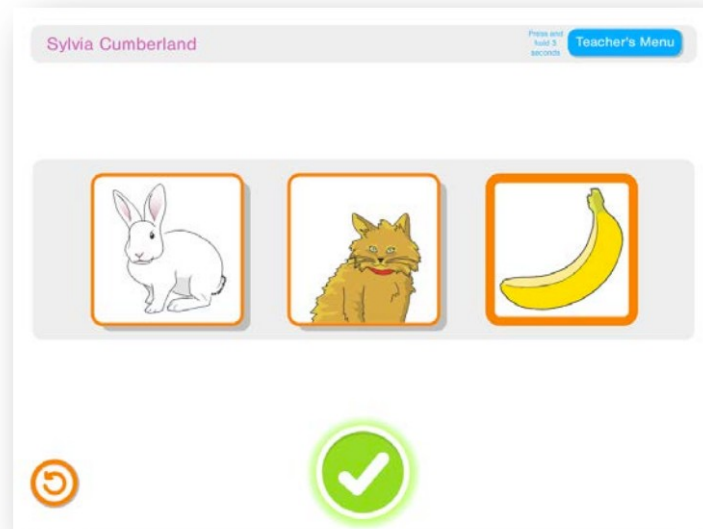
Below you will find specific allowable prompts that you can use when proctoring the KRA-R App items. The KRA-R App items (with the exception of the tutorial/practice item) are also in the Teacher Administration Manual. You can review the specific items with the teacher to gain a better understanding of the content of these items.

Tutorial/Practice Item:



The tutorial is designed to help students get comfortable using the app. Students can play it several times if needed. While listening to the tutorial, if a student is hesitant, you can ask the child if she or he needs further explanation about the buttons: orange button - replays instructions, green check mark - submits final answers, or the selection of a response. You should encourage students to repeat the tutorial as many times as necessary.

The tutorial item asks the student to touch the green button when ready to move to the next item. Each item in the KRA-R App prompts the student to move forward by touching the green button. At any point, if the student has completed the item and hasn't clicked the button, you can ask, "Are you finished?" and then prompt the student to touch the green button to move forward.



Identify Set That Is “More Than” (Item Id: MA.3.1.D_A143)

If a student hesitates, encourage him or her to listen to the directions again by selecting the orange button.

Identify Set That Is “Less Than” (Item Id: MA.3.1.D_A147)

If a student hesitates, encourage him or her to listen to the directions again by selecting the orange button.

Name Numerals And Pair With Sets (Item Id: MA.1.1.G_A117)

If a student does not know what to do, you can encourage him or her to listen to the instructions again or to “drag the number that matches each set into the boxes with the dotted lines above each set.”

Use Prepositions (Item Id: LL.4.1.D_A160)

This item has four prompts for the student. If the student hesitates, encourage him or her to listen to the directions again by selecting the orange button.

Identify Rhyming Words 1 (Item Id: LL.1.2. D_A27)

If a student hesitates, encourage him or her to listen to the directions again by selecting the orange button.

Identify Rhyming Words 2 (Item Id: LL.1.2.D_A27)

If a student hesitates, encourage him or her to listen to the directions again by selecting the orange button.

Identify Beginning Sound (Item Id: LL.1.2.A_A163)

If a student hesitates, encourage him or her to listen to the directions again by selecting the orange button.

Additional KRA-R App Administration Considerations – When to Stop the Test

If a student is unable to participate in the KRA-R App administration, please let the teacher know. The teacher may decide to stop administration of the assessment and either administer items via the app at a later date or directly administer items herself. Examples of cases where you may stop administration is if the child is ill, very distracted, or is not able to complete the task even after the allowable prompts are used.

To stop administration at any time within the KRA-R App, hold down the Teacher's Menu button for at least three seconds until the PIN screen appears.

A student does not have to complete all of the app items in one sitting. At any time during the administration of the tutorial and any items, the app can be stopped and started.

KRA-R Proctor Training Completion Signature Page

It is my intent to proctor KRA-R administration using the KRA-R App to the best of my abilities. I have read and agree to comply with the requirements, rules, and regulations listed in the Proctor Training Module and Guidelines. I understand that the KRA-R is a secure assessment and I agree to follow all of the test security requirements listed in this document as well as any additional security requirements provided by my school or district. I further state that I will comply with future revisions to this guide.

I understand that if I fail to comply, my proctor status will be revoked.

Signature of Proctor

Date

Please provide a signed copy of this page to the designated administrator involved in KRA-R administration and test security.