

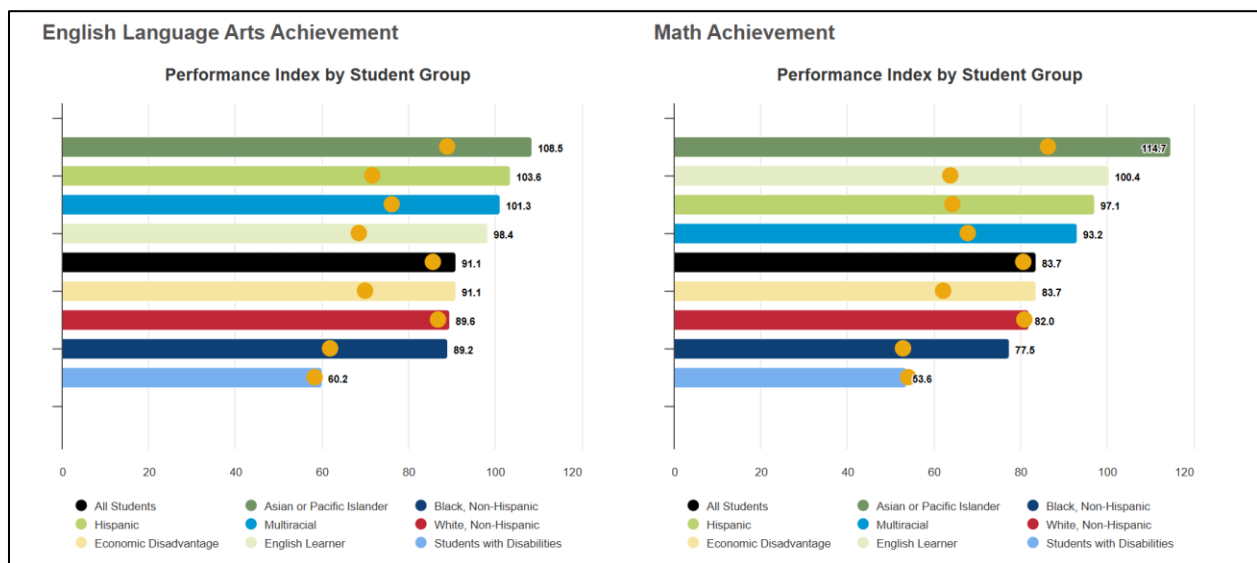
Student Group Accountability

Ohio Revised Code 3317.40 requires schools to use state funds to ensure all students can graduate prepared for a career or postsecondary education. The law identifies four student groups that may need additional support: English learners, students with disabilities, economically disadvantaged students, and gifted students.

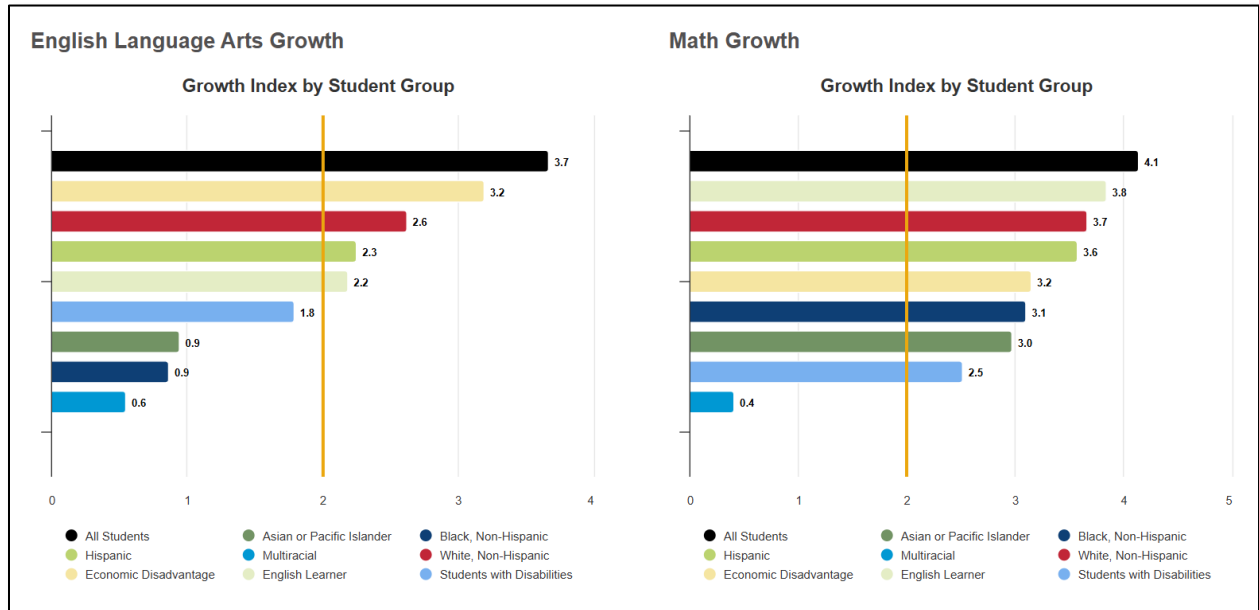
Each year, the Department publishes a list of schools and districts that show satisfactory achievement and progress for these groups. Those that receive funding for a group but do not show satisfactory results must submit an improvement plan. Schools or districts that do not receive funding for a group are not rated for that group. Determinations of *Satisfactory* or *Improvement Plan* are made in up to seven areas when a student group has at least 15 students:

- Economically disadvantaged – English language arts
- Students with disabilities – English language arts
- English learners – English language arts
- Economically disadvantaged – Math
- Students with disabilities – Math
- English learners – Math
- Gifted students

Data for these determinations comes from the Gap Closing component of the report card. For English learners, students with disabilities, and economically disadvantaged students, both performance index and growth are used. The first criterion is whether the student group met its performance index goal, shown on the Gap Closing page’s performance index charts. As displayed below, the yellow circle represents the performance index goal for each student group.



The second criterion is whether the student group met its growth goal, shown on the Gap Closing page's Growth charts. The growth goal for all student groups is a growth index of +2.0 or higher. As displayed below, a yellow line represents the growth goal for each student group.



For gifted students, the performance index and growth goals can be found in the gifted section of Gap Closing.

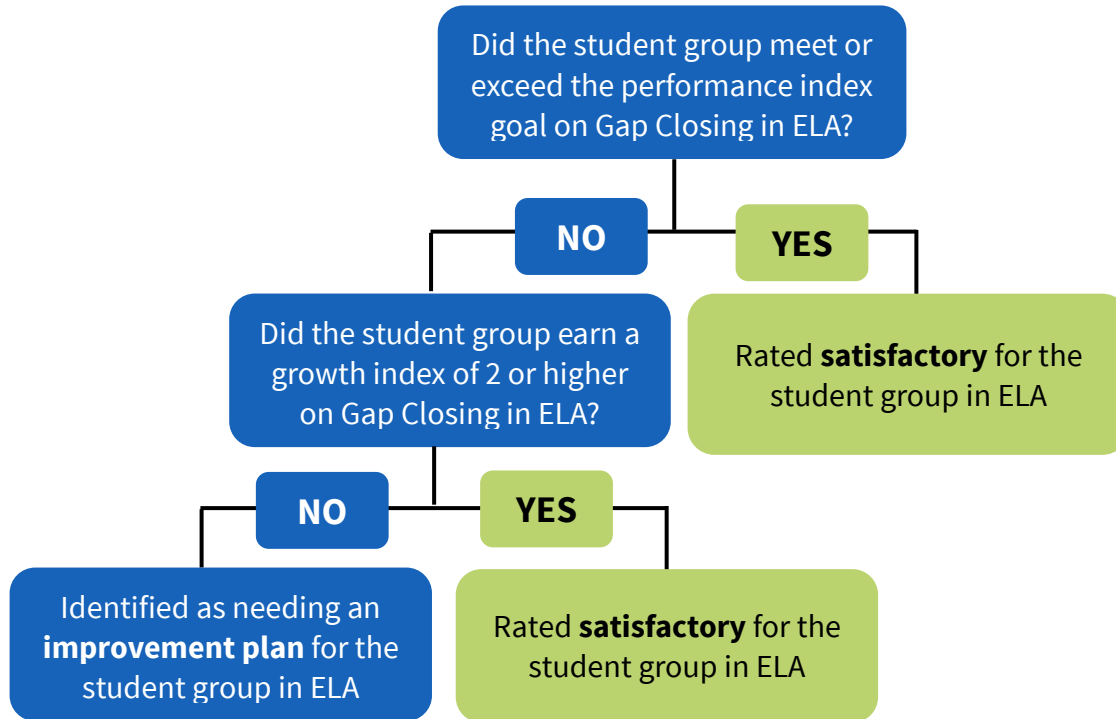
Gifted	
Value Added Rating	3 Stars
Value Added Met?	Met
Performance Index Percentage	95.5%
Performance Index Met?	Not Met
Identification and Service Percentage	88.0%
Identification and Service Met?	Met

[View More Gifted Data](#)

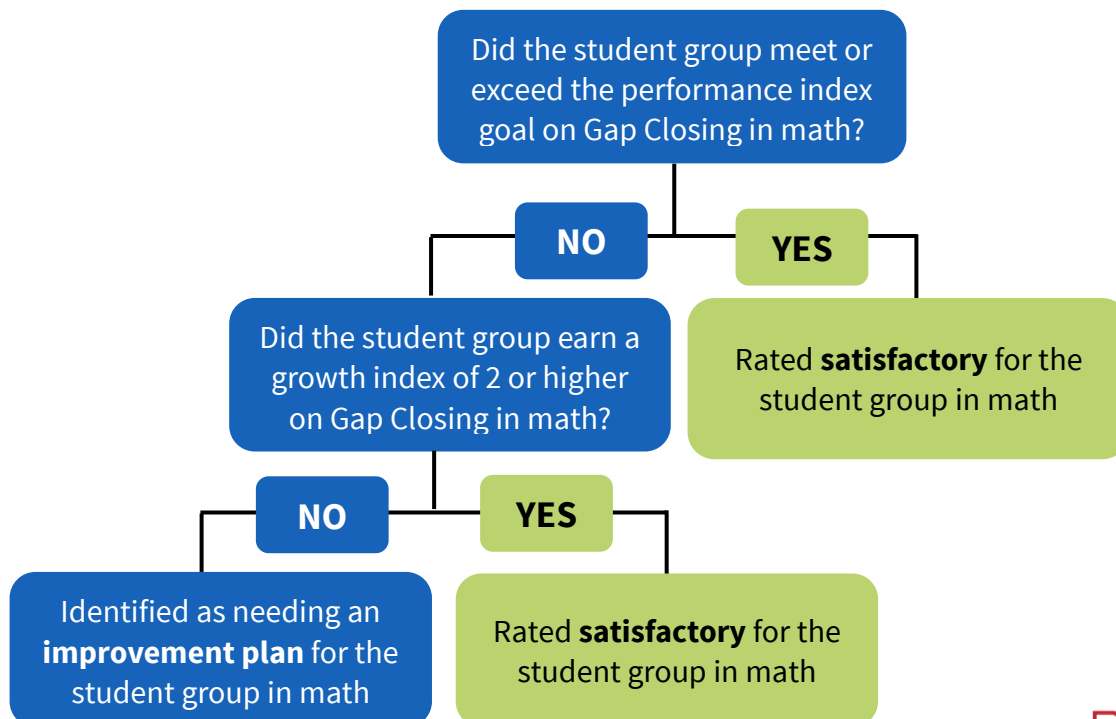
Student groups without a growth index are excluded from the identification process if their performance index meets or exceeds the [2020-2021 ESSA goal](#). If their performance index falls below the goal, they are identified.

The section below outlines how each student group is determined to meet satisfactory performance and growth or is required to have an improvement plan.

English Language Arts Student Group Accountability



Mathematics Student Group Accountability



Gifted Student Group Accountability

