



**Department of
Education &
Workforce**

Welcome to T1 Instructions






Pupil Transportation
School Transportation
Application

Open

Drives

Enter Drives

HomeUser

Home

Pupil Transportation

Welcome to the platform and based on the appropriate roles, individuals may access the Transportation Enforcement Management (TEM) by clicking on the tile below.

For questions, please email TransportationCompliance@education.ohio.gov.

You are associated with multiple districts, select a district that aligns with your goals, and if required select an audience. *Required


*Select Organization

Ohio Department of Education and Workforce

*Select Audience

Public District

Please choose from the following programs:




DRIVES


3

Transportation Funding


Choose Transportation Funding Tile


Please choose from the following programs:

 **DRIVES**

 **Driver Maintenance**
Demographic and training records for drivers (including T-8, T-9, T-10 reports)

 **Transportation Reports**
Generate School District and Statewide Reports

 **Transportation Funding**
District ridership and transportation expenses (T-1, T-2 reports)



T1 Report

Chose T-1 Report

Please choose from the following programs:

DRIVES

Transportation Enforcement Management



T-1 Report

Report actual ridership and mileage



T-2 Fiscal Transportation Expenses

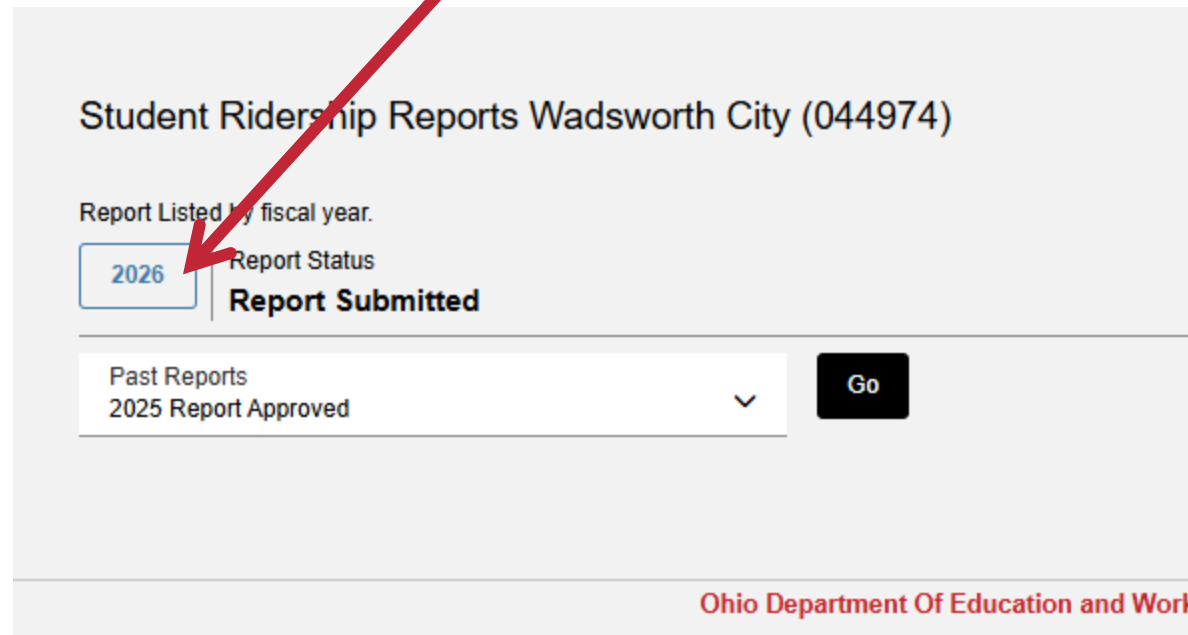


Bus Inventory

Access current bus inventory records

Choose Fiscal Year

Click on the Fiscal Year



Student Ridership Reports Wadsworth City (044974)

Report Listed by fiscal year.

Report Status	Report Submitted
2026	Report Submitted

Past Reports
2025 Report Approved

Go

Ohio Department Of Education and Work

If you are working in the current FY, click on the Year and it will take you to the report. If you want to see a historical report, use PAST REPORTS to find the year and click GO

Transportation Survey

Fill in ALL fields. If something is left blank, it will not let you go to the next screen.

Route Service Provided
Please identify the level of transportation service that is most common for each of the following grades. If no service is provided for an individual grade, check "No Service":

Grades	Program Type				Walk Limit to School
	No Service	Public Transit	Yellow Bus	Other	
PK	<input type="checkbox"/>	<input type="checkbox"/>	<input checked="" type="checkbox"/>	<input type="checkbox"/>	All Ride
K	<input type="checkbox"/>	<input type="checkbox"/>	<input checked="" type="checkbox"/>	<input type="checkbox"/>	All Ride
1-8	<input type="checkbox"/>	<input type="checkbox"/>	<input checked="" type="checkbox"/>	<input type="checkbox"/>	All Ride
9	<input type="checkbox"/>	<input type="checkbox"/>	<input checked="" type="checkbox"/>	<input type="checkbox"/>	All Ride
10	<input type="checkbox"/>	<input type="checkbox"/>	<input checked="" type="checkbox"/>	<input type="checkbox"/>	All Ride
11	<input type="checkbox"/>	<input type="checkbox"/>	<input checked="" type="checkbox"/>	<input type="checkbox"/>	All Ride
12	<input type="checkbox"/>	<input type="checkbox"/>	<input checked="" type="checkbox"/>	<input type="checkbox"/>	All Ride

1. Do you provide transportation to STEM, community and nonpublic school students?

Yes

No

2. If Yes, Are the students routed with the public-school students or do they have their own designated routes?

Shared routing

Own designated routing

[Back](#) [Next](#)

Add Service Type

Click ADD SERVICE TYPE to enter data into T1

Transportation Reports / Reports / Report

✓ Miles By Service Type Submit

2 of 3 Miles By Service Type

Miles By Service Type

North Royalton City(044545) null Fiscal Year 2026

Add New Service Type

The T1 no longer requires entries by bus. Only aggregate totals for service types will be accepted.

Service Type

Use the drop-down box to chose Service Type. Then add How Many Buses or Alternative Vehicles were used for that type.

Miles By Service Type

North Royalton City(044545) null Fiscal Year 2026

Add New Service Type

Add Service Type *Required

*Select Service Type ▼ *How Many Buses

Type I-Board-owned

Type II-Contractor-owned

Type III-Public transit



Type V-Board owned, other vehicles

Type VI-Privately owned, other vehicles

Type VII-Community/STEM School

Type IA-Contracted with other district

*Number of Students

Cancel Add Service Type

40

School Type, Mileage and Number of Students

Fill out the remaining fields

Miles By Service Type

North Royalton City(044545) null Fiscal Year 2026

Add New Service Type

Add Service Type *Required

*Select Service Type *How Many Buses

*School Type *Mileage *Number of Students

Community School
Nonpublic
Public
Spec Ed

board-owned Buses: 40

Once Information is entered, click the + button, to ADD SERVICE to report



Totals and Comments

Totals for Type 1, 1a and 2 will populate in the Totals Column

Adding Comments to the report are to be placed in the white box and then click

ADD COMMENT

Totals	Total Mileage 2813	Total Number of Students 2900	Total How Many Busses 40
---------------	-----------------------	----------------------------------	-----------------------------

Comment
Report Submitted

Add Comment

Back

Next

Ohio Department Of Education and Workforce

Note that the totals for Type III, IV, V & VI do not populate in the Totals section.

T1 Completion Page

The full survey and totals populate on this page. The Status History for auditors to see when a report was submitted is also on this page

T1 Completion

North Royalton City(044545) null Fiscal Year 2026

Transportation Program Survey ✓

Grade	Walk Limit to School
PK, Yellow Bus	All Ride
K, Yellow Bus	All Ride
1-8, Yellow Bus	All Ride
9, Yellow Bus	All Ride
10, Yellow Bus	All Ride
11, Yellow Bus	All Ride
12, Yellow Bus	All Ride


Miles by Service Type ✓

Totals	Total Mileage	Total Number of Students	Total How Many Busses
	2813	2900	40

Status History ∨

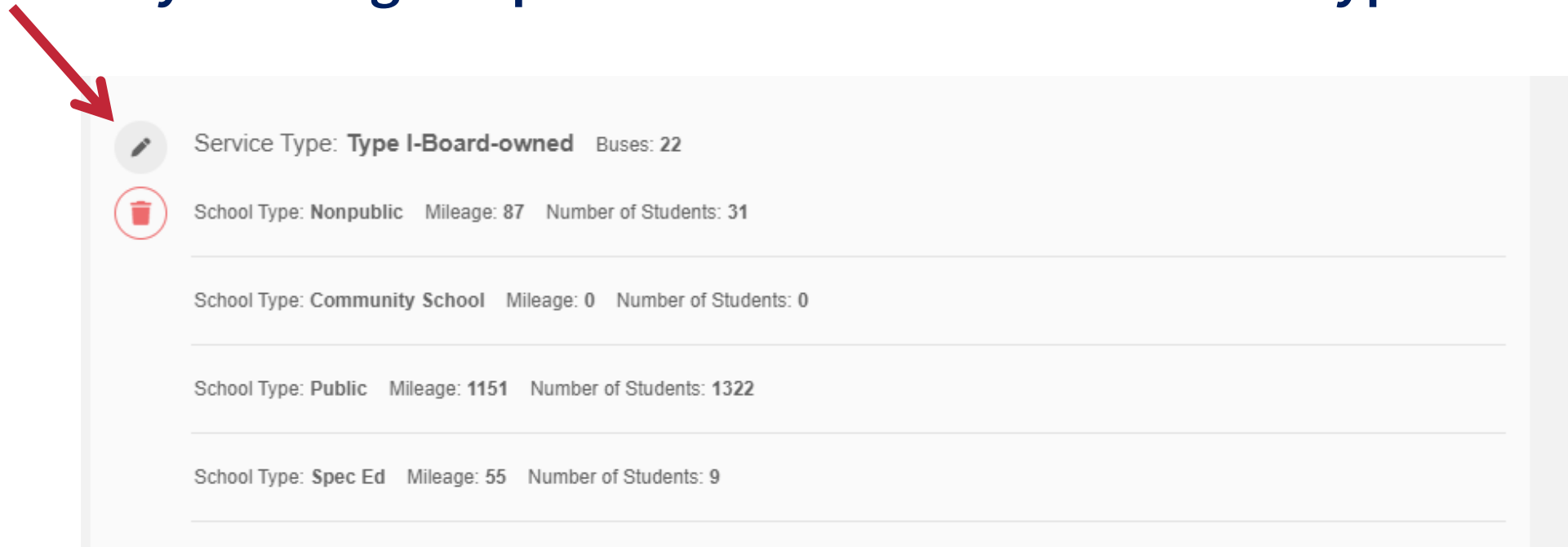
03/02/2026 13:18:54	Submitted To Declined	Jessica Widmer
10/30/2025 15:35:16	Superintendent Signed 2 To Submitted Data Migration T1 and T2 History Insert.	BIAGIO SIDOTI

[Download Report](#)





Edit A Service Type

Once a report is in "declined" status, the service type can be edited by clicking the pencil to the left of the service type.



A screenshot of a report interface showing a list of service types. A red arrow points to a pencil icon in a grey circle, which is used for editing. The report lists the following service types and their associated data:

	Service Type: Type I-Board-owned Buses: 22
	School Type: Nonpublic Mileage: 87 Number of Students: 31
	School Type: Community School Mileage: 0 Number of Students: 0
	School Type: Public Mileage: 1151 Number of Students: 1322
	School Type: Spec Ed Mileage: 55 Number of Students: 9

Sign and Submit

The final screen will require one signature from the Supervisor and the Treasurer and Superintendent must both sign (this is a 2-step process) and the final signer will submit the report.

If a district needs to edit their T1 report, for FY26 the due date is March 9, 2026. In all subsequent years, the due date for final edits will be February 1.

QUESTIONS?

EDUCATION.OHIO.GOV



**Department of
Education &
Workforce**

