



**Department of
Education &
Workforce**

IDENTIFICATION DASHBOARD

Office of Accountability
Office of School and District Improvement

April 30, 2024



WEBINAR HOUSEKEEPING

1. Chat, video, and microphones will all be muted.
2. Audience reactions are welcome.
3. Feedback will be gathered at the end via a Microsoft teams survey.
4. The meeting will be recorded and transcribed.
5. The slides and recording will be posted in a few weeks.
6. Ask questions via this [form](#).



**Department of
Education &
Workforce**

AGENDA

Accessing the Dashboard

Federal Identification

- Overview of calculation
- System demonstration

Student Group Accountability

- Overview of calculation
- System demonstration

Questions and Answers

IDENTIFICATION AND REQUIREMENTS WEBPAGE

UPDATED ONE STOP SHOP IDENTIFICATION WEBPAGE

- [Identification and Requirements](#)
- Outlines district and building level identifications that exist due to legal mandates
- Includes resources for each type of identification
- Links to the identification dashboard

ACCESSING THE IDENTIFICATION DASHBOARD

The **Identification Dashboard** allows for a statewide comparison of traditional schools and districts, and community schools, and displays **detailed data** related to **identification criteria** and cut points. The dashboard provides several different views of the data, including by region, with trend analyses, and by exit status. Additional identifications (e.g. special education profiles and ratings) will be incorporated in the future.

REPORT PORTAL ACCESS

- The Report Portal can be accessed through this link: [Reports.education.ohio.gov](https://reports.education.ohio.gov)
- The portal can also be accessed through the Report Card webpage (reportcard.education.ohio.gov).
- Select the hamburger on the right-hand side of the page and then click on “Advanced Reports”



REPORT LANDING PAGE




Ohio | Department of Education Login

Home f t y i r

Ohio Department of Education Report Portal

Welcome to the new Ohio Department of Education Report Portal! ODE produces many reports providing information on a variety of topics. ODE is in the early stages of transitioning to a new reporting platform, and the Reports Portal currently contains reports for the following topics:

Select a report from the menu to run it. To help you zero in on the specific information you are looking for or to simply explore the data, most reports are interactive via dropdown lists, radio buttons, or check boxes.
















 Public Data Reports for public districts and schools using academic, attendance, enrollment and financial data.	 Nonpublic Data Reports for nonpublic schools and homeschool students using academic, enrollment and scholarship data.
 Finance Reports about School Foundation Payments and Five Year Forecast.	



Home f t y i r

Ohio Department of Education and Workforce Report Portal

Public Data

 Discipline Reports about Disciplinary Incidents.	 Improving At-Risk K3 Readers Reports about Improving At-Risk K3 Readers.
 Enrollment Reports about Student Enrollment.	 Teacher and Staff Reports about Teacher and Staff.
 Financial Reports about Expenditures and Revenues.	 Early Learning Reports about Early Learning data.
 Graduation Reports about High School Graduation Rates.	 Similar Districts Reports about Similar District data.
 Student Attendance Reports about Absenteeism and Attendance.	 District Dashboard Traditional Public District student data dashboard.
 Test Results Reports about Ohio's State Tests.	 School Dashboard School level data dashboard.
 Value Added Reports about Value Added data.	 Identification Dashboard The Identification Dashboard is designed to facilitate a better understanding of federal and state identification of schools and districts.
 College and Career Readiness Reports about College and Career Readiness.	

FEDERAL IDENTIFICATION

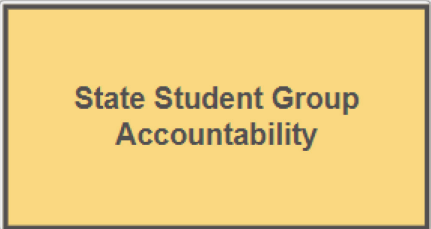
IDENTIFICATION DASHBOARD

The Identification Dashboard is designed to facilitate a better understanding of federal and state identification of schools and districts. Every Student Succeeds Act [ESSA] section 1111(c)(4)(D)) drives federal identification and [Ohio Revised Code 3317.40](#) drives state identification. The goal is to provide a state-wide view of schools that are identified as Comprehensive Support Improvement (CSI), Additional Targeted Support and Improvement (ATSI), and Targeted Support and Improvement (TSI), as well as state-level accountability identification, as required by law. Entrance and exit criteria for CSI, ATSI, and TSI can be found [here](#). The identification dashboard allows for a statewide view of traditional and community school view and where each school is relative to the cut score for each identification type as well as the detailed data behind these calculations. The dashboard provides several different views of the data, including by region, trend analysis, and exit status for federal identification purposes. Additional identifications (e.g. special education, Individuals with Disabilities Education Act (IDEA) funds) will be incorporated in the near future.

The Identification Dashboard allows for a statewide comparison of traditional and community schools and displays detailed data related to identification criteria and cut points. The dashboard provides several different views of the data, including by region, trend analyses, and exit status for federal identification purposes. Additional identifications (e.g. special education, IDEA funds) will be incorporated in the near future.



Federal Identification



State Student Group
Accountability

FEDERAL IDENTIFICATION

Federal Identification

Reports Overview



Federal school accountability labels based on the 2022 Ohio Report Card were impacted by the COVID-19 pandemic and associated waivers granted by the U.S. Department of Education.

Comprehensive Support and Improvement Schools (CSI)

Ohio uses accountability data to create an ["ESSA" Report Card](#) for continuous improvement. In alignment with federal requirements (Every Student Succeeds Act [ESSA] section 1111(c)(4)(D)) and Ohio's Every Student Succeeds Act (ESSA) state plan, the state's lowest-performing schools are identified as Comprehensive Support and Improvement (CSI) schools. CSI identification is a three-year cycle. Schools identified in one year are identified as exit eligible in year 2, and if exit criteria are met in year 3, the identified school will be removed from the CSI list.

CSI Entrance Criteria:

- Any public school with a four-year federal graduation rate of 67 percent or lower will be identified as CSI.
- Each Title I Served school with 3 or more Ohio School Report Card components is ranked based on the overall rating on the Ohio School Report Card. The lowest 5% of these rankings will be identified as CSI.
- For buildings with 1 or 2 Ohio School Report Card components, schools will be identified based on their chronic absenteeism.

Schools were identified using the ESSA-aligned criteria with the release of the 2022 Ohio School Report Cards, which uses the performance data for schools from the 2021-2022 school year. Schools will then be identified every three years following the 2023 identification.

Exit Criteria

- For schools that entered CSI status based on graduation rate, the school must have a federal graduation rate better than 67% for two consecutive years.
- For schools in the bottom 5%, the school must show two consecutive years of improvement above the cut score that led to their original identification AND school performance is higher than the lowest 5 percent of schools for two consecutive years. This includes schools that have been identified based on chronic absenteeism.

Additional Targeted Support and Improvement (ATSI) Schools

Comprehensive Support and Improvement (CSI) Overview

Additional Targeted Support and Improvement (ATSI) Overview

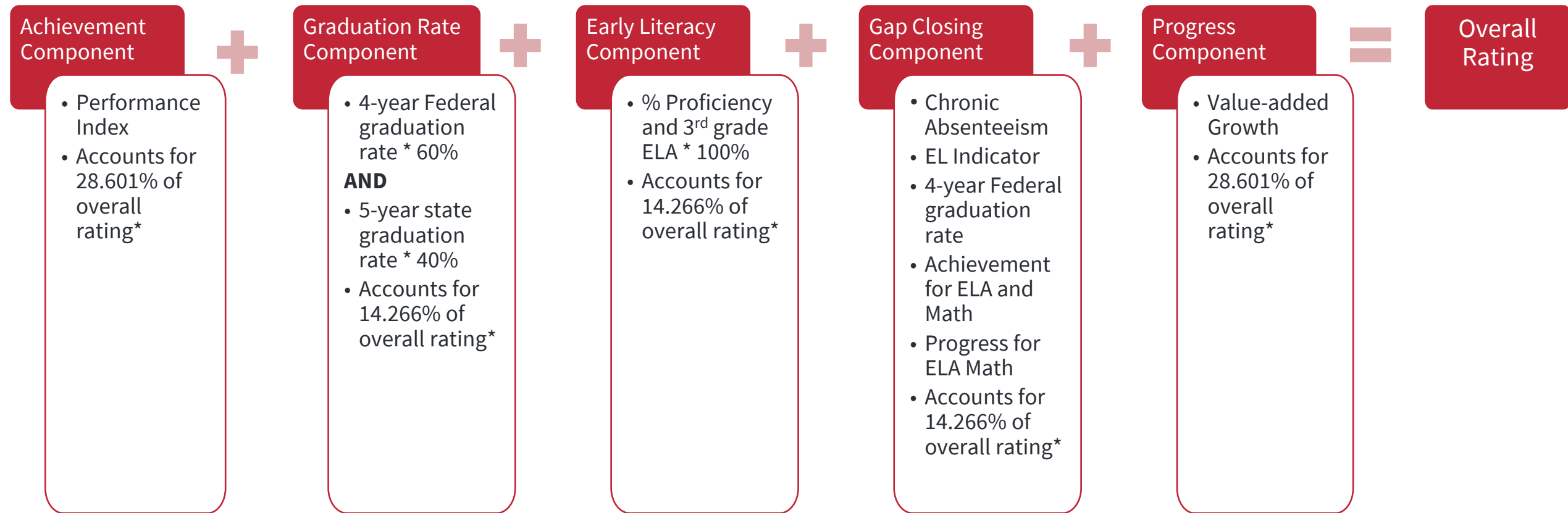
Targeted Support and Improvement (TSI) Overview

Comprehensive Support and Improvement (CSI) Exiting Overview

FEDERAL IDENTIFICATION VS. REPORT CARD



FEDERAL IDENTIFICATION CALCULATION



Resource: [Appendix C: Report Card User Guide and Technical Assistance](#)

Crosswalk of State vs. Federal Report Card: [Identification Dashboard Guidebook \(Pg. 31\)](#)



COMPREHENSIVE SUPPORT AND IMPROVEMENT (CSI)

- **What criteria designate a school as CSI?**
 - Lowest performing 5% of schools based on overall rating, using ESSA Report Card
 - Any public school with an ESSA graduation rate of 67% or lower
 - ATSI schools for more than 3 years – (Not applicable until Fall of 2025)
- **What are the exit criteria for CSI schools?**
 - The school shows two consecutive years of improvement above the cut score that led to their original identification **and** their school performance is higher than the lowest 5 percent of schools (based on the ESSA Report Card overall rating) for two consecutive school years.
 - The school earns an ESSA graduation rate above 67 percent for two consecutive school years (if CSI designation was based on graduation rate).

ADDITIONAL TARGETED SUPPORT & IMPROVEMENT (ATSI)

- **What criteria designate a school as ATSI?**

- ATSI school designations are calculated excluding schools already identified as CSI.
- ATSI schools include those having one or more Federally identified student subgroups performing at the same level as CSI schools (utilizing the cut-off score for the lowest 5% of CSI schools).
- Federally identifiable subgroups include: (1) White, (2) Black, (3) Hispanic, (4) American Indian/Native Alaskan, (5) Asian/Pacific Islander, and (6) Multiracial students, and (7) Students with Disabilities, (8) English Learners, and (9) Economically Disadvantaged students.

- **What are the exit criteria for ATSI schools?**

- The school shows two consecutive years of improvement for the subgroup(s) that led to the identification **and** perform higher than the CSI identification threshold cut score from the year identified.

TARGETED SUPPORT AND IMPROVEMENT (TSI)

- **What criteria designate a school as TSI?**
 - TSI school designations are calculated excluding schools already identified as CSI and ATSI.
 - Schools that have one or more federally identified student subgroups performing in the remaining lowest 2%, AND
 - Schools must also have a 2.5 star or less overall rating in the student group for which they are identified.
- **What are the exit criteria for TSI schools?**
 - To exit this status, TSI schools must no longer meet the annual identification criteria.

FEDERAL IDENTIFICATION DEMO

REPORT PORTAL BEST PRACTICES

- Navigating within the report using right-hand buttons
 - Reports Overview
 - Federal identification
 - Previous Page
 - Next Page
- Ability to clear selections with eraser
- Use the graphs to drill down data

CSI OVERVIEW

Comprehensive Support and Improvement (CSI) Identification Status Overview (1)

Report User Guide Federal Identification Next Page

Select a Cohort Year: All Select a School: All Select a District: All

Percent of All Schools in CSI Identification Status

CSI Identification Status	Count	Percentage
No	3107	91.17%
Yes	301	8.83%

CSI Identification Year

Year	Count	Percentage
2018	238	79.07%
2022	63	20.93%

Percent of All CSI Buildings Meeting Federal Graduation Rate Criteria

Meeting Criteria	Count	Percentage
No	185	61.46%
Yes	116	38.54%

Percent of All CSI Buildings Meeting Lowest 5% Overall Points and Title 1 Served Criteria

Meeting Criteria	Count	Percentage
No	202	67.11%
Yes	99	32.89%

Percent of All CSI Buildings Meeting Chronic Absenteeism Rate Criteria

Meeting Criteria	Count	Percentage
No	294	97.67%
Yes	7	2.33%



Comprehensive Support and Improvement (CSI) Status Overview (2)

Report User Guide

Federal Identification

Previous Page



Select a Cohort Year:

All



Select a School:

All



Select a District:

All

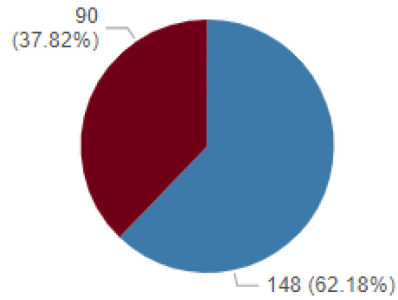


Next Page



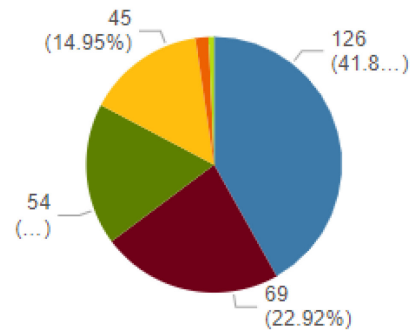
Percent of 2018 CSI Buildings by Identification Reason

● Graduation Rate ● Bottom 5%



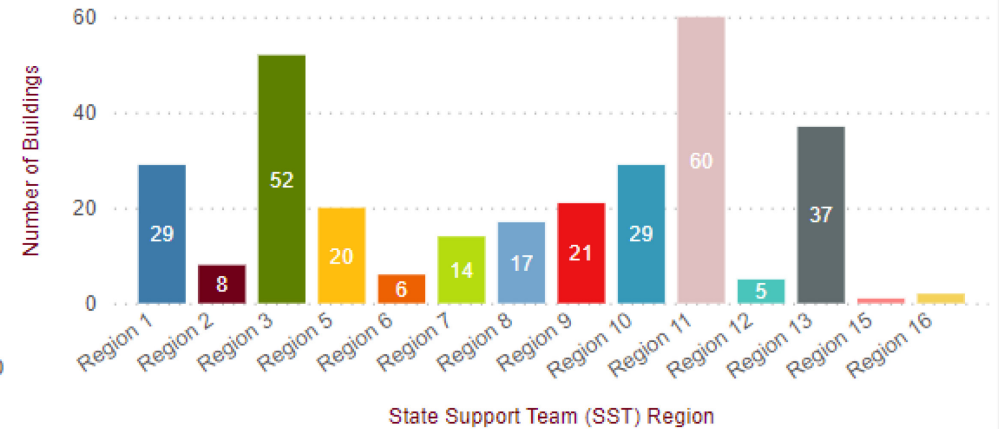
Percent of 2022 CSI Buildings by Identification Reason

● Carried 2...
● Graduation...
● Bottom 5%
● Grad Rat...
● Chronic A...
● Grad Rat...



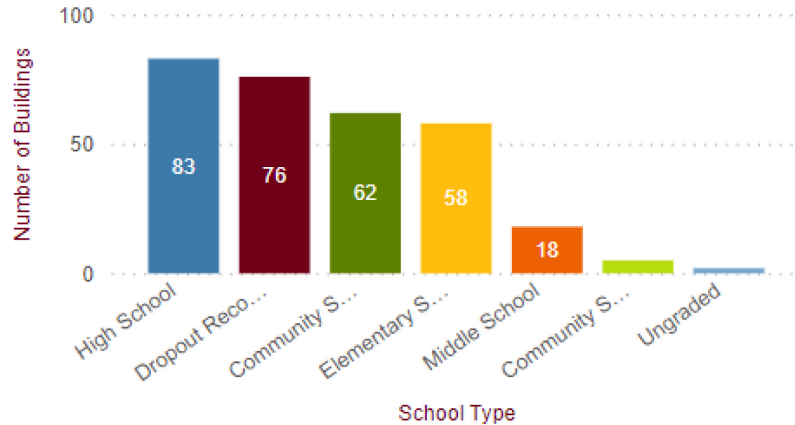
CSI Buildings by State Support Team (SST) Region

● Region 1
● Region 2
● Region 3
● Region 5
● Region 6
● Region 7
● Region 8
● Region 9
● Region 10



CSI Buildings by School Type

● High School
● Dropout Recovery
● Community School Startup
● Elementary School
● Middle School
● Community School Conversion
● Ungraded



Building Name

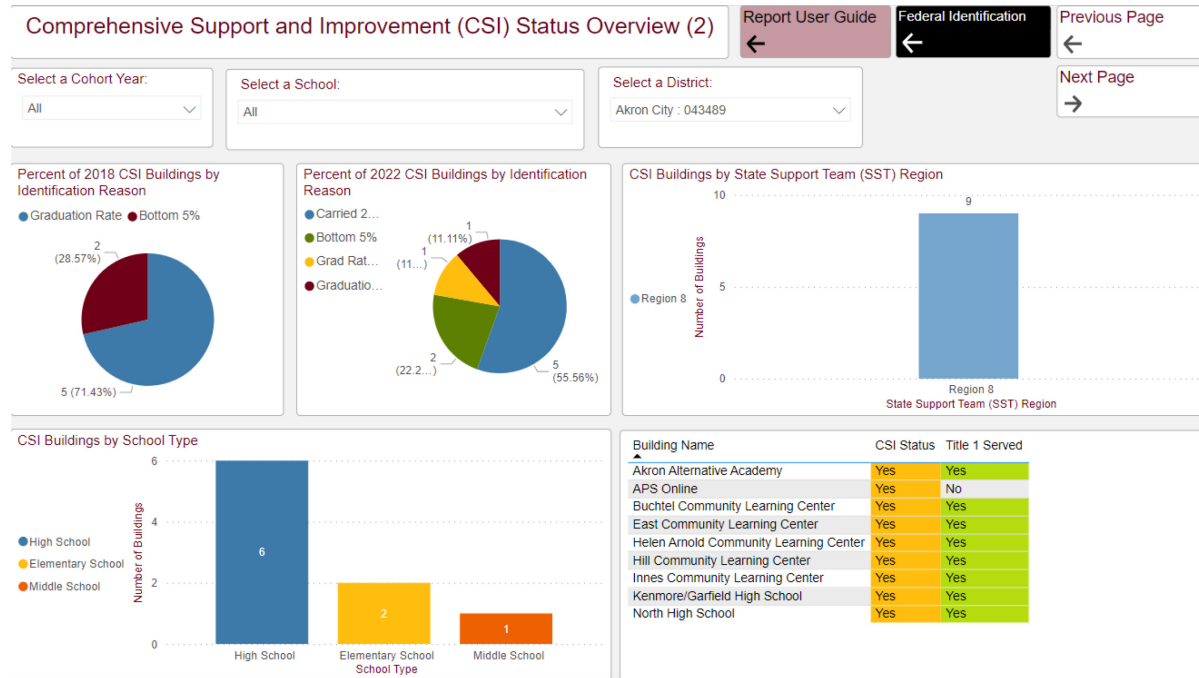
CSI Status Title 1 Served

Building Name	CSI Status	Title 1 Served
A+ Arts Academy	Yes	Yes
A+ Children's Academy	Yes	Yes
Academy for Urban Scholars Youngstown	Yes	Yes
Achieve Career Preparatory Academy	Yes	Yes
AchievePoint Career Academy - Cincinnati	Yes	Yes
Aiken New Tech High School	Yes	Yes
AIM Academy @ Belden	Yes	Yes
Akron Alternative Academy	Yes	Yes
Akron Career Tech High School	Yes	No
Albert Einstein Academy for Letters, Arts and Sciences-Ohio	Yes	Yes
Alliance Middle School	Yes	Yes
Alternative Education Academy	Yes	Yes

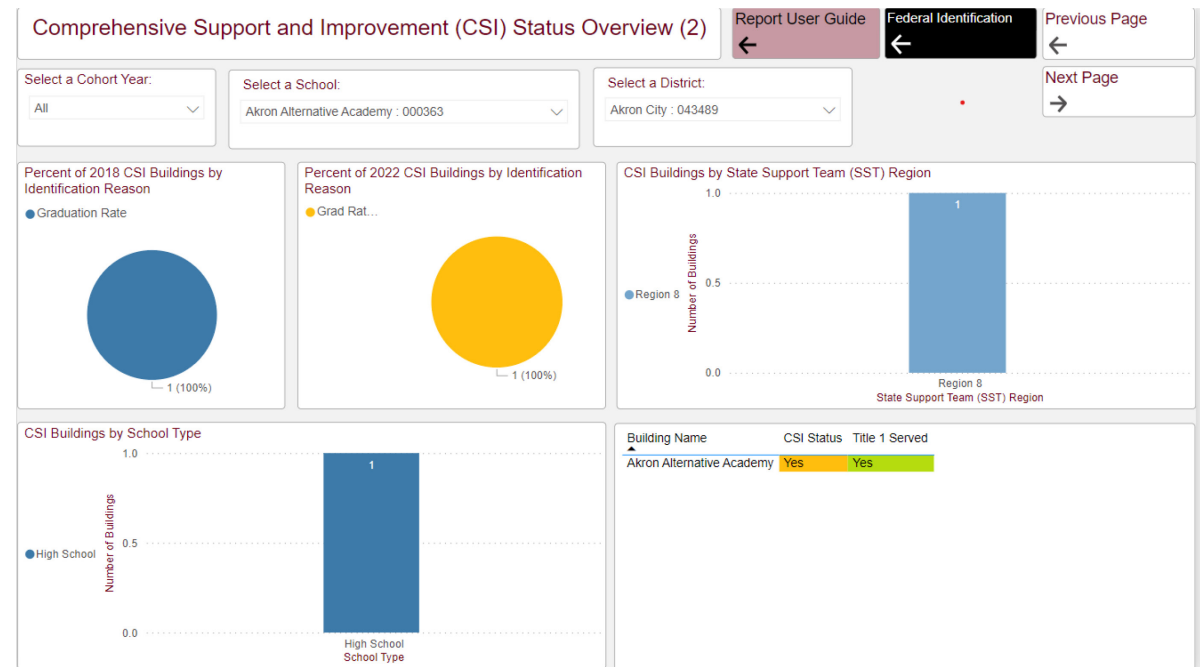


CSI OVERVIEW: AKRON CITY EXAMPLE

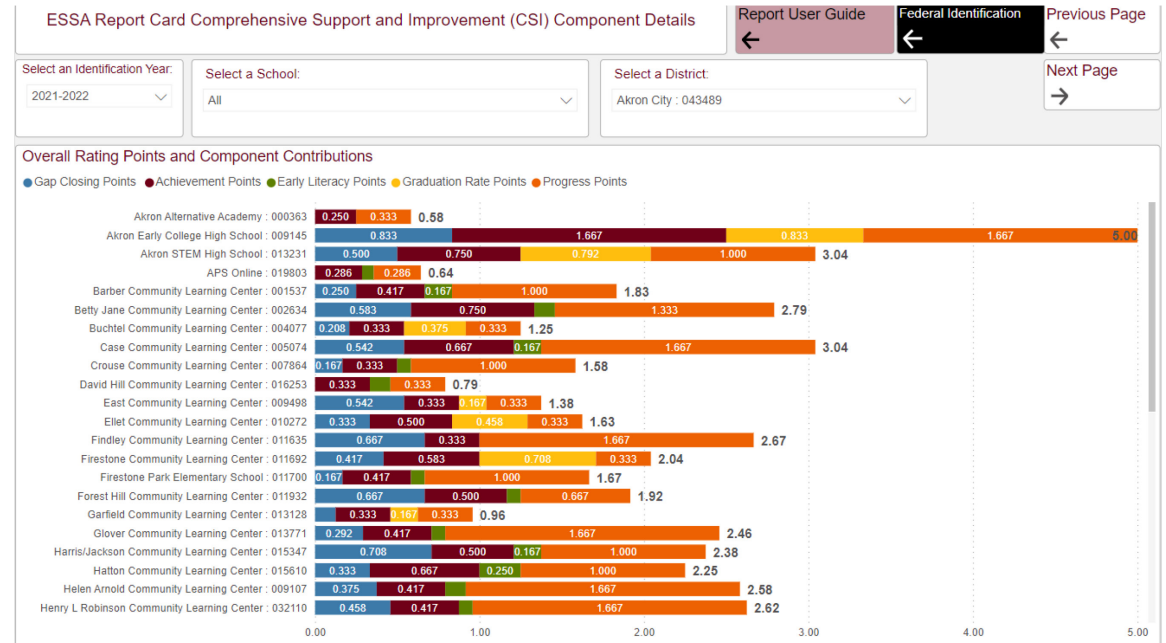
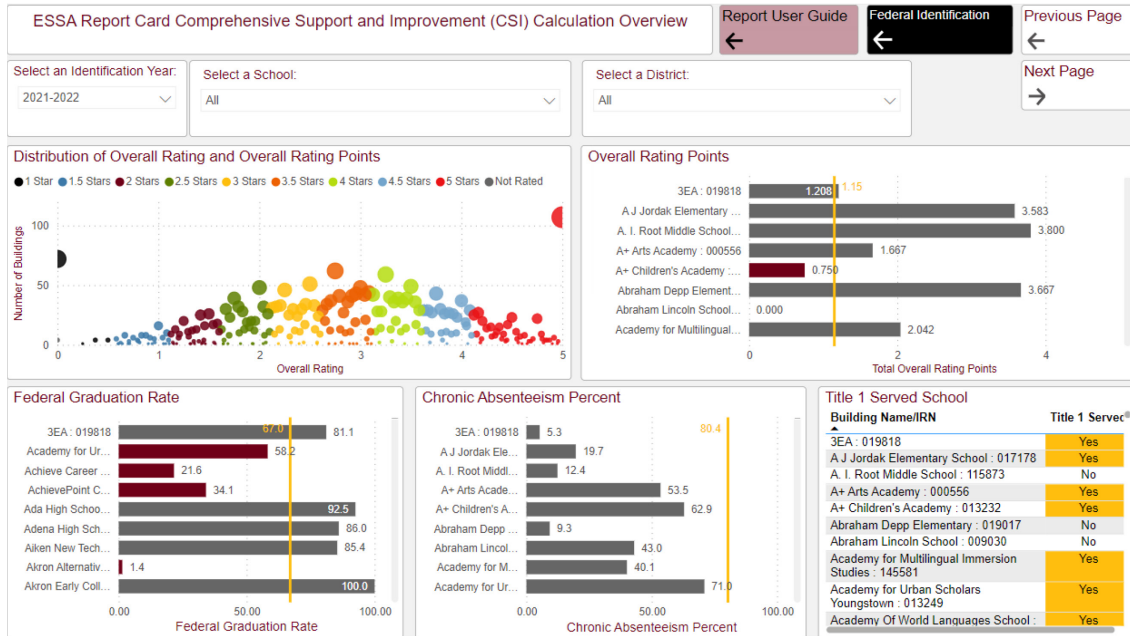
SELECTED AKRON CITY AS THE DISTRICT



SELECTED AKRON ALTERNATIVE ACADEMY

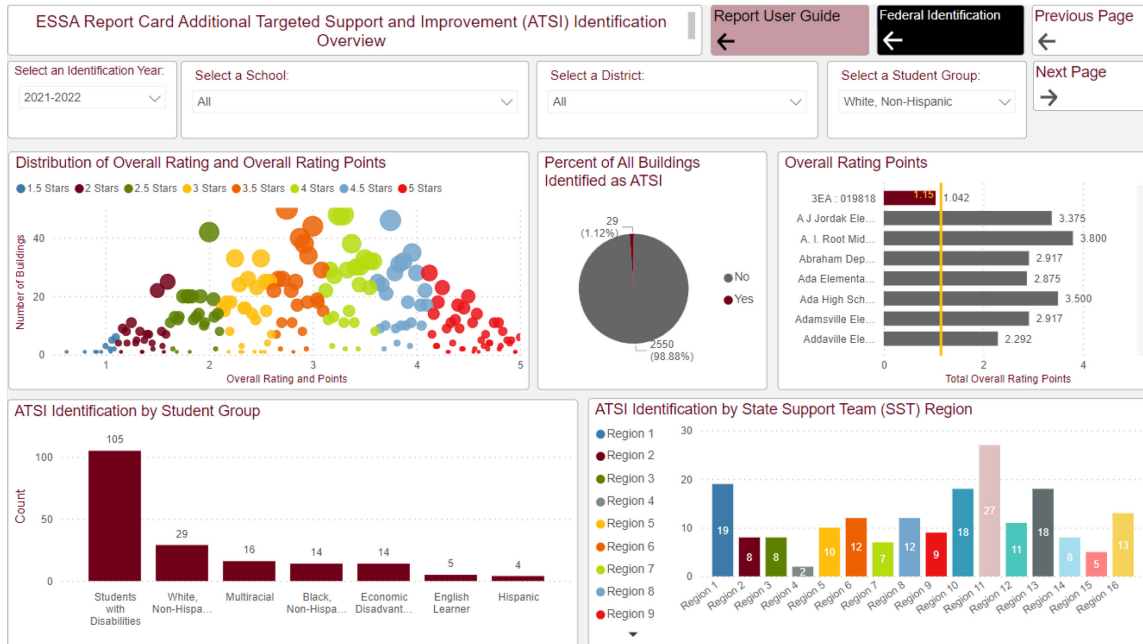


CSI CALCULATION OVERVIEW AND COMPONENT DETAILS

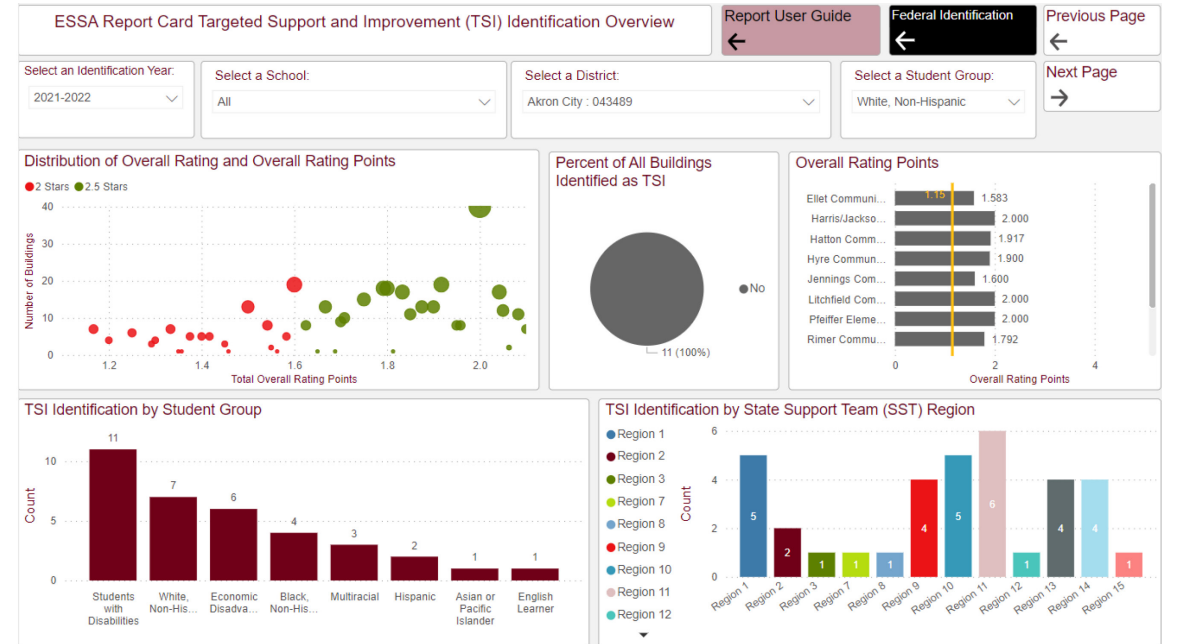


ATSI AND TSI

ATSI



TSI



ATSI AND TSI COMPONENT DETAILS

ESSA Report Card Additional Targeted/Targeted Support and Improvement (ATSI/TSI) Component Details

Report User Guide

Federal Identification

Previous Page

Select an Identification Year:

2021-2022

Select a School:

All

Select a District:

Akron City : 043489

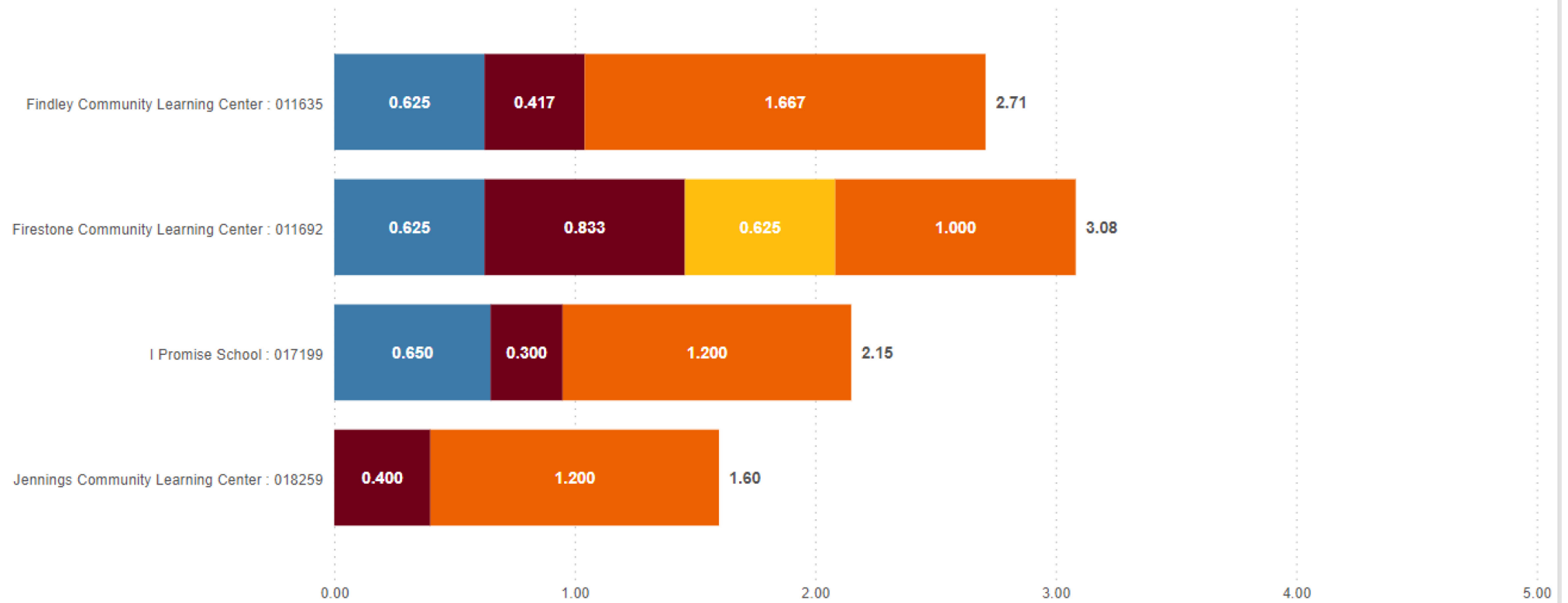
Select a Student Group:

Hispanic

Next Page

Overall Rating Points and Component Contributions

● Gap Closing Points ● Achievement Points ● Early Literacy Points ● Graduation Rate Points ● Progress Points



TSI CALCULATION DETAILS

Targeted State Support Identification (TSI) Calculation Details

Report User Guide

Federal Identification

Previous Page

Select an Identification Year:

All

Select a School:

All

Select a District:

All

Select a Student Group:

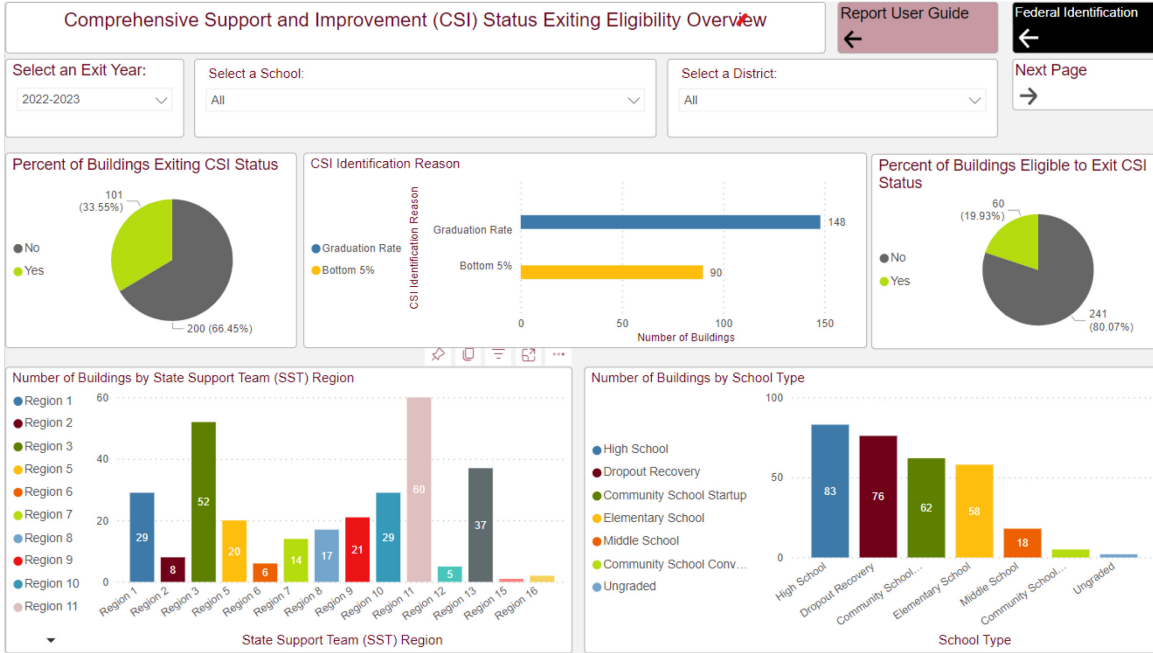
All

This page provides a complete overview of the ESSA Report Card Targeted Support and Improvement (TSI) Calculation, including overall and component performance and TSI Identification status. Only schools identified as TSI are presented.

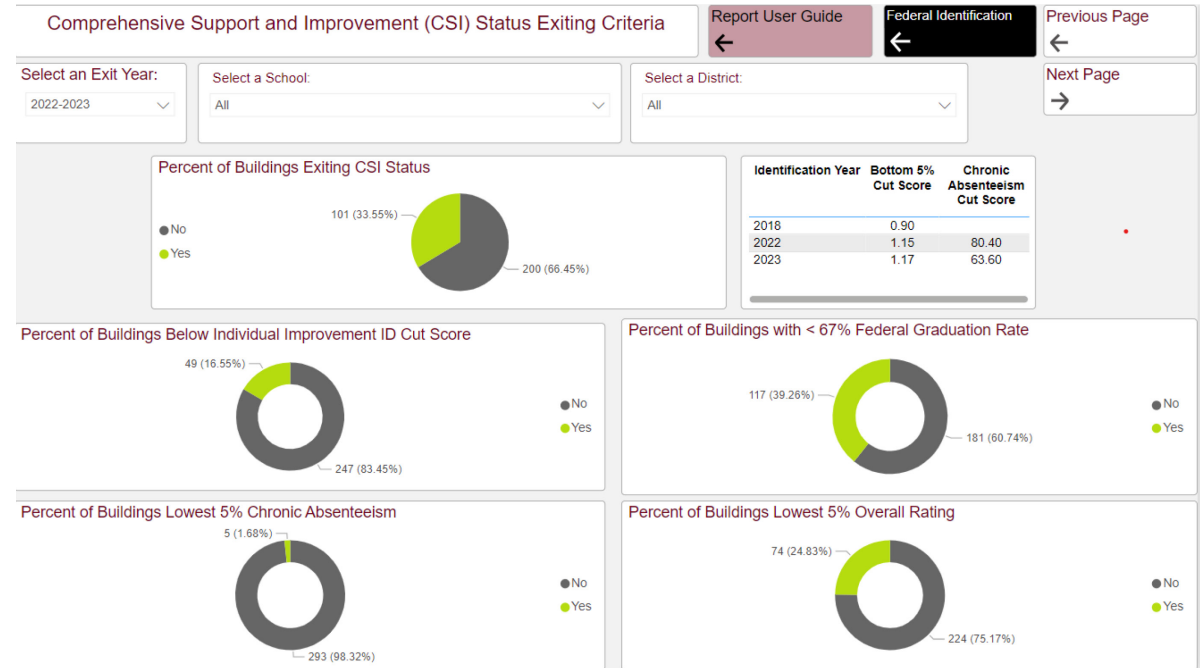
RN	County	State Support Team (SST) Region	State Report Card Type	School Type	Student Group	TSI Identification Status	TSI Student Group Identification	Federal Graduation Rate	Overall Rating	Total Rating
Schools District : 043802	Franklin	Region 11	Traditional	Elementary School	English Learner	Yes	TSI	NC	2 Stars	
Schools District : 043802	Franklin	Region 11	Traditional	Elementary School	Hispanic	Yes		NC	2 Stars	
049833	Stark	Region 9	Traditional	Middle School	Students with Disabilities	Yes	TSI	NC	2 Stars	
03711	Stark	Region 9	Traditional	Elementary School	Black, Non-Hispanic	Yes	TSI	NC	2 Stars	
03711	Stark	Region 9	Traditional	Elementary School	Economic Disadvantage	Yes	TSI	NC	2 Stars	
03711	Stark	Region 9	Traditional	Elementary School	Hispanic	Yes		NC	2.5 Stars	
03711	Stark	Region 9	Traditional	Elementary School	Multiracial	Yes		NC	2 Stars	
03711	Stark	Region 9	Traditional	Elementary School	Students with Disabilities	Yes		NC	2 Stars	
03711	Stark	Region 9	Traditional	Elementary School	White, Non-Hispanic	Yes		NC	2 Stars	
045120	Wayne	Region 9	Traditional	Elementary School	Economic Disadvantage	Yes		NC	2 Stars	
045120	Wayne	Region 9	Traditional	Elementary School	Students with Disabilities	Yes		NC	2 Stars	
045120	Wayne	Region 9	Traditional	Elementary School	White, Non-Hispanic	Yes	TSI	NC	2 Stars	
044016	Sandusky	Region 1	Traditional	Elementary School	Multiracial	Yes		NC	2.5 Stars	
044016	Sandusky	Region 1	Traditional	Elementary School	Students with Disabilities	Yes		NC	2.5 Stars	
044016	Sandusky	Region 1	Traditional	Elementary School	White, Non-Hispanic	Yes	TSI	NC	2 Stars	
City : 043836	Summit	Region 8	Traditional	High School	Asian or Pacific Islander	Yes	TSI	NC	2.5 Stars	
City : 043836	Summit	Region 8	Traditional	High School	Black, Non-Hispanic	Yes		NC	2.5 Stars	
City : 043836	Summit	Region 8	Traditional	High School	Economic Disadvantage	Yes		82.6	2 Stars	



CSI EXITING ELIGIBILITY



- The far-left pie graph shows the percent of buildings meeting exit criteria while the far-right pie graph shows those eligible to exit the following year, if improvement continues



- This provides detail of the percent of buildings existing status

CSI EXITING STATUS DETAILS

Comprehensive Support and Improvement (CSI) Identification Status Exiting Details

Reports Overview

Federal Identification

Previous Page



Select an Exit Year:

Select a School:

Select a District:

This page provides a complete overview of the Exiting Eligibility and Status of Comprehensive Support and Improvement (CSI) schools. CSI Identification occurs on a 3-year cycle. When schools are first identified they are eligible to exit CSI status if they meet all exit criteria. Schools are not eligible to exit until the second year following identification.

*The 2022 CSI list was impacted by the COVID-19 pandemic and waivers.

Building Name/IRN	District Name/IRN	Exited CSI	Year Exited	CSI Status Year 1	CSI Exit Eligible Year 2	Year Identified	Federal Graduation Rate	Federal Graduation Criteria
David Hill Community Learning Center : 016253	Akron City : 043489	No		Bottom 5%	Yes		NC	Federal Grad
Helen Arnold Community Learning Center : 009107	Akron City : 043489	Yes	2023	Carried 2018	No	2018	NC	Federal Grad
Garfield Community Learning Center : 013128	Akron City : 043489	No		Bottom 5%	No	2018	77.6	Federal Grad
East Community Learning Center : 009498	Akron City : 043489	Yes	2023	Carried 2018	No	2018	83.2	Federal Grad
North High School : 027565	Akron City : 043489	Yes	2023	Carried 2018	No	2018	86.2	Federal Grad
Buchtel Community Learning Center : 004077	Akron City : 043489	Yes	2023	Carried 2018	No	2018	92.9	Federal Grad
Akron Alternative Academy : 000363	Akron City : 043489	No		Grad Rate and Bottom 5%	No	2018	0.0	Federal Grad
APS Online : 019803	Akron City : 043489	No		Graduation Rate	No		78.9	Federal Grad
Innes Community Learning Center : 017459	Akron City : 043489	Yes	2023	Carried 2018	No	2018	NC	Federal Grad



STUDENT GROUP ACCOUNTABILITY

STUDENT GROUP ACCOUNTABILITY

- [Ohio Revised Code 3317.40](#) requires schools to use funds appropriately to ensure that all students are provided an opportunity to graduate from high school prepared for a career or post-secondary education.
- This statute outlines that four groups of students often face unique challenges and require additional resources: English learners, students with disabilities, economically disadvantaged students, and gifted students.
- DEW is required to annually publish a list of schools and districts that show satisfactory achievement and progress for each of these groups based on performance measures. Schools and districts who receive state funding to serve these student groups and who fail to show satisfactory achievement and progress are required to submit an improvement plan.

NEXT STEPS AFTER IDENTIFICATION

- It is best practice to use Student Group Identifications to inform ongoing updates to One Plans.
- It is recommended that districts and schools who receive these identifications review (and update as needed) their One Plans to ensure the reasons for identification are addressed.

PERFORMANCE INDEX THRESHOLDS

DISTRICTS

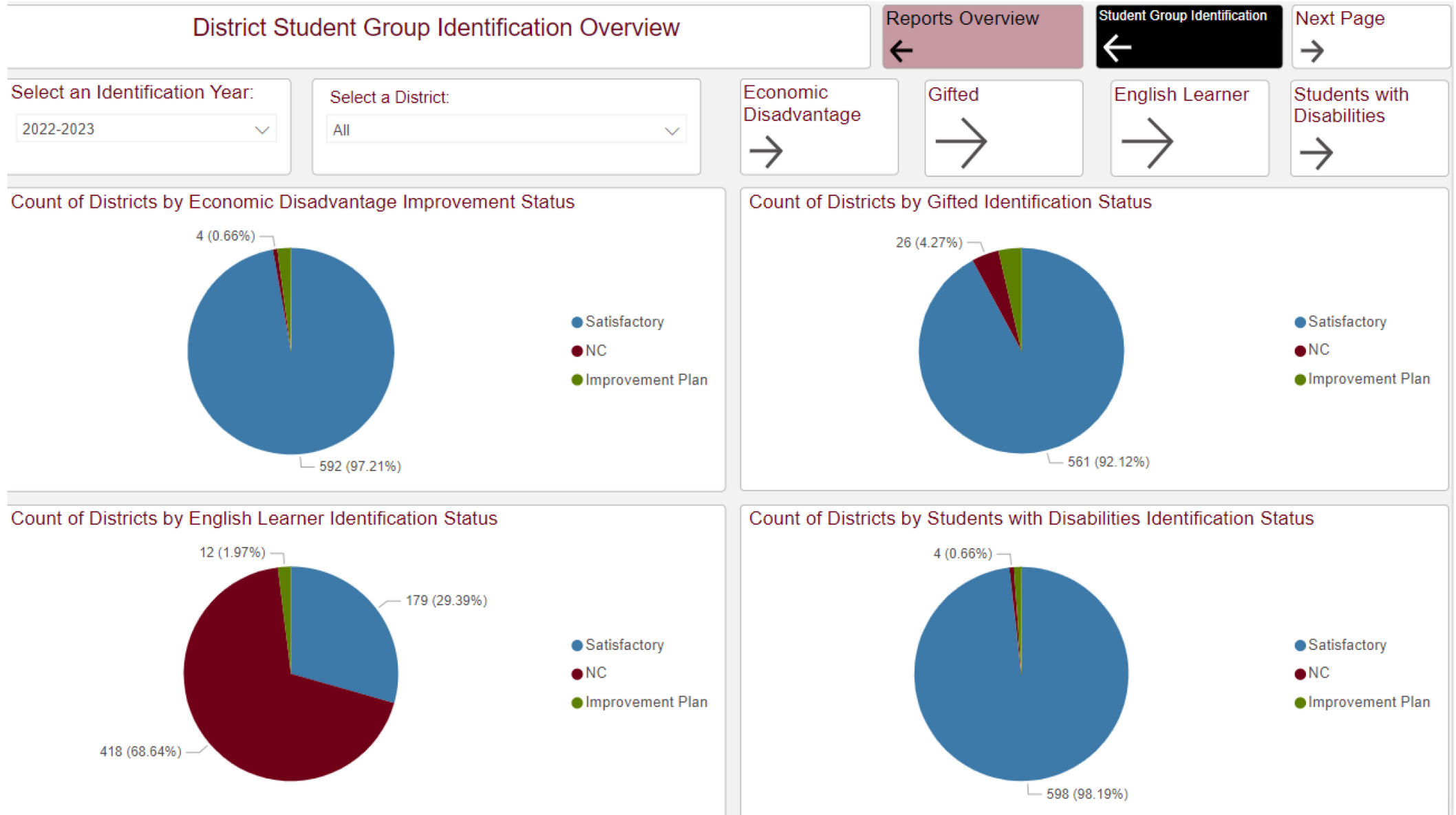
	Math	English Language Arts
English Learners	62.845	67.784
Students with Disabilities	48.801	53.826
Economically Disadvantaged	63.844	73.356

SCHOOLS

	Math	English Language Arts
English Learners	61.737	67.138
Students with Disabilities	48.44	53.623
Economically Disadvantaged	62.76	72.655

STUDENT GROUP DEMO

DISTRICT STUDENT GROUP ACCOUNTABILITY OVERVIEW PAGE 1



OVERVIEW PAGE 2

District Student Group Identification Regional Information

Reports Overview



Student Group Identification



Previous Page



Next Page



Select an Identification Year:

2022-2023

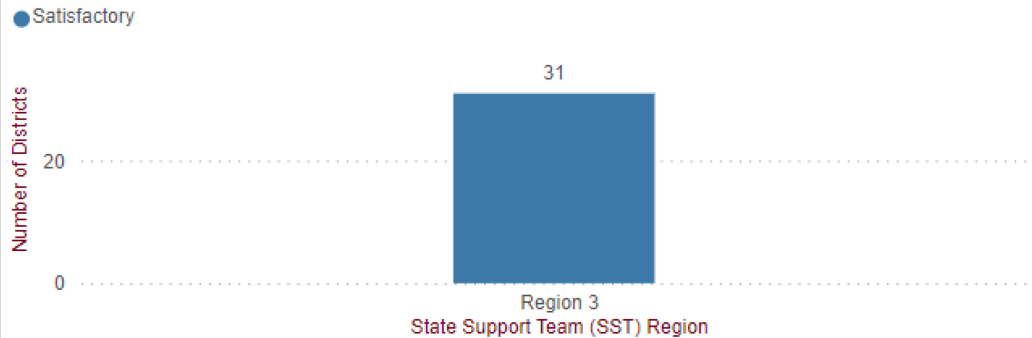
Select a District:

All

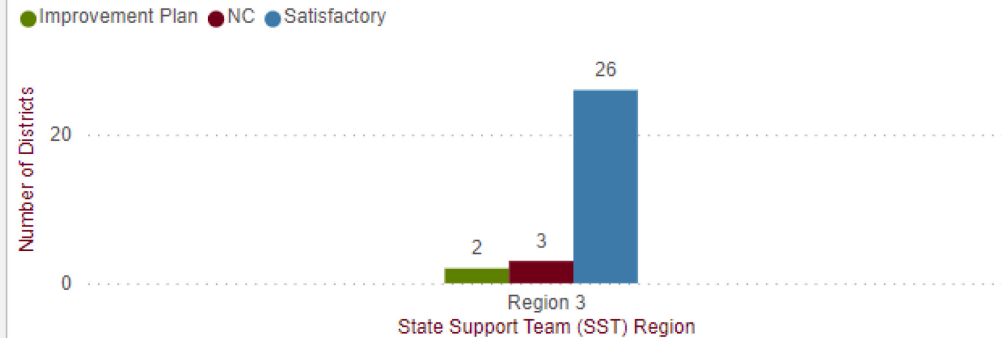
Select a State Support Team (SST) Region:

Region 3

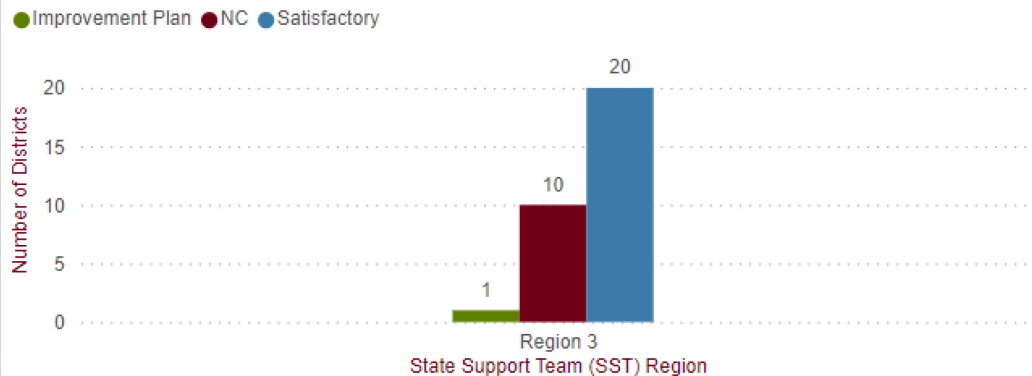
Number of Districts by State Support Team (SST) Region and Economic Disadvantage Identification Status



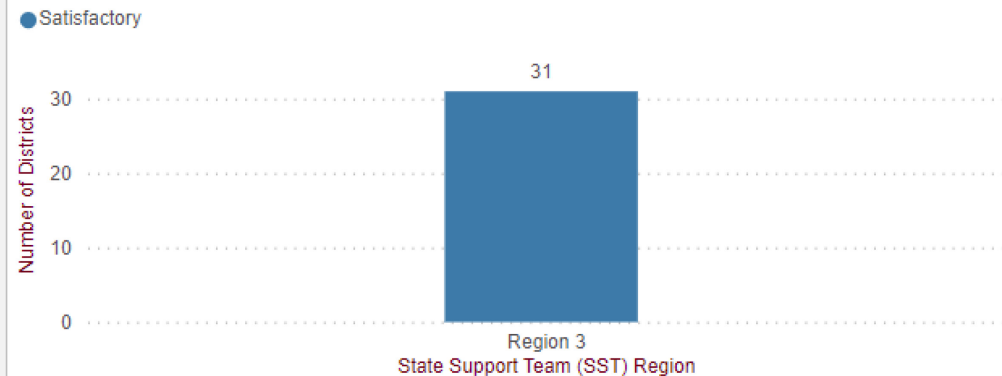
Number of Districts by State Support Team (SST) Region and Gifted Identification Status



Number of Districts by State Support Team (SST) Region and English Learner Identification Status



Number of Districts by State Support Team (SST) Region and Students with Disabilities Identification Status



DATA DETAILS

District Student Group Identification Details

Reports Overview

Student Group Identification

Previous Page



Select an Identification Year:

2022-2023

Select a District:

All

Select a State Support Team (SST) Region:

Region 3

Next Page



District Name/IRN	State Support Team (SST) Region	Economic Disadvantage Identification Status	English Learner Identification Status	Gifted Identification Status	Students with Disabilities Identification Status	Watermark
Bay Village City : 043547	Region 3	Satisfactory	NC	Satisfactory	Satisfactory	
Beachwood City : 043554	Region 3	Satisfactory	Satisfactory	Satisfactory	Satisfactory	
Bedford City : 043562	Region 3	Satisfactory	Satisfactory	Satisfactory	Satisfactory	
Berea City : 043612	Region 3	Satisfactory	Satisfactory	Satisfactory	Satisfactory	
Brecksville-Broadview Heights City : 043646	Region 3	Satisfactory	Satisfactory	Satisfactory	Satisfactory	
Brooklyn City : 043653	Region 3	Satisfactory	Satisfactory	Satisfactory	Satisfactory	
Chagrin Falls Exempted Village : 045286	Region 3	Satisfactory	NC	Satisfactory	Satisfactory	
Cleveland Heights-University Heights City : 043794	Region 3	Satisfactory	Satisfactory	Satisfactory	Satisfactory	
Cleveland Municipal : 043786	Region 3	Satisfactory	Satisfactory	Satisfactory	Satisfactory	
Cuyahoga Heights Local : 046557	Region 3	Satisfactory	NC	Satisfactory	Satisfactory	
East Cleveland City School District : 043901	Region 3	Satisfactory	NC	Improvement Plan	Satisfactory	
Euclid City : 043950	Region 3	Satisfactory	NC	Satisfactory	Satisfactory	
Fairview Park City : 043976	Region 3	Satisfactory	Satisfactory	Satisfactory	Satisfactory	
Garfield Heights City Schools : 044040	Region 3	Satisfactory	Improvement Plan	NC	Satisfactory	
Independence Local : 046565	Region 3	Satisfactory	NC	Satisfactory	Satisfactory	
Lakewood City : 044198	Region 3	Satisfactory	Satisfactory	Satisfactory	Satisfactory	
Maple Heights City : 044305	Region 3	Satisfactory	NC	NC	Satisfactory	
Mayfield City : 044370	Region 3	Satisfactory	Satisfactory	Satisfactory	Satisfactory	
North Olmsted City : 044529	Region 3	Satisfactory	Satisfactory	Satisfactory	Satisfactory	
North Royalton City : 044545	Region 3	Satisfactory	Satisfactory	Satisfactory	Satisfactory	
Olmsted Falls City : 046573	Region 3	Satisfactory	NC	Satisfactory	Satisfactory	
Orange City : 046581	Region 3	Satisfactory	Satisfactory	Satisfactory	Satisfactory	
Parma City : 044636	Region 3	Satisfactory	Satisfactory	Satisfactory	Satisfactory	
Richmond Heights Local : 046599	Region 3	Satisfactory	NC	NC	Satisfactory	
Rocky River City : 044701	Region 3	Satisfactory	Satisfactory	Satisfactory	Satisfactory	



ECONOMIC DISADVANTAGE OVERVIEW

District Economic Disadvantage Identification Overview

Select an Identification Year:

Select a District:

District Name/IRN	Identification Status
Ada Exempted Village : 045187	Satisfactory
Adams County Ohio Valley Local : 061903	Satisfactory

Reports Overview
Student Group Identification
District Overview

←
←
←

Student Group Points

● ELA Student Group Points ● Math Student Group Points

Next Page
→

ELA Performance Index

Math Performance Index

ELA Value Added Gains

Math Value Added Gains



WHAT'S NEXT FOR THE IDENTIFICATION DASHBOARD?

QUESTIONS AND ANSWERS

1. [Webinar Q&A Submissions](#)
2. Reach out to regional.support@education.ohio.gov with lingering questions, issues, or feedback.
3. [Exit Survey](#) for Today's Webinar

QUESTIONS?

EDUCATION.OHIO.GOV



**Department of
Education &
Workforce**





**Department of
Education &
Workforce**

EDUCATION.OHIO.GOV