



**Department of
Education &
Workforce**

Ohio's Special Education Rating

October 2024



Office of Accountability, Department of Education and Workforce

Office for Exceptional Children, Department of Education and Workforce

Early Education, Department of Children and Youth



What is a Special Education Rating?

- IDEA 2004 requires each state to make annual ratings on the performance of each local district and community school
- Ratings evaluate implementation of IDEA requirements

Topics

What is a Special Education Rating?

How does the rating differ from the Special Education Profile?

What does the rating measure?

How are student results measures calculated?

How is the rating category determined?

What actions are required based on the rating?

How do the Profile and Rating differ?



Special Education Profile

Sent in late fall

Displays longitudinal data in graphical format

Includes results and compliance indicators

Notifies districts of any required actions for the year

Compliance rates below 100% have required actions

Special Education Rating



Sent the following October

Based on data from the previous school year

Includes results and compliance indicators, as well as audit findings

Indicators with lower scores have already been/are being addressed

Credit given for substantial compliance (at or above 95%)

Special Education Rating Categories

Meets Requirements

Needs Assistance

Needs Intervention

Needs Substantial Intervention

Ohio's 2024 Special Education Rating

2024 district ratings
are based on
procedural compliance data
from the
2022-2023 school year
and student results data from the
2021-2022 school year



Indicators Used to Determine Rating

Performance on compliance indicators

Timely correction of noncompliance

Submission of valid, reliable and timely data

IDEA-specific audit findings

Student results measures

Compliance Indicators

Discipline Discrepancy by Race (Indicator 4b)

Disproportionate Representation (Indicators 9 & 10)

Timely Initial Evaluations (Indicator 11)

IEP Developed & Implemented by Third Birthday (Indicator 12)

Secondary Transition Planning (Indicator 13)

Timely Correction of Noncompliance (Indicator 15)

Valid & Reliable Data (Indicator 20)

Results Indicators

Graduation Rate (Indicator 1)

Dropout Rate (Indicator 2)

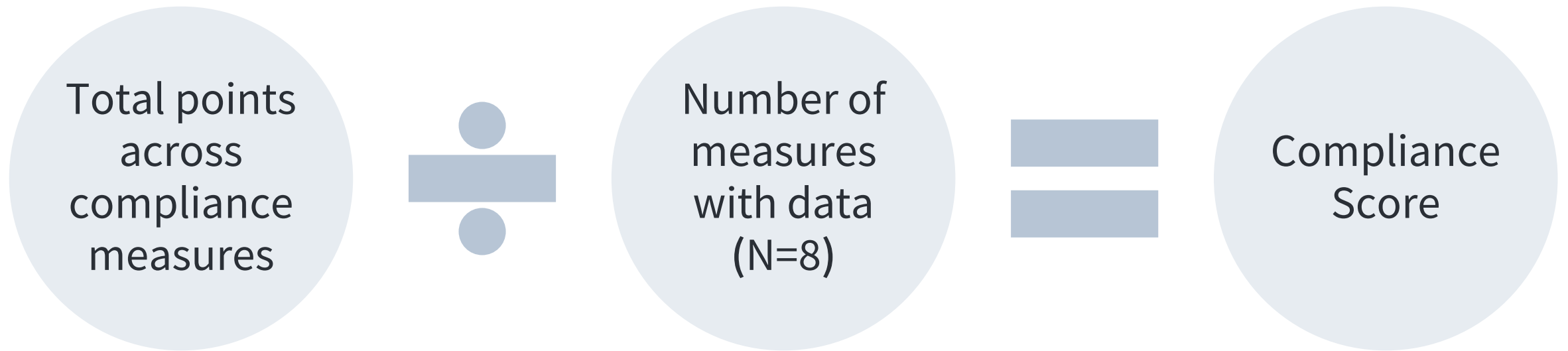
Calculating the Rating

2024 Special Education Rating

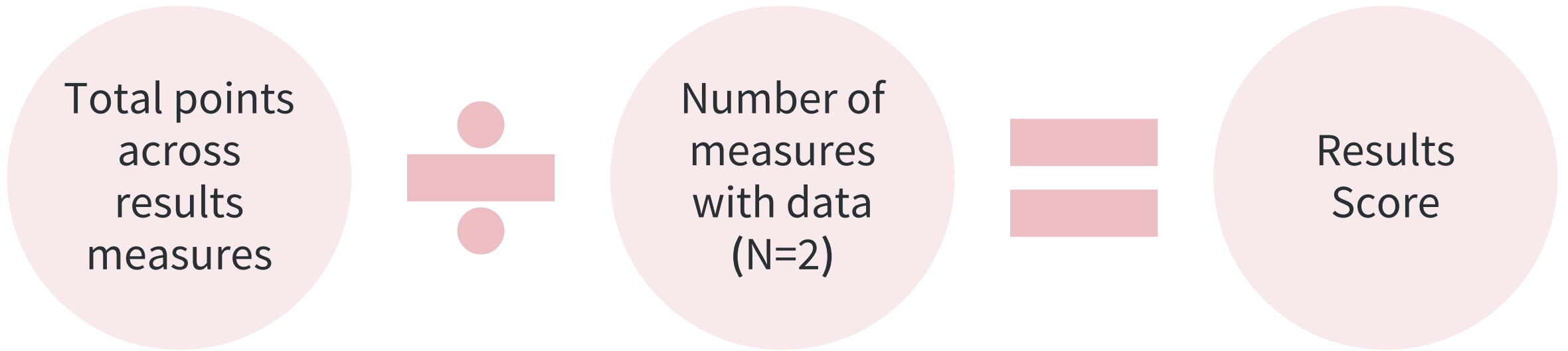
Compliance Score

Results Score

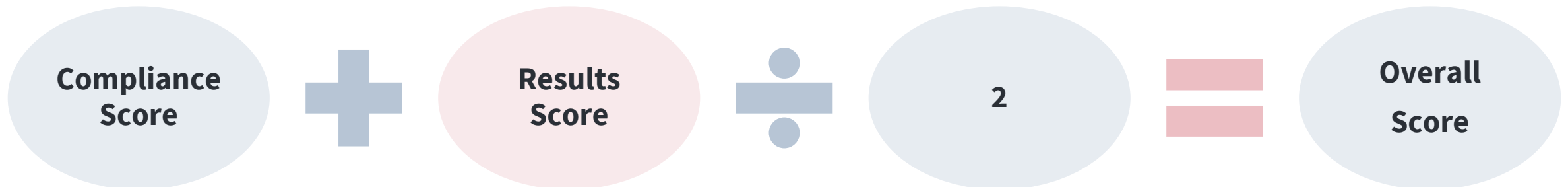
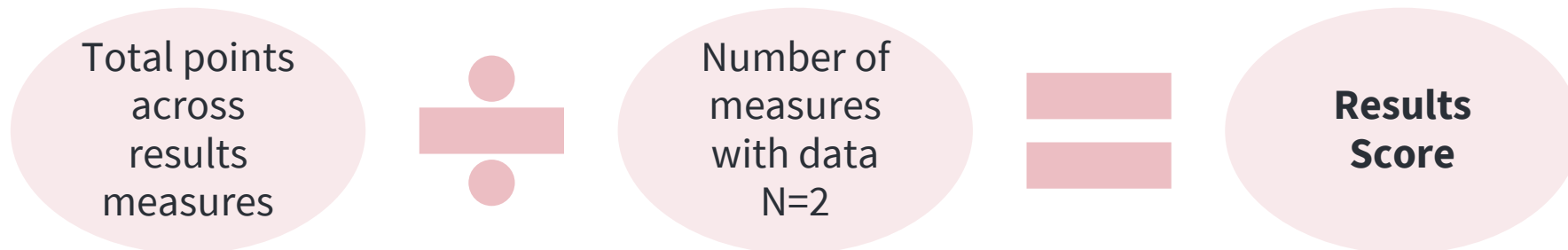
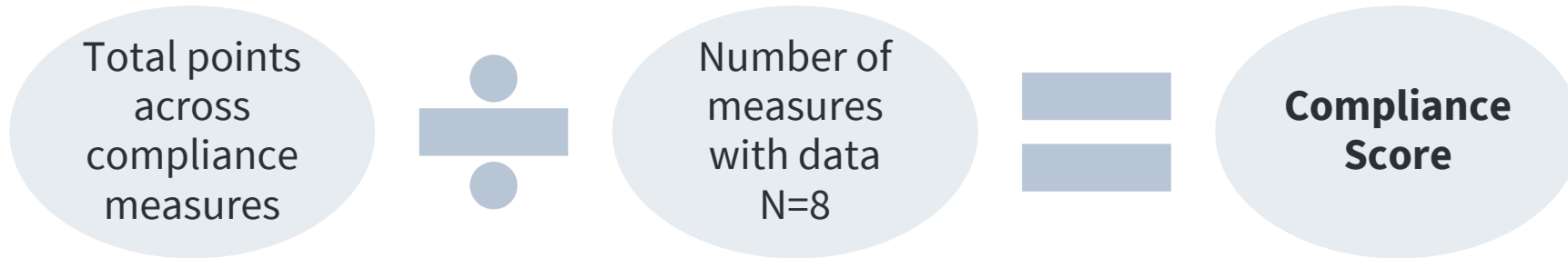
Calculating the Compliance Score



Calculating the Results Score



Calculating the 2024 Special Education Rating



Determining the Rating

Rating	Overall Score
Meets Requirements	3.75 – 4.00 points
Needs Assistance	3.00 – 3.74 points
Needs Intervention	1.25 – 2.99 points
Needs Substantial Intervention	<1.25 points

Additional Criteria for the 2024 Rating

- Successful completion of the prior Special Education Profile monitoring cycle
- Districts and community schools that were unable to demonstrate systemic improvement through the 2023-2024 profile monitoring cycle will receive a rating of ***Needs Intervention*** regardless of the overall score

2024 Special Education Rating Criteria

2024 Special Education Rating	Criteria
Meets Requirements	Average of Compliance and Results scores of 3.75 – 4.00
Needs Assistance	Average of Compliance and Results scores of 3.00 – 3.74
Needs Intervention	<p>LEA must meet at least one of the following criteria:</p> <ul style="list-style-type: none"> • Compliance score of 1.25 – 2.99; OR • Rating of Needs Assistance for 3 or more consecutive years; OR • Failure to complete the indicator monitoring process by the systemic improvement deadline; OR • Continued noncompliance (defined as two or more consecutive years of uncorrected noncompliance)
Needs Substantial Intervention	<p>LEA must meet at least one of the following criteria:</p> <ul style="list-style-type: none"> • Compliance score of 0.00 – 1.24; OR • Rating of Needs Intervention for 3 or more consecutive years



2024 Special Education Rating Actions

2024 Special Education Rating	Enforcement Actions
Meets Requirements	<ul style="list-style-type: none"> Refer to the 2024-2025 Special Education Profile to review indicator data. Inform districts of technical assistance available from State Support Teams (SSTs) and other resources.
Needs Assistance	<ul style="list-style-type: none"> Refer to the 2024-2025 Special Education Profile to review indicator data. Inform districts of technical assistance available from State Support Teams (SSTs) and other resources. Require a district self-review and improvement plan to address compliance and student results indicator(s) with lower scores.
Needs Intervention	<ul style="list-style-type: none"> Refer to the 2024-2025 Special Education Profile to review indicator data. Inform districts of technical assistance available from State Support Teams (SSTs) and other resources. Require a district self-review and improvement plan to address compliance and student results indicator(s) with lower scores. Refer to the Office for Exceptional Children’s Supports & Monitoring team for an IDEA Monitoring Review if one is not already ongoing.
Needs Substantial Intervention	<ul style="list-style-type: none"> Refer to the 2024-2025 Special Education Profile to review indicator data. Inform districts of technical assistance available from State Support Teams (SSTs) and other resources. Refer to the Office for Exceptional Children’s Supports & Monitoring team for an IDEA Monitoring Review if one is not already ongoing. Withhold, in whole or in part, any Part B funds and require completion of specific corrective actions before release of funds in alignment with the Department’s System of Progressive Sanctions, Ohio Revised Code (ORC §3317.01), the Individuals with Disabilities Education Act (IDEA 2004), and federal regulations at 34 C.F.R. Part 300. Require intensive SST support.



Special Education Rating Year-to-Year Comparison

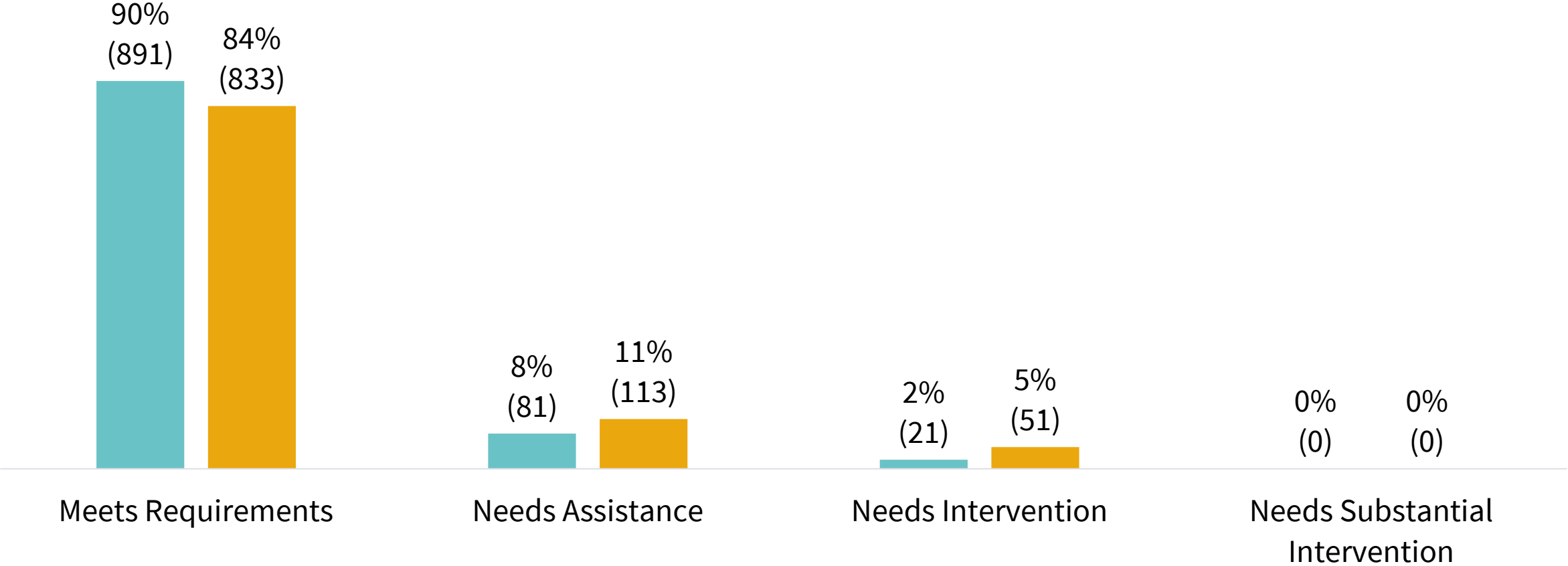
Rating	Number of Districts and Community Schools	
	2023	2024
Meets Requirements	891	833
Needs Assistance	81	113
Needs Intervention	21	51
Needs Substantial Intervention	0	0



Special Education Rating Year-to-Year Comparison Graph

Special Education Rating Year-to-Year Comparison

■ 2023 ■ 2024



Accessing the Special Education Rating

Districts access their Rating & Profile through the OH|ID Portal



Enter District Name or IRN:


Sample District 1

REPORTS MENU

IRN: 999999 User: oec_user


Special Education Profile

2024-2025 Special Education Profile

Report	Publication Date	Data Year
 2024-2025 Special Education Profile	Coming Soon	2023-24

Special Education Rating

2024 Special Education Rating

Report	Publication Date	Data Year
 2024 Special Education Rating	10/24/2024	2022-23

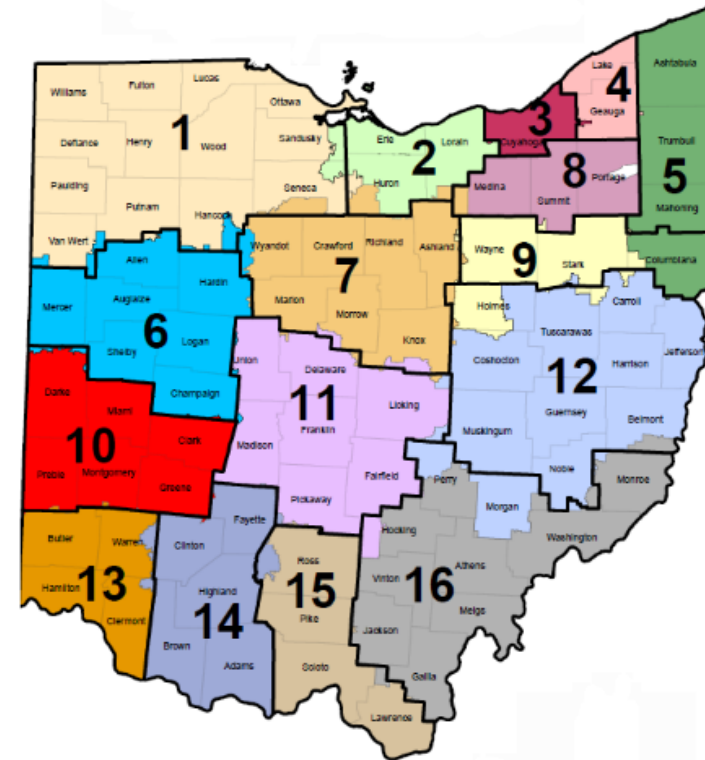


Resources and Assistance

Ohio's Special Education Rating [webpage](#)

Send questions to
determinations@education.ohio.gov

For assistance with improving your rating,
contact your [State Support Team](#).



QUESTIONS?

EDUCATION.OHIO.GOV



**Department of
Education &
Workforce**





**Department of
Education &
Workforce**

EDUCATION.OHIO.GOV