



 United States Department of Agriculture		State Agency Template Community Eligibility Provision (CEP) Annual Notification of Local Educational Agencies (LEA)												
SY 2019-2020		State agency: Ohio Department of Education												
Instructions:														
• In column 3-A, enter the LEA ID, LEA name, and district-wide identified student percentage (DSP) for every LEA with at least one eligible school.														
• An "X" will appear in the appropriate column 4 or 5 to indicate that the LEA is eligible or near eligible to participate in CEP. Only one column should be marked between columns 4-5.														
• Follow the instructions in row 7 to complete columns 6-11.														
• An "X" will appear in column 12 if all the schools in the LEA in column 3 are participating in CEP (the # of schools entered in columns 8 and 10 should match).														
• An "S" will appear in column 13 if one or some schools in the LEA in column 2 are participating in CEP (the # of schools entered in column 10 is less than the # of schools entered in column 8).														
• Provide additional comments or clarifications in column 14.														
• Submit completed template by communityeligibility@doe.ohio.gov by May 1 to publish the list of LEAs receiving CEP eligibility notices on your website. This information will be linked to FNS CEP web site. LEAs receiving notices for district-wide eligibility must be reported in the columns below.														
			COLUMN 4 & 5 AUTOMATICALLY POPULATE (Only One Column Should Be Marked per LEA)				INFORMATION FOR ENTIRE LEA ONLY (Only One Column Should Be Marked per LEA)			INFORMATION FOR PARTICIPATING CEP SCHOOLS ONLY		FOR LEAs PARTICIPATING IN CEP IN AT LEAST ONE SCHOOL (Columns 12 & 13 Automatically Populate. Only One Column Should Be Marked per LEA)		
1	2	3	4	5	6	7	8	9	10	11	12	13	14	
LEA ID	LEA name	District-wide Identified Student Percentage (DSP)	Eligible to Participate District-wide	Near Eligible to Participate District-wide	Currently Participating in CEP	Participating and Eligible for a Grace Year	Total Number of Schools in Participating, Eligible, and Near-Eligible LEAs	Total Student Enrollment in Participating and Eligible LEAs	Total Number of CEP Schools in the LEA	Total Student Enrollment at CEP Schools	Currently Participating in CEP District-wide	Currently Participating in CEP in One or Some Schools (Not District-wide)	Comments	
<p>Enter the LEA ID, as reported on the FNS-742, for each LEA with at least one school eligible to participate in CEP.</p> <p>Enter the name of each LEA, as reported on the FNS-742, with at least one CEP-eligible school. Yellow cells will clear once data is entered.</p> <p>Enter the district-wide DSP as of April 1 of the current year. DSP is the percentage of identified students divided by total enrollment. Enter the DSP as a percentage rounded to two decimals. Ex: 62.50%</p> <p>If using the FNS-742 to complete this column, note that data reported in Section 3 of the FNS-742 (Students approved as free eligible not subject to verification) does not include the corresponding data for students in CEP schools or non-regular year Special Provision schools. For a more accurate count of the # of identified students in the LEA level, States are encouraged to combine the total # of students reported in Section 3 of the FNS-742 for that LEA plus the LEA-level data submitted for inclusion in Data Element #3 of the State-level FNS-834 (the # of SNAP children in CEP schools and non-regular year Special Provision schools).</p> <p>DO NOT INCLUDE THE 3-A MULTIPLE</p> <p>An DSP greater than 100.00% will result in an error and the cell will be highlighted red until corrected. Yellow cells will clear once data is entered.</p> <p>An "X" will appear in this column if the LEA in column 2 is eligible to participate in CEP. (DSP in column 3 is >=40%).</p> <p>An "X" will appear in this column if the LEA in column 2 is nearly eligible to participate in CEP. (DSP in column 3 is >=30% and <40%).</p> <p>Note: The "X" in column 4 or 5 will result in an error and the cell will be highlighted red until corrected.</p> <p>Note: The "X" in column 6 will result in an error and the cell will be highlighted red until corrected.</p> <p>Note: The "X" in column 7 will result in an error and the cell will be highlighted red until corrected.</p> <p>A yellow cell in this column indicates missing data. Enter the total # of CEP schools to clear the cell color.</p> <p>A yellow cell in this column indicates missing enrollment data. Enter the total # of CEP schools to clear the cell color.</p> <p>If the LEA in column 2 is currently participating in CEP (there is an "X" in column 4 or 5), enter the total # of CEP schools. For any participating LEA, the total # of schools entered in this column is greater than the total # of schools entered in column 8. This will result in an error in columns 12 and 13 until corrected.</p> <p>A yellow cell in this column indicates missing enrollment data. Enter the total # of CEP schools to clear the cell color.</p> <p>If the LEA in column 2 is currently participating in CEP (there is an "X" in column 4 or 5), enter the total # of students enrolled at all CEP schools. For any participating LEA, the total # of students enrolled in all CEP schools entered in column 10 is greater than the # of schools entered in column 12.</p> <p>A yellow cell in this column indicates missing enrollment data. Enter the total # of CEP schools to clear the cell color.</p> <p>An "X" will appear in this column if all schools in the LEA in column 2 are participating in CEP in the LEA in column 2.</p> <p>An "S" will appear in this column if one or some schools in the LEA in column 2 are participating in CEP in one or some schools, then the # of schools entered in column 8 should be more than the # of CEP schools entered in column 10.</p>														
000419	Albion Academy	68.01%	X		X		1	572	1	572	A			
000426	Summit Academy Columbus	57.50%	X		X		1	60	1	60	A			
000297	Summit Academy Dayton	59.34%	X		X		1	145	1	145	A			
000298	Summit Academy Secondary - Akron	63.55%	X		X		1	62	1	62	A			
000300	Summit Academy Secondary - Canton	61.46%	X		X		1	62	1	62	A			
000301	Summit Academy - Toledo	64.02%	X		X		1	64	1	64	A			
000302	Summit Academy Secondary School Parma	64.62%	X		X		1	186	1	186	A			
000303	Summit Academy High School Youngstown	65.8%	X		X		1	148	1	148	A			
000305	Summit Academy Community School Warren	71.07%	X		X		1	188	1	188	A			
000306	Summit Academy Cincinnati	59.34%	X		X		1	51	1	51	A			
000319	Conestoga Schools Madison Community	65.19%	X		X		1	244	1	244	A			
000320	Conestoga Schools Laramie Community Middle School	54.92%	X		X		1	100	1	100	A			
000438	Newton SIG Academy	98.46%	X		X		1	532	1	532	A			
000442	Manchester Local RD	61.26%	X		X		2	858	2	858	A			
000509	Walsh Preparatory and Fitness Academy	61.11%	X		X		1	244	1	244	A			
000510	Springfield Preparatory and Fitness Academy	77.00%	X		X		1	170	1	170	A			

 United States Department of Agriculture		State Agency Template Community Eligibility Provision (CEP) Annual Notification of Local Educational Agency (LEA)												
SY 2019-2020		State agency: Ohio Department of Education												
Instructions:														
• In column 3-A, enter the LEA ID, LEA name, and district-wide identified student percentage (DSP) for every LEA with at least one eligible school.														
• An "X" will appear in the appropriate columns 4 and 5 to indicate that the LEA is eligible or non-eligible to participate in CEP. Only one column should be marked between columns 4-5.														
• Follow the instructions in row 7 to complete columns 6-13.														
• An "X" will appear in column 12 if all the schools in the LEA in column 2 are participating in CEP (the # of schools entered in columns 8 and 10 should match).														
• An "S" will appear in column 13 if one or more schools in the LEA in column 2 are participating in CEP (the # of schools entered in column 8 is less than the # of schools entered in column 10).														
• Provide additional comments or clarifications in column 14.														
• Submit completed template by communityeligibility@doe.ohio.gov by May 1 to publish the list of LEAs receiving CEP eligibility notices on your website. This information will be linked to FNS CEP web site. LEAs receiving notices for district-wide eligibility must be reported in the columns below.														
			COLUMN 4 & 5 AUTOMATICALLY POPULATE (Only One Column Should Be Marked per LEA)			INFORMATION FOR ENTIRE LEA ONLY (Only One Column Should Be Marked per LEA)			INFORMATION FOR PARTICIPATING CEP SCHOOLS ONLY		FOR LEAs PARTICIPATING IN CEP IN AT LEAST ONE SCHOOL (Columns 12 & 13 Automatically Populate. Only One Column Should Be Marked per LEA)			
1	2	3	4	5	6	7	8	9	10	11	12	13	14	
LEA ID	LEA name	District-wide Identified Student Percentage (DSP)	Eligible to Participate District-wide	Near Eligible to Participate District-wide	Currently Participating in CEP	Participating and Eligible for a Grace Year	Total Number of Schools in Participating, Eligible, and Near-Eligible LEAs	Total Student Enrollment in Participating and Eligible LEAs	Total Number of CEP Schools in the LEA	Total Student Enrollment at CEP Schools	Currently Participating in CEP District-wide	Currently Participating in CEP in One or More Schools (Not District-wide)	Comments	
Enter the LEA ID, as reported on the FNS-742, for each LEA with at least one school eligible to participate in CEP. Entering duplicate LEA IDs will result in an error and the duplicate cells will be highlighted in red until corrected. Yellow cells will clear once data is entered.	Enter the name of each LEA, as reported on the FNS-742, for each LEA with at least one CEP-eligible school. Yellow cells will clear once data is entered.	Enter the district-wide DSP as of April 1 of the current year. DSP is # of identified students divided by total enrollment. Enter the DSP as a percentage rounded to two decimals. Ex: 62.50% If using the FNS-742 to complete this column, note that data reported in Section 3 of the FNS-742 (Districts approved as free eligible not subject to verification) does not include the corresponding data for students in CEP schools or non-traditional Special Provision schools. For a more accurate count of the # of identified students in the LEA level, States are encouraged to combine the total # of students reported in Section 3 of the FNS-742 for that LEA plus the LEA-level data submitted for inclusion in Data Element #3 of the State-level FNS-834 (the # of SNAP children in CEP schools and non-traditional Special Provision schools). DO NOT INCLUDE THE 3-A MULTIPLE An DSP greater than 100.00% will result in an error and the cell will be highlighted red until corrected. Yellow cells will clear once data is entered.	An "X" will appear in this column if the LEA in column 2 is eligible to participate in CEP (DSP in column 3 is >=60%).	An "X" will appear in this column if the LEA in column 2 is nearly eligible to participate in CEP (DSP in column 3 is >=50% and <60%). Note: The "X" in column 4 does not appear in this column if the LEA in column 2 is currently participating in CEP (the # of schools in column 8 is greater than the # of schools in column 10) or if the LEA in column 2 is currently participating in CEP (the # of schools in column 8 is equal to the # of schools in column 10).	An "X" will appear in this column if the LEA in column 2 is currently participating in CEP (the # of schools in column 8 is greater than the # of schools in column 10) or if the LEA in column 2 is currently participating in CEP (the # of schools in column 8 is equal to the # of schools in column 10).	An "X" will appear in this column if the LEA in column 2 is currently participating in CEP (the # of schools in column 8 is greater than the # of schools in column 10) or if the LEA in column 2 is currently participating in CEP (the # of schools in column 8 is equal to the # of schools in column 10).	If the LEA in column 2 is currently participating in CEP (the # of schools in column 8 is greater than the # of schools in column 10) or if the LEA in column 2 is currently participating in CEP (the # of schools in column 8 is equal to the # of schools in column 10).	If the LEA in column 2 is currently participating in CEP (the # of schools in column 8 is greater than the # of schools in column 10) or if the LEA in column 2 is currently participating in CEP (the # of schools in column 8 is equal to the # of schools in column 10).	If the LEA in column 2 is currently participating in CEP (the # of schools in column 8 is greater than the # of schools in column 10) or if the LEA in column 2 is currently participating in CEP (the # of schools in column 8 is equal to the # of schools in column 10).	If the LEA in column 2 is currently participating in CEP (the # of schools in column 8 is greater than the # of schools in column 10) or if the LEA in column 2 is currently participating in CEP (the # of schools in column 8 is equal to the # of schools in column 10).	If the LEA in column 2 is currently participating in CEP (the # of schools in column 8 is greater than the # of schools in column 10) or if the LEA in column 2 is currently participating in CEP (the # of schools in column 8 is equal to the # of schools in column 10).	If the LEA in column 2 is currently participating in CEP (the # of schools in column 8 is greater than the # of schools in column 10) or if the LEA in column 2 is currently participating in CEP (the # of schools in column 8 is equal to the # of schools in column 10).	An "S" will appear in this column if all schools in the LEA in column 2 are participating in CEP. If the LEA in column 2 is participating in CEP in one or more schools, then the # of schools entered in column 8 should be more than the # of CEP schools entered in column 10.	
000511	Northland Preparatory and Divosa Academy	61.93%	X		X		1	305	1	305	A			
000527	Cleveland Academy for Scholarship Technology and Leadership	70.35%	X		X		1	226	1	226	A			
000514	Constellation Schools Puritas Community Middle	61.22%	X		X		1	111	1	111	A			
000546	Winterfield Venture Academy	60.74%	X		X		1	517	1	517	A			
000529	Orion Academy	60.64%	X		X		1	471	1	471	A			
000569	Aqua Academy	71.73%	X		X		1	472	1	472	A			
000575	Hope Academy Northwest Campus	73.73%	X		X		1	217	1	217	A			
000577	Falcon Academy	64.07%	X		X		1	612	1	612	A			
000609	Summit Academy School - Joplin	71.33%	X		X		1	50	1	50	A			
000610	Summit Academy Middle School Columbus	63.48%	X		X		1	46	1	46	A			
000611	Haji Park Community School	69.79%	X		X		2	235	2	235	A			
000614	Summit Academy Transition High School Columbus	61.30%	X		X		1	58	1	58	A			
000616	Summit Academy Middle School - Warren	76.72%	X		X		1	87	1	87	A			
000621	Summit Academy Transition High School Dayton	64.93%	X		X		1	138	1	138	A			
000623	Summit Academy Middle School - Youngstown	61.05%	X		X		1	177	1	177	A			
000629	Summit Academy Community	56.72%	X		X		1	67	1	67	A			
000664	Life Skills Center of Columbus Southeast	60.91%	X		X		1	110	1	110	A			
000677	New Day Academy Boarding & Day School	58.57%	X		X		1	140	1	140	A			
000725	Sealth Academy	67.38%	X		X		1	610	1	610	A			
000736	WINGS Academy I	69.08%	X		X		1	218	1	218	A			
000779	Educational Academy for Boys & Girls	61.13%	X		X		1	124	1	124	A			
000780	Madison Creek Cultural Community School	62.39%	X		X		1	117	1	117	A			
000804	Horizon Science Academy Cincinnati	64.81%	X		X		1	324	1	324	A			
000808	Horizon Science Academy Dayton	60.74%	X		X		1	158	1	158	A			
000813	Life Skills Center of Dayton	61.94%	X		X		1	112	1	112	A			
000825	Horizon Science Academy - Springfield	61.60%	X		X		1	305	1	305	A			

 United States Department of Agriculture		State Agency Template Community Eligibility Provision (CEP) Annual Notification of Local Educational Agencies (LEA)												
SY 2019-2020		State agency:											Ohio Department of Education	
Instructions:														
• In column 3-A, enter the LEA ID, LEA name, and district-wide identified student percentage (DSP) for every LEA with at least one eligible school. • An "X" will appear in the appropriate column 4 or 5 to indicate that the LEA is eligible or near eligible to participate in CEP. Data on these columns should be marked between columns 4-5. • Follow the instructions in row 7 to complete columns 6-13. • An "X" will appear in column 12 if all the schools in the LEA in column 3 are participating in CEP (the # of schools entered in columns 8 and 10 should match). • An "X" will appear in column 13 if one or more schools in the LEA in column 2 are participating in CEP (the # of schools entered in column 8). • Provide additional comments or clarifications in column 14. • Submit completed template by communityeligibility@doe.ohio.gov by May 1 to publish the list of LEAs receiving CEP eligibility notices on your website. This information will be linked to FNS CEP web site. LEAs receiving notices for district-wide eligibility must be reported in the columns below.														
			COLUMN 4 & 5 AUTOMATICALLY POPULATE (Only One Column Should Be Marked per LEA)			INFORMATION FOR ENTIRE LEA ONLY			INFORMATION FOR PARTICIPATING CEP SCHOOLS ONLY		FOR LEAs PARTICIPATING IN CEP IN AT LEAST ONE SCHOOL (Columns 12 & 13 Automatically Populate. Only One Column Should Be Marked per LEA)			
1	2	3	4	5	6	7	8	9	10	11	12	13	14	
LEA ID	LEA name	District-wide Identified Student Percentage (DSP)	Eligible to Participate District-wide	Near Eligible to Participate District-wide	Currently Participating in CEP	Participating and Eligible for a Grace Year	Total Number of Schools in Participating, Eligible, and Near-Eligible LEAs	Total Student Enrollment in Participating and Eligible LEAs	Total Number of CEP Schools in the LEA	Total Student Enrollment at CEP Schools	Currently Participating in CEP District-wide	Currently Participating in CEP in One or More Schools (Not District-wide)	Comments	
Enter the LEA ID, as reported on the FNS-742, for each LEA with at least one school eligible to participate in CEP. Entering duplicate LEA IDs will result in an error and the duplicate cells will be highlighted in red until corrected. Yellow cells will clear once data is entered.	Enter the name of each LEA, as reported on the FNS-742, with at least one CEP-eligible school. Yellow cells will clear once data is entered.	Enter the district-wide DSP as of April 1 of the current year. DSP is the number of identified students divided by total enrollment. Enter the DSP as a percentage rounded to two decimals. Ex: 62.50% If using the FNS-742 to complete this column, note that data reported in Section 3 of the FNS-742 (Districts approved as free eligible not subject to verification) does not include the corresponding data for students in CEP schools or non-traditional Special Provision schools. For a more accurate count of the # of identified students in the LEA level, States are encouraged to combine the total # of students reported in Section 3 of the FNS-742 for that LEA plus the LEA-level data submitted for inclusion in Data Element #3 of the State-level FNS-834 (the # of SNAP children in CEP schools and non-traditional Special Provision schools). Do NOT include the # of students in CEP schools. An DSP greater than 100.00% will result in an error and the cell will be highlighted red until corrected. Yellow cells will clear once data is entered.	An "X" will appear in this column if the LEA in column 2 is eligible to participate in CEP (DSP in column 3 is >=60%).	An "X" will appear in this column if the LEA in column 2 is nearly eligible to participate in CEP (DSP in column 3 is >=50% and <60%). Note: The "X" will only appear in this column if the LEA in column 2 is currently participating in CEP in its 4th year of CEP participation and is eligible for a Grace Year (CEP 100% and <40%). Note: The "X" will only appear in this column if the LEA in column 2 is currently participating in CEP in its 4th year of CEP participation and is eligible for a Grace Year (CEP 100% and <40%). Note: The "X" will only appear in this column if the LEA in column 2 is currently participating in CEP in its 4th year of CEP participation and is eligible for a Grace Year (CEP 100% and <40%).	Place an "X" in this column if the LEA in column 2 is currently participating in CEP in its 4th year of CEP participation and is eligible for a Grace Year (CEP 100% and <40%). Note: The "X" will only appear in this column if the LEA in column 2 is currently participating in CEP in its 4th year of CEP participation and is eligible for a Grace Year (CEP 100% and <40%).	Enter the total # of schools in the LEA. A yellow cell in this column indicates missing data. Enter the total # of CEP schools to clear the cell color.	Enter the total # of students enrolled at all CEP schools. A yellow cell in this column indicates missing enrollment data. Enter the total # of CEP schools to clear the cell color.	Enter the total # of CEP schools in the LEA. A yellow cell in this column indicates missing enrollment data. Enter the total # of CEP schools to clear the cell color.	Enter the total # of students enrolled at all CEP schools. A yellow cell in this column indicates missing enrollment data. Enter the total # of CEP schools to clear the cell color.	An "X" will appear in this column if all schools in the LEA in column 2 are currently participating in CEP.	An "X" will appear in this column if any participating in CEP in column 2 in the LEA in column 2 is participating in CEP in one or more schools, then the # of schools entered in column 8 should be more than the # of CEP schools entered in column 10.			
000818	Marion Science Academy/Donnan Middle School	64.79%	X		X		1	206	1	206	A			
000841	Mount Vernon Academy	51.81%	X		X		1	664	1	664	A			
000855	Stambugh Charter Academy	86.79%	X		X		1	421	1	421	A			
000875	Westside Academy	60.27%	X		X		1	219	1	219	A			
000905	Interactive Media & Construction	70.55%	X		X		1	44	1	44	A			
000938	East Bridge Academy of Excellence	69.44%	X		X		1	72	1	72	A			
000941	Pat Excellence Academy	44.79%	X		X		1	317	1	317	A			
000951	Talbot Preparatory and Fitness Academy	66.67%	X		X		1	166	1	166	A			
000952	Columbus Preparatory and Fitness Academy	54.24%	X		X		1	330	1	330	A			
000953	Mc Healthy Preparatory and Fitness Academy	54.44%	X		X		1	259	1	259	A			
007984	Youngstown Academy of Excellence	62.44%	X		X		1	131	1	131	A			
007995	Cleveland Arts and Social Sciences Academy	60.34%	X		X		1	209	1	209	A			
008000	Arcadia Preparatory Academy	67.36%	X		X		1	518	1	518	A			
008063	Life Skills Center of North Akron	55.45%	X		X		1	101	1	101	A			
008064	Marion Preparatory Academy	60.83%	X		X		1	116	1	116	A			
008281	South Scioto Academy	77.78%	X		X		1	180	1	180	A			
008282	Life Skills Center of Columbus North	36.83%		X	X		1	101	1	101	A			
008286	Harvard Ave Community School	74.22%	X		X		1	345	1	345	A			
008287	Seavoy Community School	41.31%	X		X		1	255	1	255	A			
009172	Columbus Fellowship Academy	50.82%	X		X		1	240	1	240	A			
009148	Zanesville Community School	103.00%	X		X		1	94	1	94				


 United States Department of Agriculture		State Agency Template Community Eligibility Provision (CEP) Annual Notification of Local Educational Agencies (LEA)												
SY 2019-2020		State agency:											Ohio Department of Education	
Instructions:														
• In column 3-A, enter the LEA ID, LEA name, and district-wide identified student percentage (DSP) for every LEA with at least one eligible school.														
• An "X" will appear in the appropriate columns 4 and 5 to indicate that the LEA is eligible or non-eligible to participate in CEP. Only one column should be marked between columns 4-5.														
• Follow the instructions in row 7 to complete columns 6-13.														
• An "X" will appear in column 12 if all the schools in the LEA in column 2 are participating in CEP (the # of schools entered in column 8 and 10 should match).														
• An "X" will appear in column 13 if one or some schools in the LEA in column 2 are participating in CEP (the # of schools entered in column 8) is less than the # of schools entered in column 10.														
• Provide additional comments or clarifications in column 14.														
• Submit completed template by cepnotification@doe.ohio.gov by May 1 to publish the list of LEAs receiving CEP eligibility notices on your website. This information will be linked to FNS CEP web site. LEAs receiving notices for district-wide eligibility must be reported in the columns below.														
			COLUMN 4 & 5 AUTOMATICALLY POPULATE (Only One Column Should Be Marked per LEA)				INFORMATION FOR ENTIRE LEA ONLY (Only One Column Should Be Marked per LEA)			INFORMATION FOR PARTICIPATING CEP SCHOOLS ONLY		FOR LEAs PARTICIPATING IN CEP IN AT LEAST ONE SCHOOL (Columns 12 & 13 Automatically Populate. Only One Column Should Be Marked per LEA)		
1	2	3	4	5	6	7	8	9	10	11	12	13	14	
LEA ID	LEA name	District-wide Identified Student Percentage (DSP)	Eligible to Participate District-wide	Non-Eligible to Participate District-wide	Currently Participating in CEP	Participating and Eligible for a Grace Year	Total Number of Schools in Participating, Eligible, and Non-Eligible LEAs	Total Student Enrollment in Participating and Eligible LEAs	Total Number of CEP Schools in the LEA	Total Student Enrollment at CEP Schools	Currently Participating in CEP District-wide	Currently Participating in CEP in One or Some Schools (Not District-wide)	Comments	
Enter the LEA ID, as reported on the FNS-742, for each LEA with at least one school eligible to participate in CEP. Entering duplicate LEA IDs will result in an error and the duplicate cells will be highlighted in red until corrected. Yellow cells will clear once data is entered.	Enter the name of each LEA, as reported on the FNS-742, with at least one CEP-eligible school. Yellow cells will clear once data is entered.	Enter the district-wide DSP as of April 1 of the current year. DSP is # of identified students divided by total enrollment. Enter the DSP as a percentage rounded to two decimals. Ex: 62.50% If using the FNS-742 to complete this column, note that data reported in Section 3 of the FNS-742 (Districts approved as free eligible not subject to verification) does not include the corresponding data for students in CEP schools or non-regular Special Provision schools. For a more accurate count of the # of identified students in the LEA level, States are encouraged to combine the total # of students reported in Section 3 of the FNS-742 for that LEA plus the LEA-level data submitted for inclusion in Data Element #3 of the State-level FNS-834 (the # of SNAP children in CEP schools and non-regular Special Provision schools). DO NOT INCLUDE THE 3-A MULTIPLE An DSP greater than 100.00% will result in an error and the cell will be highlighted red until corrected. Yellow cells will clear once data is entered.	An "X" will appear in this column if the LEA in column 2 is eligible to participate in CEP (DSP in column 3 is >=40%).	An "X" will appear in this column if the LEA in column 2 is non-eligible to participate in CEP (DSP in column 3 is <40%). Note: The "X" will only appear in this column if the LEA in column 2 is currently participating in CEP or eligible for a Grace Year (CEP in column 6 is "X" and column 7 is "X").	An "X" will appear in this column if the LEA in column 2 is currently participating in CEP or eligible for a Grace Year (CEP in column 6 is "X" and column 7 is "X").	An "X" will appear in this column if the LEA in column 2 is currently participating in CEP or eligible for a Grace Year (CEP in column 6 is "X" and column 7 is "X").	If the LEA in column 2 is currently participating in CEP or eligible for a Grace Year (CEP in column 6 is "X" and column 7 is "X"), enter the total # of schools in the LEA. A yellow cell in this column indicates missing data. Enter the total # of CEP schools to clear the cell color.	If the LEA in column 2 is currently participating in CEP or eligible for a Grace Year (CEP in column 6 is "X" and column 7 is "X"), enter the total # of students enrolled at all CEP schools entered in this column. A yellow cell in this column indicates missing enrollment data. Enter the total # of CEP schools to clear the cell color.	If the LEA in column 2 is currently participating in CEP or eligible for a Grace Year (CEP in column 6 is "X" and column 7 is "X"), enter the total # of students enrolled at all CEP schools entered in this column. A yellow cell in this column indicates missing enrollment data. Enter the total # of CEP schools to clear the cell color.	If the LEA in column 2 is currently participating in CEP or eligible for a Grace Year (CEP in column 6 is "X" and column 7 is "X"), enter the total # of students enrolled at all CEP schools entered in this column. A yellow cell in this column indicates missing enrollment data. Enter the total # of CEP schools to clear the cell color.	An "X" will appear in this column if all schools in the LEA in column 2 are participating in CEP. If the LEA in column 2 is participating in CEP in one or some schools, then the # of schools entered in column 8 should be more than the # of CEP schools entered in column 10.	An "X" will appear in this column if all schools in the LEA in column 2 are participating in CEP. If the LEA in column 2 is participating in CEP in one or some schools, then the # of schools entered in column 8 should be more than the # of CEP schools entered in column 10.		
009149	Westside Community School of the Arts	54.00%	X		X		1	300	1	300	A			
009164	Central Academy of Ohio	57.50%	X		X		1	120	1	120	A			
009171	Star Academy of Toledo	59.61%	X		X		1	203	1	203	A			
009181	City Avenue Community School	72.64%	X		X		2	402	2	402	A			
009192	Foundation Academy	63.28%	X		X		1	384	1	384	A			
009251	Sullivan Avenue Community School	61.02%	X		X		1	344	1	344	A			
009254	Harrison Pike Community School	69.39%	X		X		1	215	1	215	A			
009255	Madison Avenue School of Arts	54.97%	X		X		1	552	1	552	A			
009257	Shelburne Community School	70.09%	X		X		1	565	1	565	A			
009990	Harrison Science Academy Elementary School	51.64%	X		X		1	488	1	488	A			
009997	CEP Inquiry Academy	67.19%	X		X		1	1170	1	1170	A			
010206	Gene Chavez College Preparatory School	72.90%	X		X		1	318	1	318	A			
010482	Performance Academy Eastland	61.20%	X		X		1	313	1	313	A			
010205	L. Hollingsworth School for Talented and Gifted	57.19%	X		X		1	314	1	314	A			
011201	Village Preparatory School	54.35%	X		X		1	414	1	414	A			
011370	Bella Academy of Excellence	57.41%	X		X		1	270	1	270	A			
011439	Renaissance Academy	62.47%	X		X		1	154	1	154	A			
011468	Columbus Bilingual Academy North	62.73%	X		X		1	381	1	381	A			
011507	Achieve Career Preparatory Academy	62.94%	X		X		1	138	1	138	A			
011533	Harrison Science Academy Lorain	66.90%	X		X		1	642	1	642	A			
011923	Northeast Ohio College Preparatory School	52.05%	X		X		2	477	2	477	A			
011947	Imagine Above Academy	58.00%	X		X		1	68	1	68	A			
011976	Harrison Science Academy Dalton Downstream	64.19%	X		X		1	215	1	215	A			
011986	Harrison Science Academy Youngstown	68.77%	X		X		1	307	1	307	A			

State Agency Template Community Eligibility Provision (CEP) Annual Notification of Local Educational Agency (LEA)													
LSEA United States Department of Agriculture				Ohio Department of Education									
SY 2019-2020													
Instructions:													
<ul style="list-style-type: none"> In column 3-A, enter the LEA ID, LEA name, and district-wide identified student percentage (DSP) for every LEA with at least one eligible school. An "X" will appear in the appropriate column 4 or 5 to indicate that the LEA is eligible or near eligible to participate in CEP. Data in these columns should be marked between columns 4-5. Follow the instructions in row 7 to complete columns 6-11. An "X" will appear in column 12 if all the schools in the LEA in column 2 are participating in CEP (the # of schools entered in column 8 and 10 should match). An "X" will appear in column 13 if one or some schools in the LEA in column 2 are participating in CEP (the # of schools entered in column 8 is less than the # of schools entered in column 10). Provide additional comments or clarifications in column 14. Submit completed template by communityeligibility@doe.ohio.gov by May 1 to publish the list of LEAs receiving CEP eligibility notices on your website. This information will be used to post CEP web site. LEAs receiving notices for district-wide eligibility must be reported in the columns below. 													
				COLUMN 4 & 5 AUTOMATICALLY POPULATE (Only One Column Should Be Marked per LEA)			INFORMATION FOR ENTIRE LEA ONLY		INFORMATION FOR PARTICIPATING CEP SCHOOLS ONLY		FOR LEAS PARTICIPATING IN CEP IN AT LEAST ONE SCHOOL (Columns 12 & 13 Automatically Populate. Only One Column Should Be Marked per LEA)		
1	2	3	4	5	6	7	8	9	10	11	12	13	14
LEA ID	LEA name	District-wide Identified Student Percentage (DSP)	Eligible to Participate District-wide	Near Eligible to Participate District-wide	Currently Participating in CEP	Participating and Eligible for a Grace Year	Total Number of Schools in Participating, Eligible, and Near-Eligible LEAs	Total Student Enrollment in Participating and Eligible LEAs	Total Number of CEP Schools in the LEA	Total Student Enrollment at CEP Schools	Currently Participating in CEP District-wide	Currently Participating in CEP in One or Some Schools (Not District-wide)	Comments
Enter the LEA ID, as reported on the FNS-742, for each LEA with at least one school eligible to participate in CEP. Entering duplicate LEA IDs will result in an error and the duplicate cells will be highlighted in red until corrected. Yellow cells will clear once data is entered.	Enter the name of each LEA, as reported on the FNS-742, with at least one CEP-eligible school. Yellow cells will clear once data is entered.	Enter the district-wide DSP as of April 1 of the current year. DSP is the percentage of identified students divided by total enrollment. Enter the DSP as a percentage rounded to two decimals. Ex: 62.50% If using the FNS-742 to complete this column, note that data reported in Section 3 of the FNS-742 (Districts approved as free eligible not subject to verification) does not include the corresponding data for students in CEP schools or non-year-year Special Provision schools. For a more accurate count of the # of identified students at the LEA level, States are encouraged to combine the total # of students reported in Section 3 of the FNS-742 for that LEA plus the LEA-level data submitted for inclusion in Data Element #3 of the State-level FNS-834 (the # of SNAP children in CEP schools and non-year-year Special Provision schools). DO NOT INCLUDE THE 3-A MULTIPLE An DSP greater than 100.00% will result in an error and the cell will be highlighted red until corrected. Yellow cells will clear once data is entered.	An "X" will appear in this column if the LEA in column 2 is eligible to participate in CEP (DSP in column 3 is >=60%).	An "X" will appear in this column if the LEA in column 2 is nearly eligible to participate in CEP (DSP in column 3 is >=50% and <60%). Note: The "X" in this column will only appear if the LEA in column 2 is currently participating in CEP (the LEA in column 2 is currently participating in CEP for at least one school).	An "X" in this column if the LEA in column 2 is currently participating in CEP for a Grace Year. Note: The "X" in this column will only appear if the LEA in column 2 is currently participating in CEP (the LEA in column 2 is currently participating in CEP for at least one school).	An "X" in this column if the LEA in column 2 is currently participating in CEP for a Grace Year. Note: The "X" in this column will only appear if the LEA in column 2 is currently participating in CEP (the LEA in column 2 is currently participating in CEP for at least one school).	If the LEA in column 2 is currently participating in CEP, enter the total # of schools in the LEA (a yellow cell in this column indicates missing data). Enter the total # of CEP schools in the LEA.	If the LEA in column 2 is currently participating in CEP, enter the total # of students enrolled at all CEP schools entered in this column 8. This will result in an error if the total # of students enrolled at all CEP schools entered in this column 8 is greater than the total # of schools entered in this column 9. A yellow cell in this column indicates missing enrollment data. Enter the total # of CEP schools to clear the cell color.	If the LEA in column 2 is currently participating in CEP, enter the total # of schools in the LEA (a yellow cell in this column indicates missing data). Enter the total # of CEP schools in the LEA.	If the LEA in column 2 is currently participating in CEP, enter the total # of students enrolled at all CEP schools entered in this column 10. This is the sum of the total # of students enrolled in all CEP schools entered in column 10.	An "X" will appear in this column if all schools in the LEA in column 2 are participating in CEP. If the LEA in column 2 is participating in CEP in one or some schools, then the # of schools entered in column 8 should match the # of CEP schools entered in column 10.	An "X" will appear in this column if all schools in the LEA in column 2 are participating in CEP. If the LEA in column 2 is participating in CEP in one or some schools, then the # of schools entered in column 8 should be more than the # of CEP schools entered in column 10.	
012009	North Academy East	64.66%	X		X		1	201	1	201	A		
012010	Cleveland College Preparatory Academy	74.91%	X		X		1	275	1	275	A		
012011	Columbus Performance Academy	77.02%	X		X		1	161	1	161	A		
012025	Constitution Schools Rockywood Community Middle	69.09%	X		X		1	66	1	66	A		
012029	Citizen Leadership Academy	47.77%	X		X		1	247	1	247	A		
012030	North West Interoperational School	84.39%		X	X		1	253	1	253	A		
012031	Entrepreneurship Preparatory School - Woodland Hills Ca	60.07%	X		X		1	273	1	273	A		
012036	Regent High School	64.13%	X		X		1	198	1	198	A		
012037	Mason Run High School	66.02%	X		X		1	176	1	176	A		
012038	Old Brock High School	84.36%		X	X		1	259	1	259	A		
012041	Central High School	56.17%	X		X		1	130	1	130	A		
012105	Southside Academy	66.27%	X		X		1	188	1	188	A		
012113	Madisonville SMART Elementary	69.82%	X		X		1	112	1	112	A		
012528	The Academy for Urban Scholars	71.83%	X		X		1	284	1	284	A		
012529	Focus North High School	68.66%	X		X		1	673	1	673	A		
012541	University of Cleveland Preparatory School	61.65%	X		X		1	324	1	324	A		
012627	STEAM Academy of Abton	68.82%	X		X		1	169	1	169	A		
012644	STEAM Academy of Warren	68.45%	X		X		1	167	1	167	A		
012671	Constitution Schools Bassick Arts Academy	77.94%	X		X		1	136	1	136	A		
012688	Redhawk Academy	75.00%	X		X		1	156	1	156	A		
012852	Citizens Academy East	57.25%	X		X		1	400	1	400	A		
012951	Columbus Collegiate Academy West	57.27%	X		X		1	227	1	227	A		
013034	Village Preparatory School, Woodland Hills Campus	57.19%	X		X		1	690	1	690	A		
013132	Lake Erie College Preparatory School	54.90%	X		X		1	247	1	247	A		
013147	STEAM Academy of Warrenville Heights	67.09%	X		X		1	192	1	192	A		
013170	Hope Academy for Autism	64.59%	X		X		2	51	2	51	A		
013175	Sudbridge Schools	70.07%	X		X		2	304	2	304	A		
013195	Academy of Educational Excellence	65.93%	X		X		1	135	1	135	A		
013249	Academy for Urban Scholars Youngstown	70.97%	X		X		1	155	1	155	A		
013253	Ohio Collegiate Academy	64.94%	X		X		1	271	1	271	A		


 United States Department of Agriculture		State Agency Template Community Eligibility Provision (CEP) Annual Notification of Local Educational Agencies (LEA)												
SY 2019-2020		State agency:											Ohio Department of Education	
Instructions:														
• In column 3-A, enter the LEA ID, LEA name, and district-wide identified student percentage (DSP) for every LEA with at least one eligible school. • An "X" will appear in the appropriate column 4 or 5 to indicate that the LEA is eligible or near eligible to participate in CEP. Data on columns should be marked between columns 4-5. • Follow the instructions in row 7 to complete columns 6-13. • An "X" will appear in column 12 if all the schools in the LEA in column 3 are participating in CEP (the # of schools entered in columns 8 and 10 should match). • An "X" will appear in column 13 if one or more schools in the LEA in column 2 are participating in CEP (the # of schools entered in column 8). • Provide additional comments or clarifications in column 14. • Submit completed template to communityeligibility@doe.ohio.gov by May 1 to publish the list of LEAs receiving CEP eligibility notices on your website. This information will be linked to FNS CEP web site. LEAs receiving notices for district-wide eligibility must be reported in the columns below.														
COLUMN 4 & 5 AUTOMATICALLY POPULATE (Only One Column Should Be Marked per LEA)														
INFORMATION FOR PARTICIPATING CEP SCHOOLS ONLY														
INFORMATION FOR LEAS PARTICIPATING IN CEP IN AT LEAST ONE SCHOOL (Columns 12 & 13 Automatically Populate. Only One Column Should Be Marked per LEA)														
1	2	3	4	5	6	7	8	9	10	11	12	13	14	
LEA ID	LEA name	District-wide Identified Student Percentage (DSP)	Eligible to Participate District-wide	Near Eligible to Participate District-wide	Currently Participating in CEP	Participating and Eligible for a Grace Year	Total Number of Schools in Participating, Eligible, and Near-Eligible LEAs	Total Student Enrollment in Participating and Eligible LEAs	Total Number of CEP Schools in the LEA	Total Student Enrollment at CEP Schools	Currently Participating in CEP District-wide	Currently Participating in CEP in One or More Schools (Not District-wide)	Comments	
<p>Enter the LEA ID, as reported on the FNS-742, for each LEA with at least one school eligible to participate in CEP.</p> <p>Entering duplicate LEA IDs will result in an error and the duplicate cells will be highlighted in red until corrected.</p> <p>Yellow cells will clear once data is entered.</p>														
<p>Enter the name of each LEA, as reported on the FNS-742, with at least one CEP-eligible school. Yellow cells will clear once data is entered.</p> <p>If using the FNS-742 to complete this column, note that data reported in Section 3 of the FNS-742 (Districts approved as free eligible not subject to verification) does not include the corresponding data for students in CEP schools or non-traditional Special Provision schools. For a more accurate count of the total number of students in CEP schools, use the year-end Special Provision schools. For a more accurate count of the total number of students in CEP schools, use the year-end Special Provision schools. For a more accurate count of the total number of students in CEP schools, use the year-end Special Provision schools. For a more accurate count of the total number of students in CEP schools, use the year-end Special Provision schools.</p> <p>DO NOT INCLUDE THE 3-A MULTIPLE</p> <p>An DSP greater than 100.00% will result in an error and the cell will be highlighted in red until corrected. Yellow cells will clear once data is entered.</p>														
<p>An "X" will appear in this column if the LEA in column 2 is eligible to participate in CEP (DSP in column 3 is >=40%).</p> <p>An "X" will appear in this column if the LEA in column 2 is nearly eligible to participate in CEP (DSP in column 3 is >=30% and <40%).</p> <p>Note: The "X" will only appear in this column if the LEA in column 2 is currently participating in CEP or eligible for a Grace Year (CEP 20% and <40%).</p> <p>Note: The "X" will only appear in this column if the LEA in column 2 is currently participating in CEP or eligible for a Grace Year (CEP 20% and <40%).</p> <p>Note: The "X" will only appear in this column if the LEA in column 2 is currently participating in CEP or eligible for a Grace Year (CEP 20% and <40%).</p> <p>Note: The "X" will only appear in this column if the LEA in column 2 is currently participating in CEP or eligible for a Grace Year (CEP 20% and <40%).</p>														
<p>If the LEA in column 2 is currently participating in CEP or eligible for a Grace Year (CEP 20% and <40%), enter the total # of schools in the LEA (denominator of DSP).</p> <p>A yellow cell in this column indicates missing data. Enter the total # of CEP schools to clear the cell color.</p> <p>If the LEA in column 2 is currently participating in CEP or eligible for a Grace Year (CEP 20% and <40%), enter the total # of students enrolled at all CEP schools (numerator of DSP).</p> <p>A yellow cell in this column indicates missing enrollment data. Enter the total # of CEP schools to clear the cell color.</p> <p>If the LEA in column 2 is currently participating in CEP or eligible for a Grace Year (CEP 20% and <40%), enter the total # of students enrolled at all CEP schools. For any participating LEA, the total # of students enrolled in this column is greater than the total # of schools entered in column 8. This will result in an error in columns 12 and 13 until corrected.</p> <p>A yellow cell in this column indicates missing enrollment data. Enter the total # of CEP schools to clear the cell color.</p> <p>If the LEA in column 2 is currently participating in CEP or eligible for a Grace Year (CEP 20% and <40%), enter the total # of students enrolled at all CEP schools. For any participating LEA, the total # of students enrolled in this column is greater than the total # of schools entered in column 8. This will result in an error in columns 12 and 13 until corrected.</p> <p>A yellow cell in this column indicates missing enrollment data. Enter the total # of CEP schools to clear the cell color.</p> <p>If the LEA in column 2 is currently participating in CEP or eligible for a Grace Year (CEP 20% and <40%), enter the total # of students enrolled at all CEP schools. For any participating LEA, the total # of students enrolled in this column is greater than the total # of schools entered in column 8. This will result in an error in columns 12 and 13 until corrected.</p> <p>A yellow cell in this column indicates missing enrollment data. Enter the total # of CEP schools to clear the cell color.</p> <p>If the LEA in column 2 is currently participating in CEP or eligible for a Grace Year (CEP 20% and <40%), enter the total # of students enrolled at all CEP schools. For any participating LEA, the total # of students enrolled in this column is greater than the total # of schools entered in column 8. This will result in an error in columns 12 and 13 until corrected.</p> <p>A yellow cell in this column indicates missing enrollment data. Enter the total # of CEP schools to clear the cell color.</p> <p>If the LEA in column 2 is currently participating in CEP or eligible for a Grace Year (CEP 20% and <40%), enter the total # of students enrolled at all CEP schools. For any participating LEA, the total # of students enrolled in this column is greater than the total # of schools entered in column 8. This will result in an error in columns 12 and 13 until corrected.</p> <p>A yellow cell in this column indicates missing enrollment data. Enter the total # of CEP schools to clear the cell color.</p>														
<p>An "X" will appear in this column if all schools in the LEA in column 2 are participating in CEP. If the LEA in column 2 is participating in CEP in one or more schools, then the # of schools entered in column 8 should be more than the # of CEP schools entered in column 10.</p> <p>An "X" will appear in this column if all schools in the LEA in column 2 are participating in CEP. If the LEA in column 2 is participating in CEP in one or more schools, then the # of schools entered in column 8 should be more than the # of CEP schools entered in column 10.</p>														
013254	Alton Preparatory School	67.20%	X		X		1	106	1	106	A			
013255	Carson College Preparatory School	72.48%	X		X		1	183	1	183	A			
013815	Toledo Academy	61.63%	X		X		1	96	1	96	A			
013864	Cincinnati Technology Academy	68.66%	X		X		1	217	1	217	A			
013892	Franklinian Preparatory Academy	64.65%	X		X		1	99	1	99	A			
014061	Chapelgate Cleveland Academy	58.82%	X		X		1	205	1	205	A			
014063	University Academy	68.45%	X		X		1	226	1	226	A			
014064	Winton Preparatory Academy	61.29%	X		X		1	365	1	365	A			
014065	Jacobs Park Academy	59.66%	X		X		2	435	2	435	A			
014066	Main Street Preparatory Academy	58.82%	X		X		1	119	1	119	A			
014067	Ohio Construction Academy	52.27%	X		X		1	61	1	61	A			
014121	Seagrave Leadership Academy	66.14%	X		X		1	166	1	166	A			
014147	Ball Preparatory Academy	68.45%	X		X		1	206	1	206	A			
014149	Barton SMART Elementary School	75.00%	X		X		1	108	1	108	A			
014187	East Academy	57.14%		X	X		1	297	1	297	A			
014188	Recovery Academy	58.33%	X		X		1	300	1	300	A			
014189	West Park Academy	60.00%	X		X		1	223	1	223	A			
014467	United Preparatory Academy	51.27%	X		X		1	293	1	293	A			
014825	Buckeye Preparatory Academy	58.65%	X		X		1	133	1	133	A			
014828	Beach Academy	71.43%	X		X		1	287	1	287	A			
014864	Toledo SMART Elementary School	75.00%	X		X		1	81	1	81	A			
014924	TJ Honors Academy	41.67%	X		X		1	120	1	120	A			
014913	Lakeshore Interoperational School	57.14%		X	X		1	175	1	175	A			
015234	South Academy West	66.67%	X		X		1	207	1	207	A			
015236	Clark Preparatory Academy	66.07%	X		X		1	103	1	103	A			


USDA United States Department of Agriculture		State Agency Template Community Eligibility Provision (CEP) Annual Notification of Local Educational Agencies (LEA)												
SV 2019-2020		State agency: Ohio Department of Education												
Instructions:														
<ul style="list-style-type: none"> In columns 3-5, enter the LEA ID, LEA name, and district-wide identified student percentage (DSP) for every LEA with at least one eligible school. An "X" will appear in the appropriate columns 4 and 5 to indicate that the LEA is eligible or near eligible to participate in CEP. Data entry columns should be marked between columns 4-5. Follow the instructions in row 7 to complete columns 6-11. An "X" will appear in column 12 if all the schools in the LEA in column 3 are participating in CEP (the # of schools entered in columns 8 and 10 should match). An "X" will appear in column 13 if one or some schools in the LEA in column 2 are participating in CEP (the # of schools entered in column 8). Provide additional comments or clarifications in column 14. Submit completed template by cepnotification@doe.ohio.gov by May 1 to publish the list of LEAs receiving CEP eligibility notices on your website. This information will be linked to FNS CEP web site. LEAs receiving notices for district-wide eligibility must be reported in the columns below. 														
COLUMN 4 & 5 AUTOMATICALLY POPULATE (Only One Column Should Be Marked per LEA)				INFORMATION FOR ENTIRE LEA ONLY				INFORMATION FOR PARTICIPATING CEP SCHOOLS ONLY				FOR LEAs PARTICIPATING IN CEP IN AT LEAST ONE SCHOOL (Columns 12 & 13 Automatically Populate. Only One Column Should Be Marked per LEA)		
1	2	3	4	5	6	7	8	9	10	11	12	13	14	
LEA ID	LEA name	District-wide Identified Student Percentage (DSP)	Eligible to Participate District-wide	Near Eligible to Participate District-wide	Currently Participating in CEP	Participating and Eligible for a Grace Year	Total Number of Schools in Participating, Eligible, and Near-Eligible LEAs	Total Student Enrollment in Participating and Eligible LEAs	Total Number of CEP Schools in the LEA	Total Student Enrollment at CEP Schools	Currently Participating in CEP District-wide	Currently Participating in CEP in One or Some Schools (Not District-wide)	Comments	
Enter the LEA ID, as reported on the FNS-742, for each LEA with at least one school eligible to participate in CEP. Entering duplicate LEA IDs will result in an error and the duplicate cells will be highlighted in red until corrected. Yellow cells will clear once data is entered.	Enter the name of each LEA, as reported on the FNS-742, for each LEA with at least one CEP-eligible school. Yellow cells will clear once data is entered.	Enter the district-wide DSP as of April 1 of the current year. DSP is # of identified students divided by total enrollment. Enter the DSP as a percentage rounded to two decimals. Ex: 62.50% If using the FNS-742 to complete this column, note that data reported in Section 3 of the FNS-742 (Districts approved as free eligible not subject to verification) does not include the corresponding data for students in CEP schools or non-traditional Special Provision schools. For a more accurate count of the # of identified students in the LEA level, States are encouraged to combine the total # of students reported in Section 3 of the FNS-742 for that LEA plus the LEA-level data submitted for inclusion in Data Element #3 of the State-level FNS-834 (the # of SNAP children in CEP schools and non-traditional Special Provision schools). DO NOT INCLUDE THE 3-4 MULTIPLES An DSP greater than 100.00% will result in an error and the cell will be highlighted red until corrected. Yellow cells will clear once data is entered.	An "X" will appear in this column if the LEA in column 2 is eligible to participate in CEP (DSP in column 3 is >=60%).	An "X" will appear in this column if the LEA in column 2 is nearly eligible to participate in CEP (DSP in column 3 is >=50% and <60%). Note: The "X" in column 5 does not indicate that the LEA is currently participating in CEP. It only indicates that the LEA is eligible to participate in CEP.	An "X" will appear in this column if the LEA in column 2 is currently participating in CEP in its 4th year of CEP participation and is eligible for a Grace Year (CEP in column 3 is >=50% and <60%). Note: The "X" in column 6 does not indicate that the LEA is currently participating in CEP. It only indicates that the LEA is eligible to participate in CEP.	An "X" will appear in this column if the LEA in column 2 is currently participating in CEP in its 4th year of CEP participation and is eligible for a Grace Year (CEP in column 3 is >=50% and <60%). Note: The "X" in column 6 does not indicate that the LEA is currently participating in CEP. It only indicates that the LEA is eligible to participate in CEP.	If the LEA in column 2 is currently participating in CEP or eligible to participate in CEP, enter the total # of schools in the LEA (denominator of DSP). A yellow cell in this column indicates missing data. Enter the total # of CEP schools to clear the cell color.	If the LEA in column 2 is currently participating in CEP or eligible to participate in CEP, enter the total # of students enrolled at all CEP schools entered in this column 9. This cell should match the # of schools entered in column 8. A yellow cell in this column indicates missing enrollment data. Enter the total # of CEP schools to clear the cell color.	If the LEA in column 2 is currently participating in CEP, enter the # of schools in the LEA participating in CEP. For any participating LEA, the total # of schools entered in this column 10 should match the # of schools entered in column 8. A yellow cell in this column indicates missing enrollment data. Enter the total # of CEP schools to clear the cell color.	If the LEA in column 2 is currently participating in CEP, enter the # of students enrolled at all CEP schools entered in this column 10. This cell should match the # of schools entered in column 8. A yellow cell in this column indicates missing enrollment data. Enter the total # of CEP schools to clear the cell color.	An "X" will appear in this column if all schools in the LEA in column 2 are participating in CEP in the same schools, then the # of schools entered in column 8 should be more than the # of CEP schools entered in column 10.	An "X" will appear in this column if all schools in the LEA in column 2 are participating in CEP in the same schools, then the # of schools entered in column 8 should be more than the # of CEP schools entered in column 10.		
015217	Rice High School	61.00%	X		X		1	202	1	202	A			
015219	Shawbrook Messner	57.87%	X		X		1	188	1	188	A			
015261	Citizens Academy Southeast	61.79%	X		X		1	614	1	614	A			
015209	Bacon Academy	62.14%	X		X		1	168	1	168	A			
015710	Bridge Gate Community School	64.93%	X		X		2	246	2	246	A			
015712	Eastfield Preparatory School	54.05%	X		X		1	244	1	244	A			
015713	Wright Preparatory Academy	77.27%	X		X		1	132	1	132	A			
015772	Village Preparatory School Willard	61.17%	X		X		1	309	1	309	A			
016837	Oxley Park Academy	59.78%	X		X		1	51	1	51	A			
016843	Citizens Leadership Academy East	55.93%	X		X		1	149	1	149	A			
013100	Overland Preparatory Academy	61.61%	X		X		1	112	1	112	A			
016840	Jobory High School	66.00%	X		X		1	80	1	80	A			
016838	Overland Preparatory Academy East	71.43%	X		X		1	90	1	90	A			
043489	Abrons City Schools	56.78%	X		X		14	21279	14	21279	A			
043497	Alliance City SD	50.36%	X		X		6	3121	6	3121	A			
043513	Adelphi Area City Schools	54.76%	X		X		8	3116	8	3116	A			
043638	Bowling Green	10.93%					5	3086	1	572		S		
043703	Cassopolis City SD	64.02%	X		X		2	1095	2	1095	A			
043711	Galena City SD	62.23%	X		X		21	8250	21	8250	A			
043745	Chillicothe City SD	55.79%	X		X		6	2088	6	2088	A			
043752	Chillicothe Public Schools	51.34%	X		X		69	35409	27	26806		S		
043760	Chillicothe City SD	65.65%	X		X		3	2186	2	2186		S		
043778	Clamont City SD	35.43%			X		6	1874	6	1874	A			
043786	Overland City School District	39.69%			X		91	36578	91	36578	A			
043794	Cincinnati Heights University Heights	64.89%	X		X		11	6244	11	6244	A			


USDA United States Department of Agriculture		State Agency Template Community Eligibility Provision (CEP) Annual Notification of Local Educational Agencies (LEA)												
SY 2019-2020		State agency: Ohio Department of Education												
Instructions: • In column 3-A, enter the LEA ID, LEA name, and district-wide identified student percentage (DSP) for every LEA with at least one eligible school. • An "X" will appear in the appropriate column 4 or 5 to indicate that the LEA is eligible or not eligible to participate in CEP. Only one column should be marked between columns 4-5. • Follow the instructions in row 7 to complete columns 6-13. • An "X" will appear in column 12 if all the schools in the LEA in column 2 are participating in CEP (the # of schools entered in columns 8 and 10 should match). • An "S" will appear in column 13 if one or more schools in the LEA in column 2 are participating in CEP (the # of schools entered in column 8 is less than the # of schools entered in column 10). • Provide additional comments or clarifications in column 14. • Submit completed template to communityeligibility@doe.ohio.gov by May 1 to publish the list of LEAs receiving CEP eligibility notices on your website. This information will be linked to FNS CEP web site. LEAs receiving notices for district-wide eligibility must be reported in the columns below.														
			COLUMN 4 & 5 AUTOMATICALLY POPULATE (Only One Column Should Be Marked per LEA)			INFORMATION FOR ENTIRE LEA ONLY			INFORMATION FOR PARTICIPATING CEP SCHOOLS ONLY		FOR LEAs PARTICIPATING IN CEP IN AT LEAST ONE SCHOOL (Columns 12 & 13 Automatically Populate. Only One Column Should Be Marked per LEA)			
1	2	3	4	5	6	7	8	9	10	11	12	13	14	
LEA ID	LEA name	District-wide Identified Student Percentage (DSP)	Eligible to Participate District-wide	Near Eligible to Participate District-wide	Currently Participating in CEP	Participating and Eligible for a Grace Year	Total Number of Schools in Participating, Eligible, and Near-Eligible LEAs	Total Student Enrollment in Participating and Eligible LEAs	Total Number of CEP Schools in the LEA	Total Student Enrollment at CEP Schools	Currently Participating in CEP District-wide	Currently Participating in CEP in One or More Schools (Not District-wide)	Comments	
Enter the LEA ID, as reported on the FNS-742, for each LEA with at least one school eligible to participate in CEP. Entering duplicate LEA IDs will result in an error and the duplicate cells will be highlighted in red until corrected. Yellow cells will clear once data is entered.	Enter the name of each LEA, as reported on the FNS-742, for each LEA with at least one CEP eligible school. Yellow cells will clear once data is entered.	Enter the district-wide DSP as of April 1 of the current year. DSP is # of identified students divided by total enrollment. Enter the DSP as a percentage rounded to two decimals. Ex: 62.50% If using the FNS-742 to complete this column, note that data reported in Section 3 of the FNS-742 (Districts approved as free eligible not subject to verification) does not include the corresponding data for students in CEP schools or non-traditional Special Provision schools. For a more accurate count of the # of identified students in the LEA level, States are encouraged to combine the total # of students reported in Section 3 of the FNS-742 for that LEA plus the LEA-level data submitted for inclusion in Data Element #3 of the State-level FNS-834 (the # of SNAP children in CEP schools and non-traditional Special Provision schools). DO NOT INCLUDE THE 3-A MULTIPLE An DSP greater than 100.00% will result in an error and the cell will be highlighted red until corrected. Yellow cells will clear once data is entered.	An "X" will appear in this column if the LEA in column 2 is eligible to participate in CEP (DSP in column 3 is >=40%).	An "X" will appear in this column if the LEA in column 2 is nearly eligible to participate in CEP (DSP in column 3 is >=30% and <40%). Note: The "X" in column 4 or 5 does not mean any other letter or non-cell will result in an error and the cells will be highlighted red until corrected.	An "X" will appear in this column if the LEA in column 2 is currently participating in CEP.	An "X" will appear in this column if the LEA in column 2 is currently participating in CEP and is eligible for a Grace Year. Note: The "X" in column 6 or 7 does not mean any other letter or non-cell will result in an error and the cells will be highlighted red until corrected.	If the LEA in column 2 is currently participating in CEP or eligible/near eligible to participate in CEP (there is an "X" in column 4 or 5), enter the total # of schools in the LEA. A yellow cell in this column indicates missing data. Enter the total # of CEP schools to clear the cell color.	If the LEA in column 2 is currently participating in CEP or eligible to participate in CEP (there is an "X" in column 4 or 5), enter the total # of students enrolled at all the CEP schools entered in this column. A yellow cell in this column indicates missing enrollment data. Enter the total # of CEP schools to clear the cell color.	If the LEA in column 2 is currently participating in CEP (there is an "X" in column 6), enter the total # of CEP schools. For any participating LEA, the total # of schools entered in this column is greater than the total # of schools entered in column 8. A yellow cell in this column indicates missing enrollment data. Enter the total # of CEP schools to clear the cell color.	If the LEA in column 2 is currently participating in CEP (there is an "X" in column 6), enter the total # of students enrolled at all CEP schools. For any participating LEA, the total # of students enrolled in all CEP schools entered in column 9 should match the # of CEP schools entered in column 10. A yellow cell in this column indicates missing enrollment data. Enter the total # of CEP schools to clear the cell color.	An "X" will appear in this column if all schools in the LEA in column 2 are participating in CEP in the LEA in column 2.	An "S" will appear in this column if one or more schools in the LEA in column 2 are participating in CEP in one or more schools, then the # of schools entered in column 8 should be more than the # of CEP schools entered in column 10.		
0438002	Columbus Public Schools	64.50%	X		X		110	51,909	110	51,909	A			
0438078	Columbus City SD	66.2%	X		X		4	1681	2	1619		S		
0438144	Harrison City SD	61.62%	X		X		27	12,768	27	12,768	A			
0439001	East Cleveland	65.53%	X		X		7	1937	7	1937	A			
0439119	East Liverpool	58.85%	X		X		5	2,138	5	2,138	A			
0439259	Eastland City SD	51.32%	X		X		7	5,088	7	5,088	A			
0439268	Fairborn City Schools	51.04%		X	X		5	4,201	3	2,971		S		
044016	Fremont City SD	51.02%		X	X		9	2,796	2	1,820		S		
044040	Garfield Heights	59.56%	X		X		5	3,598	4	2,807		S		
044149	Houston City SD	66.34%	X		X		3	1,325	3	1,325	A			
044222	Jama City SD	65.54%	X		X		9	3,249	9	3,249	A			
044248	Jarvis Mocking Loyal SD	60.12%	X		X		7	3,076	7	3,076	A			
0442493	Jarvis City SD	57.05%	X		X		15	6,675	10	6,475		S		
0442997	Mansfield City SD	60.41%	X		X		8	3,107	8	3,167	A			
0443005	Meadow Heights	61.10%	X		X		5	3,641	5	3,641	A			
0443139	Merion City SD	51.50%	X		X		5	4,499	3	4,149		S		
044354	Messillon City SD	45.87%	X		X		5	3,959	5	3,959	A			
044404	Middletown City SD	57.21%	X		X		10	62,38	10	62,38	A			
044412	Mo. Health	58.68%	X		X		4	3,187	4	3,187	A			
044420	Mount Vernon City Schools	51.51%		X	X		8	3,732	2	699		S		
044446	Nicholls-The-York City SD	51.19%		X	X		2	1,175	2	1,175	A			
044461	New Boston	58.97%	X		X		4	468	3	400		S		
044479	New Lexington	58.87%		X	X		4	1,662	4	1,662	A			
044485	Niles City SD	49.77%	X		X		4	2,087	2	883		S		
044574	Obertown City Schools	58.50%		X	X		4	455	2	455		S		
044609	Parkman City SD	61.5%	X		X		4	1,877	1	1,764		S		


 United States Department of Agriculture		State Agency Template Community Eligibility Provision (CEP) Annual Notification of Local Educational Agencies (LEA)												
SY 2019-2020		State agency:											Ohio Department of Education	
Instructions:														
• In column 3-A, enter the LEA ID, LEA name, and district-wide identified student percentage (DSP) for every LEA with at least one eligible school.														
• An "X" will appear in the appropriate column 4 or 5 to indicate that the LEA is eligible or non-eligible to participate in CEP. Data entry columns should be marked between columns 4-5.														
• Follow the instructions in row 7 to complete columns 6-13.														
• An "X" will appear in column 12 if all the schools in the LEA in column 3 are participating in CEP (the # of schools entered in columns 8 and 10 should match).														
• An "X" will appear in column 13 if one or more schools in the LEA in column 2 are participating in CEP (the # of schools entered in column 8) is less than the # of schools entered in column 9).														
• Provide additional comments or clarifications in column 14.														
• Submit completed template by communityeligibility@doe.ohio.gov by May 1 to publish the list of LEAs receiving CEP eligibility notices on your website. This information will be linked to FNS CEP web site. LEAs receiving notices for district-wide eligibility must be reported in the columns below.														
			COLUMN 4 & 5 AUTOMATICALLY POPULATE (Only One Column Should Be Marked per LEA)			INFORMATION FOR ENTIRE LEA ONLY (Only One Column Should Be Marked per LEA)			INFORMATION FOR PARTICIPATING CEP SCHOOLS ONLY		FOR LEAs PARTICIPATING IN CEP IN AT LEAST ONE SCHOOL (Columns 12 & 13 Automatically Populate. Only One Column Should Be Marked per LEA)			
1	2	3	4	5	6	7	8	9	10	11	12	13	14	
LEA ID	LEA name	District-wide Identified Student Percentage (DSP)	Eligible to Participate District-wide	Near Eligible to Participate District-wide	Currently Participating in CEP	Participating and Eligible for a Grace Year	Total Number of Schools in Participating, Eligible, and Near-Eligible LEAs	Total Student Enrollment in Participating and Eligible LEAs	Total Number of CEP Schools in the LEA	Total Student Enrollment at CEP Schools	Currently Participating in CEP District-wide	Currently Participating in CEP in One or More Schools (Not District-wide)	Comments	
Enter the LEA ID, as reported on the FNS-742, for each LEA with at least one school eligible to participate in CEP. Entering duplicate LEA IDs will result in an error and the duplicate cells will be highlighted in red until corrected. Yellow cells will clear once data is entered.	Enter the name of each LEA, as reported on the FNS-742, for each LEA with at least one CEP-eligible school. Yellow cells will clear once data is entered.	Enter the district-wide DSP as of April 1 of the current year. DSP is the percentage of identified students divided by total enrollment. Enter the DSP as a percentage rounded to two decimals. Ex: 62.50% If using the FNS-742 to complete this column, note that data reported in Section 3 of the FNS-742 (Students approved as free eligible not subject to verification) does not include the corresponding data for students in CEP schools or non-regular Special Provision schools. For a more accurate count of the # of identified students in the LEA level, States are encouraged to combine the total # of students reported in Section 3 of the FNS-742 for that LEA plus the LEA-level data submitted for inclusion in Data Element #3 of the State-level FNS-834 (the # of SNAP children in CEP schools and non-regular Special Provision schools). DO NOT INCLUDE THE 3-A MULTIPLE An DSP greater than 100.00% will result in an error and the cell will be highlighted red until corrected. Yellow cells will clear once data is entered.	An "X" will appear in this column if the LEA in column 2 is eligible to participate in CEP (DSP in column 3 is >=40%).	An "X" will appear in this column if the LEA in column 2 is nearly eligible to participate in CEP (DSP in column 3 is >=30% and <40%). Note: The "X" in column 4 does not appear in this column if the LEA in column 2 is currently participating in CEP (the LEA in column 2 is currently participating in CEP in its 4th year of CEP participation and is eligible for a Grace Year (CEP 100% and <40%). Note: The "X" in column 4 does not appear in this column if the LEA in column 2 is currently participating in CEP (the LEA in column 2 is currently participating in CEP in its 4th year of CEP participation and is eligible for a Grace Year (CEP 100% and <40%).	Place an "X" in this column if the LEA in column 2 is currently participating in CEP (the LEA in column 2 is currently participating in CEP in its 4th year of CEP participation and is eligible for a Grace Year (CEP 100% and <40%). Note: The "X" in column 4 does not appear in this column if the LEA in column 2 is currently participating in CEP (the LEA in column 2 is currently participating in CEP in its 4th year of CEP participation and is eligible for a Grace Year (CEP 100% and <40%).	Place an "X" in this column if the LEA in column 2 is currently participating in CEP (the LEA in column 2 is currently participating in CEP in its 4th year of CEP participation and is eligible for a Grace Year (CEP 100% and <40%). Note: The "X" in column 4 does not appear in this column if the LEA in column 2 is currently participating in CEP (the LEA in column 2 is currently participating in CEP in its 4th year of CEP participation and is eligible for a Grace Year (CEP 100% and <40%).	A yellow cell in this column indicates missing data. Enter the total # of CEP schools to clear the cell color.	If the LEA in column 2 is currently participating in CEP (the LEA in column 2 is currently participating in CEP in its 4th year of CEP participation and is eligible for a Grace Year (CEP 100% and <40%). A yellow cell in this column indicates missing data. Enter the total # of CEP schools to clear the cell color.	If the LEA in column 2 is currently participating in CEP (the LEA in column 2 is currently participating in CEP in its 4th year of CEP participation and is eligible for a Grace Year (CEP 100% and <40%). A yellow cell in this column indicates missing data. Enter the total # of CEP schools to clear the cell color.	If the LEA in column 2 is currently participating in CEP (the LEA in column 2 is currently participating in CEP in its 4th year of CEP participation and is eligible for a Grace Year (CEP 100% and <40%). A yellow cell in this column indicates missing data. Enter the total # of CEP schools to clear the cell color.	If the LEA in column 2 is currently participating in CEP (the LEA in column 2 is currently participating in CEP in its 4th year of CEP participation and is eligible for a Grace Year (CEP 100% and <40%). A yellow cell in this column indicates missing data. Enter the total # of CEP schools to clear the cell color.	An "X" will appear in this column if all schools in the LEA in column 2 are participating in CEP (the # of schools entered in column 8 should match the # of schools entered in column 9). An "X" will appear in this column if one or more schools in the LEA in column 2 are participating in CEP (the # of schools entered in column 8 should be more than the # of schools entered in column 9).		
046605	Rayona City SD	54.24%	X		X		6	2166	6	2166	A			
046693	Reading Community	28.11%			X		1	1937	1	1937		X		
046735	Salem City SD	49.85%	X		X		5	455	1	225		X		
046743	Stamulusky City SD	46.03%	X		X		7	3035	7	3035	A			
046838	Springfield City SD	64.55%	X		X		17	2959	16	2959		X		
046826	Stonbhanville City SD	56.03%	X		X		5	2397	5	2397	A			
046859	Stoubaux City SD	54.49%	X		X		3	1839	1	694		X		
046900	Talbot Public Schools	55.00%	X		X		20	2182	40	16734		X		
046920	Warren City SD	36.53%	X		X		5	889		889	A			
045005	Warrenville Heights	52.13%	X		X		5	1403	5	1403	A			
045921	Wellston City Schools	51.59%	X		X		4	1417	4	1417		A		
045930	Wellsville Local SD	57.60%	X		X		1	268	1	268		A		
045970	Wilmington City SD	34.36%	X		X		6	3328	6	3328	A			
045153	Wills Community	43.80%	X		X		8	2875		2875		X		
045161	Youngstown City SD	69.27%	X		X		14	5324	11	5089		X		
045179	Zanesville City SD	68.19%	X		X		3	3196	3	3181		X		
045344	Crookston Ex VIII SD	47.11%	X		X		1	622	1	622	A			
045351	Crookston Ex VIII SD	43.33%	X		X		2	971	2	971		A		
045542	Newcomerstown Ex VIII SD	31.66%		X			4	1625	1	141		X		
045666	Woodburn Ex VIII SD	56.57%	X		X		2	592	2	592	A			
045781	Perry Local SD	51.28%	X		X		2	897	2	897		A		
045914	Federal Hocking	45.18%	X		X		3	1047	3	1047		A		
045922	Tremble Local SD	47.55%	X		X		5	816	3	816	A			
046126	New Miami	52.80%	X		X		2	729	2	729	A			


USDA United States Department of Agriculture		State Agency Template Community Eligibility Provision (CEP) Annual Notification of Local Educational Agency (LEA)												
SV 2019-2020		State agency: Ohio Department of Education												
Instructions: • In column 3-A, enter the LEA ID, LEA name, and district-wide identified student percentage (DSP) for every LEA with at least one eligible school. • An "X" will appear in the appropriate column 4 or 5 to indicate that the LEA is eligible or near eligible to participate in CEP. Data entry columns should be marked between columns 4-5. • Follow the instructions in row 7 to complete columns 6-13. • An "X" will appear in column 12 if all the schools in the LEA in column 2 are participating in CEP (the # of schools entered in columns 8 and 10 should match). • An "X" will appear in column 13 if one or more schools in the LEA in column 2 are participating in CEP (the # of schools entered in column 8 is less than the # of schools entered in column 9). • Provide additional comments or clarifications in column 14. • Submit completed template by communityeligibility@doe.ohio.gov by May 1 to publish the list of LEAs receiving CEP eligibility notices on your website. This information will be linked to FNS CEP web site. LEAs receiving notices for district-wide eligibility must be reported in the columns below.														
			COLUMN 4 & 5 AUTOMATICALLY POPULATE (Only One Column Should Be Marked per LEA)			INFORMATION FOR ENTIRE LEA ONLY			INFORMATION FOR PARTICIPATING CEP SCHOOLS ONLY		FOR LEAS PARTICIPATING IN CEP IN AT LEAST ONE SCHOOL (Columns 12 & 13 Automatically Populate. Only One Column Should Be Marked per LEA)			
1	2	3	4	5	6	7	8	9	10	11	12	13	14	
LEA ID	LEA name	District-wide Identified Student Percentage (DSP)	Eligible to Participate District-wide	Near Eligible to Participate District-wide	Currently Participating in CEP	Participating and Eligible for a Grace Year	Total Number of Schools in Participating, Eligible, and Near-Eligible LEAs	Total Student Enrollment in Participating and Eligible LEAs	Total Number of CEP Schools in the LEA	Total Student Enrollment at CEP Schools	Currently Participating in CEP District-wide	Currently Participating in CEP in One or More Schools (Not District-wide)	Comments	
Enter the LEA ID, as reported on the FNS-742, for each LEA with at least one school eligible to participate in CEP. Entering duplicate LEA IDs will result in an error and the duplicate cells will be highlighted in red until corrected. Yellow cells will clear once data is entered.	Enter the name of each LEA, as reported on the FNS-742, with at least one CEP-eligible school. Yellow cells will clear once data is entered.	Enter the district-wide DSP as of April 1 of the current year. DSP is # of identified students divided by total enrollment. Enter the DSP as a percentage rounded to two decimals. Ex: 62.50% If using the FNS-742 to complete this column, note that data reported in Section 3 of the FNS-742 (Districts approved as free eligible not subject to verification) does not include the corresponding data for students in CEP schools or non-regular Special Provision schools. For a more accurate count of the # of identified students in the LEA level, States are encouraged to combine the total # of students reported in Section 3 of the FNS-742 for that LEA plus the LEA-level data submitted for inclusion in Data Element #3 of the State-level FNS-834 (the # of SNAP children in CEP schools and non-regular Special Provision schools). DO NOT INCLUDE THE 3-A MULTIPLE An DSP greater than 100.00% will result in an error and the cell will be highlighted red until corrected. Yellow cells will clear once data is entered.	An "X" will appear in this column if the LEA in column 2 is eligible to participate in CEP (DSP in column 3 is >=40%).	An "X" will appear in this column if the LEA in column 2 is nearly eligible to participate in CEP (DSP in column 3 is >=30% and <40%). Note: The "X" in column 4 does not indicate any other error or non-eligible data for students in CEP schools and non-regular Special Provision schools. Using any other letter or non-eligible data for students in CEP schools and non-regular Special Provision schools will result in an error and the cell will be highlighted red until corrected.	Place an "X" in this column if the LEA in column 2 is currently participating in CEP (the # of schools in column 8 is equal to the # of schools in column 9).	Place an "X" in this column if the LEA in column 2 is currently participating in CEP (the # of schools in column 8 is less than the # of schools in column 9).	If the LEA in column 2 is currently participating in CEP, enter the total # of schools in the LEA (do not include CEP schools). A yellow cell in this column indicates missing data. Enter the total # of CEP schools to clear the cell color.	If the LEA in column 2 is currently participating in CEP, enter the total # of students enrolled at all CEP schools. A yellow cell in this column indicates missing enrollment data. Enter the total # of CEP schools to clear the cell color.	If the LEA in column 2 is currently participating in CEP, enter the total # of CEP schools. For any participating LEA, the total # of schools entered in this column is greater than the total # of schools entered in column 8, this will result in an error in column 12 and 13 until corrected. A yellow cell in this column indicates missing enrollment data. Enter the total # of CEP schools to clear the cell color.	If the LEA in column 2 is currently participating in CEP, enter the total # of students enrolled at all CEP schools. This is the sum of the total # of schools entered in column 8 and the total # of schools entered in column 10. A yellow cell in this column indicates missing enrollment data. Enter the total # of CEP schools to clear the cell color.	An "X" will appear in this column if all schools in the LEA in column 2 are participating in CEP. If the LEA in column 2 is participating in CEP in one or more schools, then the # of schools entered in column 8 should be more than the # of CEP schools entered in column 10.	An "X" will appear in this column if all schools in the LEA in column 2 are participating in CEP. If the LEA in column 2 is participating in CEP in one or more schools, then the # of schools entered in column 8 should be more than the # of CEP schools entered in column 10.		
046417	Columbiana County ESC	64.50%	X		X		1	17	1	60	A			
046411	Southern Local SD	64.03%	X		X		2	264	2	614	A			
047308	Rolling Hills	37.82%		X	X		5	1634	3	265		S		
047365	Northwest Local School District	47.36%	X		X		10	4093	3	2741		S		
047381	Southwest Local SD	20.05%		X	X		6	4626	1	381		S		
047261	Old Hill Union Local	37.68%		X	X		2	1295	1	601		S		
047928	Dawson-Bryant Local SD	41.27%	X		X		2	1151	2	1151	A			
047944	Rock Hill	53.27%	X		X		2	1371	2	1371	A			
047951	South Point	56.22%	X		X		4	1464	4	1464	A			
047969	Summit Valley	42.13%	X		X		2	750	2	750	A			
047977	Licking County ESC	50.00%	X		X		1	60	1	60	A			
048132	Sharonville Local SD	62.21%	X		X		1	1666	1	1666	A			
048199	ESC of Lake Erie West	37.25%			X		1	51	1	51	A			
048155	Schuyler Local SD	55.50%	X		X		2	503	2	503	A			
048520	Mingo Local SD	51.21%	X		X		3	1722	3	1722	A			
048538	Southern Local SD	48.29%	X		X		1	713	1	515		S		
048660	Montgomery County Educational	46.40%	X		X		2	302	2	302	A			
048686	Jefferson Township	50.59%	X		X		2	338	2	338	A			
048694	Trotwood-Madison City Schools	62.82%	X		X		5	2600	5	2600	A			
048702	Mad River	61.16%	X		X		10	4641	3	1151		S		
048736	Northridge Local SD	50.78%	X		X		4	1586	4	1586	A			
048777	Morgan Local SD	41.37%	X		X		5	1813	5	1813	A			
048850	Marietta Local SD	43.12%	X		X		5	2160	3	2160	A			
048926	Benton Carroll Salem	16.80%		X	X		4	1649	1	30		S		
049064	Southern Local SD	49.15%	X		X		1	608	1	608	A			
049192	Eastern Local SD	60.15%	X		X		1	883	1	883	A			


 United States Department of Agriculture		State Agency Template Community Eligibility Provision (CEP) Annual Notification of Local Educational Agencies (LEA)												
SY 2019-2020		State agency: Ohio Department of Education												
Instructions: <ul style="list-style-type: none"> In column 3-A, enter the LEA ID, LEA name, and district-wide identified student percentage (DSP) for every LEA with at least one eligible school. An "X" will appear in the appropriate column 4 or 5 to indicate that the LEA is eligible or near eligible to participate in CEP. Only one column should be marked between columns 4-5. Follow the instructions in row 7 to complete columns 6-13. An "X" will appear in column 12 if all the schools in the LEA in column 3 are participating in CEP (the # of schools entered in columns 8 and 10 should match). An "S" will appear in column 13 if one or some schools in the LEA in column 2 are participating in CEP (the # of schools entered in column 8). Provide additional comments or clarifications in column 14. Submit completed template by cepnotification@doe.ohio.gov, by May 1 to publish the list of LEAs receiving CEP eligibility notices on your website. This information will be linked to FNS CEP web site. LEAs receiving notices for district-wide eligibility must be reported in the columns below. 														
			COLUMN 4 & 5 AUTOMATICALLY POPULATE (Only One Column Should Be Marked per LEA)			INFORMATION FOR ENTIRE LEA ONLY (Only One Column Should Be Marked per LEA)			INFORMATION FOR PARTICIPATING CEP SCHOOLS ONLY		FOR LEAs PARTICIPATING IN CEP IN AT LEAST ONE SCHOOL (Columns 12 & 13 Automatically Populate. Only One Column Should Be Marked per LEA)			
1	2	3	4	5	6	7	8	9	10	11	12	13	14	
LEA ID	LEA name	District-wide Identified Student Percentage (DSP)	Eligible to Participate District-wide	Near Eligible to Participate District-wide	Currently Participating in CEP	Participating and Eligible for a Grace Year	Total Number of Schools in Participating, Eligible, and Near-Eligible LEAs	Total Student Enrollment in Participating and Eligible LEAs	Total Number of CEP Schools in the LEA	Total Student Enrollment at CEP Schools	Currently Participating in CEP District-wide	Currently Participating in CEP in One or Some Schools (Not District-wide)	Comments	
<p>Enter the LEA ID, as reported on the FNS-742, for each LEA with at least one school eligible to participate in CEP.</p> <p>Enter the name of each LEA, as reported on the FNS-742, with at least one CEP-eligible school. Yellow cells will clear error data if entered.</p> <p>Enter the district-wide DSP as of April 1 of the current year. DSP is the percentage of identified students divided by total enrollment. Enter the DSP as a percentage rounded to two decimals. Ex: 62.50%</p> <p>If using the FNS-742 to complete this column, note that data reported in Section 3 of the FNS-742 (Districts approved as free eligible not subject to verification) does not include the corresponding data for students in CEP schools or non-regular Special Provision schools. For a more accurate count of the # of identified students in the LEA level, States are encouraged to combine the total # of students reported in Section 3 of the FNS-742 for that LEA plus the LEA-level data submitted for inclusion in Data Element #3 of the State-level FNS-834 (the # of SNAP children in CEP schools and non-regular Special Provision schools).</p> <p>DO NOT INCLUDE THE 5-A MULTIPLE</p> <p>An DSP greater than 100.00% will result in an error and the cell will be highlighted red until corrected. Yellow cells will clear error data if entered.</p> <p>An "X" will appear in this column if the LEA in column 2 is eligible to participate in CEP. (DSP in column 3 is >=40%).</p> <p>An "X" will appear in this column if the LEA in column 2 is nearly eligible to participate in CEP. (DSP in column 3 is >=30% and <40%).</p> <p>Note: The "X" will only appear in this column if the LEA in column 2 is currently participating in CEP or eligible for a Grace Year. (CEP >=30% and <40%).</p> <p>Note: The "X" will only appear in this column if the LEA in column 2 is currently participating in CEP or eligible for a Grace Year. (CEP >=30% and <40%).</p> <p>Note: The "X" will only appear in this column if the LEA in column 2 is currently participating in CEP or eligible for a Grace Year. (CEP >=30% and <40%).</p> <p>Note: The "X" will only appear in this column if the LEA in column 2 is currently participating in CEP or eligible for a Grace Year. (CEP >=30% and <40%).</p> <p>A yellow cell in this column indicates missing data. Enter the total # of CEP schools for the LEA. Enter the total # of CEP schools for the LEA. Enter the total # of CEP schools for the LEA. Enter the total # of CEP schools for the LEA.</p> <p>A yellow cell in this column indicates missing data. Enter the total # of CEP schools for the LEA. Enter the total # of CEP schools for the LEA. Enter the total # of CEP schools for the LEA. Enter the total # of CEP schools for the LEA.</p> <p>A yellow cell in this column indicates missing data. Enter the total # of CEP schools for the LEA. Enter the total # of CEP schools for the LEA. Enter the total # of CEP schools for the LEA. Enter the total # of CEP schools for the LEA.</p> <p>An "X" will appear in this column if all schools in the LEA in column 2 are participating in CEP. The LEA in column 2 is participating in CEP in all schools.</p> <p>An "S" will appear in this column if one or some schools in the LEA in column 2 are participating in CEP. The LEA in column 2 is participating in CEP in one or some schools. The # of schools entered in column 8 should be more than the # of CEP schools entered in column 10.</p>														
049430	Salem Valley	64.00%	X		X		1	1429	1	1429	A			
049448	Waverly City SD	32.88%		X	X		1	1797	1	1797	A			
049455	Western Local SD	56.31%	X		X		2	753	2	753	A			
049502	Huntington Local SD	42.00%	X		X		1	1038	1	1038	A			
049510	Pain Valley	48.98%	X		X		1	892	1	892	A			
049635	Northwest Local SD	69.75%	X		X		3	1415	1	696		S		
049650	Washington-Nile Local SD	45.72%	X		X		3	1614	2	1084		S		
049831	Canton Local School District	36.68%		X	X		2	2423	2	1475		S		
049932	Plain Local School District	34.49%		X	X		11	6963		30		S		
050793	Madison County Local	27.90%	X		X		5	2083	5	2083	A			
050835	Stark Local SD	15.56%			X		8	5644	1	5644		S		
050866	Wood County Educational Service Center	20.02%	X		X		6	41	3	61		S		
051180	Lancaster County	66.11%	X		X		1	511	1	511	A			
051490	Salem County Joint Vocational School	51.33%	X		X		1	650		650	A			
052422	Cheyvald Catholic Diocese	26.01%		X	X		18	12933	11	2710		S		
054171	Maryfair Christian School	50.00%	X		X		1	88	1	88	A			
054361	Holy Family	42.33%	X		X		1	215	1	215	A			
054635	Resurrection Ehs Sch	64.16%	X		X		1	173	1	173	A			
054692	St. Albert The Great	44.13%	X		X		10	436	2	426		S		
054726	St. Agnes Educational Center	61.10%	X		X		2	168	2	168	A			
054999	St. Francis Peasock	51.79%	X		X		1	288	1	288	A			
055012	St. Francis Servant	63.01%	X		X		1	173	1	173	A			
055228	St. Lawrence	58.57%	X		X		1	348	1	348	A			
058603	CCNT Catholic School	69.59%	X		X		2	292	2	292	A			


 United States Department of Agriculture		State Agency Template Community Eligibility Provision (CEP) Annual Notification of Local Educational Agencies (LEA)												
State Agency: SV 2019-2020		State agency: Ohio Department of Education												
Instructions: • In column 3-8 , enter the LEA ID, LEA name, and district-wide identified student percentage (DSP) for every LEA with at least one eligible school. • An "X" will appear in the appropriate columns 4 and 5 to indicate that the LEA is eligible or non-eligible to participate in CEP. Only one column should be marked between columns 4-5. • Follow the instructions in row 7 to complete columns 6-13 . • An "X" will appear in column 12 if all the schools in the LEA in column 2 are participating in CEP (the # of schools entered in columns 8 and 10 should match). • An "S" will appear in column 13 if one or some schools in the LEA in column 2 are participating in CEP (the # of schools entered in column 8 is less than the # of schools entered in column 9). • Provide additional comments or clarifications in column 14 . • Submit completed template by cepvnotification@doe.ohio.gov by May 1 to publish the list of LEAs receiving CEP eligibility notices on your website. This information will be linked to FNS CEP web site. LEAs receiving notices for district-wide eligibility must be reported in the columns below.														
			COLUMN 4 & 5 AUTOMATICALLY POPULATE (Only One Column Should Be Marked per LEA)			INFORMATION FOR ENTIRE LEA ONLY			INFORMATION FOR PARTICIPATING CEP SCHOOLS ONLY		FOR LEAs PARTICIPATING IN CEP IN AT LEAST ONE SCHOOL (Columns 12 & 13 Automatically Populate. Only One Column Should Be Marked per LEA)			
1	2	3	4	5	6	7	8	9	10	11	12	13	14	
LEA ID	LEA name	District-wide Identified Student Percentage (DSP)	Eligible to Participate District-wide	Near Eligible to Participate District-wide	Currently Participating in CEP	Participating and Eligible for a Grace Year	Total Number of Schools in Participating, Eligible, and Near-Eligible LEAs	Total Student Enrollment in Participating and Eligible LEAs	Total Number of CEP Schools in the LEA	Total Student Enrollment at CEP Schools	Currently Participating in CEP District-wide	Currently Participating in CEP in One or Some Schools (Not District-wide)	Comments	
Enter the LEA ID, as reported on the FNS-742, for each LEA with at least one school eligible to participate in CEP. Yellow cells will clear error data if entered.	Enter the name of each LEA, as reported on the FNS-742, with at least one CEP-eligible school. Yellow cells will clear error data if entered.	Enter the district-wide DSP as of April 1 of the current year. DSP is # of identified students divided by total enrollment. Enter the DSP as a percentage rounded to two decimals. Ex: 62.50% If using the FNS-742 to complete this column, note that data reported in Section 3 of the FNS-742 (Districts approved as free eligible not subject to verification) does not include the corresponding data for students in CEP schools or non-regular year Special Provision schools. For a more accurate count of the # of identified students in the LEA level, States are encouraged to combine the total # of students reported in Section 3 of the FNS-742 for that LEA plus the LEA-level data submitted for inclusion in Data Element #3 of the State-level FNS-834 (the # of SNAP children in CEP schools and non-regular year Special Provision schools). DO NOT INCLUDE THE 3-4 MULTIPLE An DSP greater than 100.00% will result in an error and the cell will be highlighted red until corrected. Yellow cells will clear error data if entered.	An "X" will appear in this column if the LEA in column 2 is eligible to participate in CEP (DSP in column 3 is >=60%).	An "X" will appear in this column if the LEA in column 2 is nearly eligible to participate in CEP (DSP in column 3 is >=50% and <60%). Note: The "X" in column 4 is not sensitive. Using any other letter or non-numeric value will result in an error and the cell will be highlighted red until corrected.	An "X" will appear in this column if the LEA in column 2 is currently participating in CEP (the total # of schools in column 8 is equal to the total # of schools in column 9).	An "S" will appear in this column if the LEA in column 2 is currently participating in CEP (the total # of schools in column 8 is less than the total # of schools in column 9).	If the LEA in column 2 is currently participating in CEP or eligible to participate in CEP (there is an "X" in column 4 or 5), enter the total # of students enrolled at all the CEP schools entered in this column. A yellow cell in this column indicates missing enrollment data. Enter the total # of CEP schools to clear the cell color.	If the LEA in column 2 is currently participating in CEP (there is an "X" in column 4 or 5), enter the total # of students enrolled at all CEP schools in participating LEA. This is the sum of the total # of students enrolled in all CEP schools entered in column 10. A yellow cell in this column indicates missing enrollment data. Enter the total # of CEP schools to clear the cell color.	If the LEA in column 2 is currently participating in CEP (there is an "X" in column 4 or 5), enter the total # of students enrolled at all CEP schools in participating LEA. This is the sum of the total # of students enrolled in all CEP schools entered in column 10. A yellow cell in this column indicates missing enrollment data. Enter the total # of CEP schools to clear the cell color.	If the LEA in column 2 is currently participating in CEP (there is an "X" in column 4 or 5), enter the total # of students enrolled at all CEP schools in participating LEA. This is the sum of the total # of students enrolled in all CEP schools entered in column 10. A yellow cell in this column indicates missing enrollment data. Enter the total # of CEP schools to clear the cell color.	An "X" will appear in this column if all schools in the LEA in column 2 are participating in CEP. If the LEA in column 2 is participating in CEP in one or some schools, then the # of schools entered in column 8 should be more than the # of CEP schools entered in column 10.	An "S" will appear in this column if all schools in the LEA in column 2 are participating in CEP. If the LEA in column 2 is participating in CEP in one or some schools, then the # of schools entered in column 8 should be more than the # of CEP schools entered in column 10.		
060717	St. Peter	44.9%	X		X		1	108	1	108	A			
060718	Our Lady Of Peace	56.38%	X		X		1	188	1	188	A			
062667	Gallia-Jackson-Vinton II Vac. SD	61.65%	X		X		1	440	1	440	A			
065003	Heritage Christian	47.27%	X		X		1	310	1	310	A			
065680	Gallia County	46.05%	X		X		8	2163	8	2163	A			
066668	Jefferson County Board of DD	66.58%	X		X		1	71	1	71	A			
066274	Washington Co. Bd of DD	41.90%	X		X		1	105	1	105	A			
066357	Washington County Board of DD	50.00%	X		X		1	76	1	76	A			
070656	Stoufferfield Christian School	53.00%	X		X		1	125	1	125	A			
071472	Laravence County Board of DD	46.03%	X		X		1	63	1	63	A			
085662	Meigs County Board of DD	43.75%	X		X		1	60	1	60	A			
086670	Yoshino Drevch Network	44.01%	X		X		1	461	1	461	A			
120805	Stannard Christian Academy	84.74%	X		X		1	247	1	247	A			
125260	Christy S. Priest Christian Acad	56.25%	X		X		1	60	1	60	A			
132746	Summit Acad Comm Sch for Alternative Learners of Midd	51.11%	X		X		1	90	1	90	A			
132761	Summit Academy Xenia	60.31%	X		X		1	106	1	106	A			
132779	Summit Academy Middle School-Akron	52.38%	X		X		1	42	1	42	A			
132795	CHP Park High School	61.94%	X	X	X		1	152	1	152	A			
132844	Miami Valley Academy	75.73%	X		X		1	163	1	163	A			
132951	CoastalBelt Schools Learning Community	55.87%	X		X		1	179	1	179	A			
132985	YouthBuild Columbus Community	29.00%	X		X		1	200	1	200	A			
133264	DuIn Community High School	30.71%		X	X		1	1270	1	1270	A			
133280	Washington Park Community	70.05%	X		X		1	207	1	207	A			


 United States Department of Agriculture		State Agency Template Community Eligibility Provision (CEP) Annual Notification of Local Educational Agencies (LEA)												
State Agency: SV 2019-2020		State Agency: Ohio Department of Education												
Instructions:														
• In column 3-A, enter the LEA ID, LEA name, and district-wide identified student percentage (DSP) for every LEA with at least one eligible school. • An "X" will appear in the appropriate column 4 or 5 to indicate that the LEA is eligible or near eligible to participate in CEP. Data on columns should be marked between columns 4-5. • Follow the instructions in row 7 to complete columns 6-13. • An "X" will appear in column 12 if all the schools in the LEA in column 2 are participating in CEP (the # of schools entered in column 8 and 10 should match). • An "S" will appear in column 13 if one or some schools in the LEA in column 2 are participating in CEP (the # of schools entered in column 8 is less than the # of schools entered in column 9). • Provide additional comments or clarifications in column 14. • Submit completed template by communityeligibility@doe.ohio.gov by May 1 to publish the list of LEAs receiving CEP eligibility notices on your website. This information will be linked to FNS CEP web site. LEAs receiving notices for district-wide eligibility must be reported in the columns below.														
			COLUMN 4 & 5 AUTOMATICALLY POPULATE (Only One Column Should Be Marked per LEA)			INFORMATION FOR ENTIRE LEA ONLY			INFORMATION FOR PARTICIPATING CEP SCHOOLS ONLY		FOR LEAs PARTICIPATING IN CEP IN AT LEAST ONE SCHOOL (Columns 12 & 13 Automatically Populate. Only One Column Should Be Marked per LEA)			
1	2	3	4	5	6	7	8	9	10	11	12	13	14	
LEA ID	LEA name	District-wide Identified Student Percentage (DSP)	Eligible to Participate District-wide	Near Eligible to Participate District-wide	Currently Participating in CEP	Participating and Eligible for a Grace Year	Total Number of Schools in Participating, Eligible, and Near-Eligible LEAs	Total Student Enrollment in Participating and Eligible LEAs	Total Number of CEP Schools in the LEA	Total Student Enrollment at CEP Schools	Currently Participating in CEP District-wide	Currently Participating in CEP in One or Some Schools (Not District-wide)	Comments	
Enter the LEA ID, as reported on the FNS-742, for each LEA with at least one school eligible to participate in CEP. Entering duplicate LEA IDs will result in an error and the duplicate cells will be highlighted in red until corrected. Yellow cells will clear once data is entered.	Enter the name of each LEA, as reported on the FNS-742, with at least one CEP-eligible school. Yellow cells will clear once data is entered.	Enter the district-wide DSP as of April 1 of the current year. DSP is # of identified students divided by total enrollment. Enter the DSP as a percentage rounded to two decimals. Ex: 62.50% If using the FNS-742 to complete this column, note that data reported in Section 3 of the FNS-742 (Districts approved as free eligible not subject to verification) does not include the corresponding data for students in CEP schools or non-traditional Special Provision schools. For a more accurate count of the # of identified students in the LEA level, States are encouraged to combine the total # of students reported in Section 3 of the FNS-742 for that LEA plus the LEA-level data submitted for inclusion in Data Element #3 of the State-level FNS-834 (the # of SNAP children in CEP schools and non-traditional Special Provision schools). Do NOT include the 3-A multiplier. An DSP greater than 100.00% will result in an error and the cell will be highlighted red until corrected. Yellow cells will clear once data is entered.	An "X" will appear in this column if the LEA in column 2 is eligible to participate in CEP (DSP in column 3 is >=60%).	An "X" will appear in this column if the LEA in column 2 is nearly eligible to participate in CEP (DSP in column 3 is >=50% and <60%). Note: The "X" in column 4 does not apply to any other letter or non-eligible school. Using any other letter or non-eligible school will result in an error and the cell will be highlighted red until corrected.	Place an "X" in this column if the LEA in column 2 is currently participating in CEP in its 4th year of CEP participation and is eligible for a Grace Year (CEP in column 3 is >=50% and <60%). Note: The "X" in column 5 does not apply to any other letter or non-eligible school. Using any other letter or non-eligible school will result in an error and the cell will be highlighted red until corrected.	If the LEA in column 2 is currently participating in CEP or eligible to participate in CEP (there is an "X" in column 4 or 5), enter the total # of schools in the LEA (demonstrator of DSP). A yellow cell in this column indicates missing data. Enter the total # of CEP schools in the cell or clear the cell color.	If the LEA in column 2 is currently participating in CEP (there is an "X" in column 4 or 5), enter the total # of students enrolled at all CEP schools entered in this column. A yellow cell in this column indicates missing enrollment data. Enter the total # of CEP schools in the cell or clear the cell color.	If the LEA in column 2 is currently participating in CEP (there is an "X" in column 4 or 5), enter the total # of students enrolled at all CEP schools. For any participating LEA, the total # of students enrolled in all CEP schools entered in column 8 should match the # of schools entered in column 10. A yellow cell in this column indicates missing enrollment data. Enter the total # of CEP schools in the cell or clear the cell color.	If the LEA in column 2 is currently participating in CEP (there is an "X" in column 4 or 5), enter the total # of students enrolled in all CEP schools entered in column 10. A yellow cell in this column indicates missing enrollment data. Enter the total # of CEP schools in the cell or clear the cell color.	An "X" will appear in this column if all schools in the LEA in column 2 are participating in CEP. If the LEA in column 2 is participating in CEP in one or some schools, then the # of schools entered in column 8 should be more than the # of CEP schools entered in column 10.	An "S" will appear in this column if all schools in the LEA in column 2 are participating in CEP in one or some schools, then the # of schools entered in column 8 should be more than the # of CEP schools entered in column 10.	Comments		
133306	Summit Academy Canton	56.09%	X		X		1	127	1	127	A			
133322	Summit Academy Lorain	66.42%	X		X		1	134	1	134	A			
133348	Richard Allen Preparatory	66.80%	X		X		1	319	1	319	A			
133389	LightHouse Community Sch Inc	81.03%	X		X		1	68	1	68	A			
133454	Duxton Leadership Academies Duxton View Campus	74.33%	X		X		1	405	1	405	A			
133488	Blue Gate High School	56.29%	X		X		1	167	1	167	A			
133504	Phoenix Community Learning Ctr	55.78%	X		X		1	441	1	441	A			
133512	Cincinnati College Preparatory Academy	68.60%	X		X		1	570	1	570	A			
133520	Columbus Academy	51.10%	X		X		1	495	1	495	A			
133561	Millennium Community	64.63%	X		X		1	557	1	557	A			
133597	Summit Academy Community School for All Learners of All	64.22%	X		X		1	140	1	140	A			
133678	Riverside Academy	66.11%	X		X		1	180	1	180	A			
133736	Richard Allen Academy	64.30%	X		X		1	311	1	311	A			
133785	Life Skills Ctr Of Cincinnati	60.06%	X		X		1	100	1	100	A			
133815	Boystown High School	61.52%	X		X		1	443	1	443	A			
134072	Youngstown Community School	66.00%	X		X		1	319	1	319	A			
134148	Aurora Academy	59.57%	X		X		1	141	1	141	A			
134213	Middlebury Academy	74.58%	X		X		1	299	1	299	A			
134247	City Day Community School	100.00%	X		X		1	159	1	159	A			
142901	Stark High School	59.46%	X		X		1	111	1	111	A			
142919	Life Skills Center of Elyria	73.32%	X		X		1	143	1	143	A			
142943	Focus Learning Academy of Northern Columbus	51.80%	X		X		1	500	1	500	A			
142968	Hope Northwest Academy	65.85%	X		X		1	287	1	287	A			
143171	Innovational Acad Of Columbus	51.80%	X		X		1	286	1	286	A			
143198	Great Western Academy	56.05%	X		X		1	269	1	269	A			
143206	Trinidad Fitness & Prep Acad	66.47%	X		X		1	316	1	316	A			
143214	Middletown Fitness & Prep Acad	60.32%	X		X		1	292	1	292	A			


 United States Department of Agriculture		State Agency Template Community Eligibility Provision (CEP) Annual Notification of Local Educational Agency (LEA)												
SY 2019-2020		State agency:											Ohio Department of Education	
Instructions:														
• In column 3-A, enter the LEA ID, LEA name, and district-wide identified student percentage (DSP) for every LEA with at least one eligible school. • An "X" will appear in the appropriate column 4 or 5 to indicate that the LEA is eligible or non-eligible to participate in CEP. Data in these columns should be marked between columns 4-5. • Follow the instructions in row 7 to complete columns 6-13. • An "X" will appear in column 12 if all the schools in the LEA in column 2 are participating in CEP (the # of schools entered in columns 8 and 10 should match). • An "S" will appear in column 13 if one or more schools in the LEA in column 2 are participating in CEP (the # of schools entered in column 8 is less than the # of schools entered in column 9). • Provide additional comments or clarifications in column 14. • Submit completed template by cepa@doe.ohio.gov by May 1 to publish the list of LEAs receiving CEP eligibility notices on your website. This information will be linked to FNS CEP web site. LEAs receiving notices for district-wide eligibility must be reported in the columns below.														
			COLUMN 4 & 5 AUTOMATICALLY POPULATE (Only One Column Should Be Marked per LEA)			INFORMATION FOR ENTIRE LEA ONLY			INFORMATION FOR PARTICIPATING CEP SCHOOLS ONLY		FOR LEAs PARTICIPATING IN CEP IN AT LEAST ONE SCHOOL (Columns 12 & 13 Automatically Populate. Only One Column Should Be Marked per LEA)			
1	2	3	4	5	6	7	8	9	10	11	12	13	14	
LEA ID	LEA name	District-wide Identified Student Percentage (DSP)	Eligible to Participate District-wide	Non-Eligible to Participate District-wide	Currently Participating in CEP	Participating and Eligible for a Grace Year	Total Number of Schools in Participating, Eligible, and Non-Eligible LEAs	Total Student Enrollment in Participating and Eligible LEAs	Total Number of CEP Schools in the LEA	Total Student Enrollment at CEP Schools	Currently Participating in CEP District-wide	Currently Participating in CEP in One or Some Schools (Not District-wide)	Comments	
<p>Enter the LEA ID, as reported on the FNS-742, for each LEA with at least one school eligible to participate in CEP.</p> <p>Enter the name of each LEA, as reported on the FNS-742, with at least one CEP-eligible school. Yellow cells will clear once data is entered.</p> <p>Enter the district-wide DSP as of April 1 of the current year. DSP is the percentage of identified students divided by total enrollment. Enter the DSP as a percentage rounded to two decimals. Ex: 62.50%</p> <p>If using the FNS-742 to complete this column, note that data reported in Section 3 of the FNS-742 (Students approved as free eligible not subject to verification) does not include the corresponding data for students in CEP schools or non-base-year Special Provision schools. For a more accurate count of the # of identified students in the LEA level, States are encouraged to combine the total # of students reported in Section 3 of the FNS-742 for that LEA plus the LEA-level data submitted for inclusion in Data Element #3 of the State-level FNS-834 (the # of SNAP children in CEP schools and non-base-year Special Provision schools).</p> <p>DO NOT INCLUDE THE 3-A MULTIPLE</p> <p>An DSP greater than 100.00% will result in an error and the cell will be highlighted red until corrected. Yellow cells will clear once data is entered.</p> <p>An "X" will appear in this column if the LEA in column 2 is eligible to participate in CEP (DSP in column 3 is >=40%).</p> <p>An "X" will appear in this column if the LEA in column 2 is currently participating in CEP (DSP in column 3 is >=100% and <40%).</p> <p>Note: The "X" will only appear in this column if the LEA in column 2 is currently participating in CEP in its 4th year of CEP participation and is eligible for a Grace Year (CEP 100% and <40%).</p> <p>Note: The "X" will only appear in this column if the LEA in column 2 is currently participating in CEP in an eligible/non-eligible to participate in CEP (there is an "X" in column 4 or 5) enter the total # of schools in the LEA (demonstrator of DSP).</p> <p>A yellow cell in this column indicates missing data. Enter the total # of CEP schools to clear the cell color.</p> <p>A yellow cell in this column indicates missing enrollment data. Enter the total # of CEP schools to clear the cell color.</p> <p>If the LEA in column 2 is currently participating in CEP (there is an "X" in column 4 or 5), enter the total # of CEP schools. For any participating LEA, the total # of schools entered in this column is greater than the total # of schools entered in column 8. This will result in an error in columns 12 and 13 until corrected.</p> <p>A yellow cell in this column indicates missing enrollment data. Enter the total # of CEP schools to clear the cell color.</p> <p>An "X" will appear in this column if all schools in the LEA in column 2 are participating in CEP. If the LEA in column 2 is participating in CEP district-wide, then the # of schools entered in column 8 should be more than the # of CEP schools entered in column 10.</p> <p>An "S" will appear in this column if all schools in the LEA in column 2 are participating in CEP in one or some schools, then the # of schools entered in column 8 should be more than the # of CEP schools entered in column 10.</p>														
143479	Parish Community School	50.25%	X		X		1	201	1	201	A			
143487	Consolidation Schools Stackyard	60.03%	X		X		1	268	1	268	A			
143529	North Dayton School Of Science & Discovery	61.09%	X		X		1	607	1	607	A			
143644	Sciotoville High Sch	56.96%	X		X		2	389	1	211		S		
143702	Life Skills Center Of Toledo	60.83%	X		X		1	120	1	120	A			
143728	Evolve Center For Student Success	70.98%	X		X		1	410	1	410	A			
151183	Lake Erie International HS	67.18%	X		X		1	262	1	262	A			
000138	Pathways School of Discovery	61.18%	X		X		1	720						
000311	Beliefs Community Academy	55.99%	X		X		1	147						
000476	Saint Martin de Porres High School	49.73%	X		X		1	370						
000543	Parish Academy	57.89%	X		X		1	710						
000551	Columbus Humanities, Arts and Technology Academy	68.49%	X		X		1	545						
000557	Columbus Arts & Technology Academy	66.79%	X		X		1	565						
000576	King Academy Community School	99.16%	X		X		1	119						
000614	Summit Academy Secondary School - Middletown	60.52%	X		X		1	316						
000808	Horizon Science Academy-Cleveland Middle School	61.00%	X		X		1	316						
000930	Cleveland Entrepreneurship Preparatory School	42.51%	X		X		1	327						
009179	Horizon Science Academy-Columbus Middle School	65.97%	X		X		1	456						
012060	Alvord Middle School	51.17%	X		X		1	120						
013173	Maple Hill Avenue	61.00%	X		X		1	126						
013232	St. Children's Academy	56.79%	X		X		1	150						
013999	Rise & Shine Academy	100.00%	X		X		1	107						
014090	Eastland Preparatory Academy	57.24%	X		X		1	254						
014120	Inspire Columbus Primary School	61.94%	X		X		1	214						
014927	005 Dual Academy	50.00%	X		X		1	100						
019714	Truman Early College Network	61.32%	X		X		1	80						

 United States Department of Agriculture		State Agency Template Community Eligibility Provision (CEP) Annual Notification of Local Educational Agencies (LEA)												
SY 2019-2020		State agency: Ohio Department of Education												
Instructions: • In column 3-A, enter the LEA ID, LEA name, and district-wide identified student percentage (DSP) for every LEA with at least one eligible school. • An "X" will appear in the appropriate columns 4 and 5 to indicate that the LEA is eligible or non-eligible to participate in CEP. Data on columns should be marked between columns 4-5. • Follow the instructions in row 7 to complete columns 6-13. • An "X" will appear in column 12 if all the schools in the LEA in column 2 are participating in CEP (the # of schools entered in columns 8 and 10 should match). • An "X" will appear in column 13 if one or some schools in the LEA in column 2 are participating in CEP (the # of schools entered in column 8). • Provide additional comments or clarifications in column 14. • Submit completed template by cepvnotification@doe.ohio.gov by May 1 to publish the list of LEAs receiving CEP eligibility notices on your website. This information will be linked to FNS CEP web site. LEAs receiving notices for district-wide eligibility must be reported in the columns below.														
			COLUMN 4 & 5 AUTOMATICALLY POPULATE (Only One Column Should Be Marked per LEA)			INFORMATION FOR ENTIRE LEA ONLY (Only One Column Should Be Marked per LEA)			INFORMATION FOR PARTICIPATING CEP SCHOOLS ONLY		FOR LEAs PARTICIPATING IN CEP IN AT LEAST ONE SCHOOL (Columns 12 & 13 Automatically Populate. Only One Column Should Be Marked per LEA)			
1	2	3	4	5	6	7	8	9	10	11	12	13	14	15
LEA ID	LEA name	District-wide Identified Student Percentage (DSP)	Eligible to Participate District-wide	Near Eligible to Participate District-wide	Currently Participating in CEP	Participating and Eligible for a Grace Year	Total Number of Schools in Participating, Eligible, and Near-Eligible LEAs	Total Student Enrollment in Participating and Eligible LEAs	Total Number of CEP Schools in the LEA	Total Student Enrollment at CEP Schools	Currently Participating in CEP District-wide	Currently Participating in CEP in One or Some Schools (Not District-wide)	Comments	
Enter the LEA ID, as reported on the FNS-742, for each LEA with at least one school eligible to participate in CEP. Entering duplicate LEA IDs will result in an error and the duplicate cells will be highlighted in red until corrected. Yellow cells will clear once data is entered.	Enter the name of each LEA, as reported on the FNS-742, for each LEA with at least one CEP-eligible school. Yellow cells will clear once data is entered.	Enter the district-wide DSP as of April 1 of the current year. DSP is the percentage of identified students divided by total enrollment. Enter the DSP as a percentage rounded to two decimals. Ex: 62.50% If using the FNS-742 to complete this column, note that data reported in Section 3 of the FNS-742 (Districts approved as free eligible not subject to verification) does not include the corresponding data for students in CEP schools or non-regular Special Provision schools. For a more accurate count of the # of identified students in the LEA level, States are encouraged to combine the total # of students reported in Section 3 of the FNS-742 for that LEA plus the LEA-level data submitted for inclusion in Data Element #3 of the State-level FNS-834 (the # of SNAP children in CEP schools and non-regular Special Provision schools). DO NOT INCLUDE THE 3-A MULTIPLE An DSP greater than 100.00% will result in an error and the cell will be highlighted red until corrected. Yellow cells will clear once data is entered.	An "X" will appear in this column if the LEA in column 2 is eligible to participate in CEP (DSP in column 3 is >=40%).	An "X" will appear in this column if the LEA in column 2 is currently participating in CEP (DSP in column 3 is >=30% and <40%). Note: The "X" will only appear in this column if the LEA in column 2 is currently participating in CEP in its 4th year of CEP participation and is eligible for a Grace Year (CEP 30% and <40%). Note: The "X" will only appear in this column if the LEA in column 2 is currently participating in CEP in its 4th year of CEP participation and is eligible for a Grace Year (CEP 30% and <40%).	Place an "X" in this column if the LEA in column 2 is currently participating in CEP in its 4th year of CEP participation and is eligible for a Grace Year (CEP 30% and <40%). Note: The "X" will only appear in this column if the LEA in column 2 is currently participating in CEP in its 4th year of CEP participation and is eligible for a Grace Year (CEP 30% and <40%).	Place an "X" in this column if the LEA in column 2 is currently participating in CEP in its 4th year of CEP participation and is eligible for a Grace Year (CEP 30% and <40%). Note: The "X" will only appear in this column if the LEA in column 2 is currently participating in CEP in its 4th year of CEP participation and is eligible for a Grace Year (CEP 30% and <40%).	A yellow cell in this column indicates missing data. Enter the total # of CEP schools to clear the cell color.	A yellow cell in this column indicates missing enrollment data. Enter the total # of CEP schools to clear the cell color.	If the LEA in column 2 is currently participating in CEP (there is an "X" in column 4 or 5), enter the total # of CEP schools entered in this column 9. This will result in an error in column 12 and 13 until corrected.	If the LEA in column 2 is currently participating in CEP (there is an "X" in column 4 or 5), enter the total # of students enrolled at all CEP schools entered in this column 10. This will result in an error in column 12 and 13 until corrected.	An "X" will appear in this column if all schools in the LEA in column 2 are participating in CEP district-wide.	An "X" will appear in this column if any schools in the LEA in column 2 are participating in CEP in one or some schools, then the # of schools entered in column 8 should be more than the # of CEP schools entered in column 10.		
016811	Reggie Elementary	51.2%	X				1	41						
016812	SMART Academy	58.70%	X				1	46						
016810	Southwood Ohio Preparatory School	61.75%	X				1	205						
017123	Horizon Science Academy Primary	47.13%	X				1	261						
017212	Academy of Junior Scholars	44.44%	X				1	27						
017259	Montgomery Preparatory Academy	51.33%	X				1	155						
017270	Lewis Bilingual Preparatory Academy	72.45%	X				1	98						
017274	Mount Auburn Preparatory Academy	56.29%	X				1	246						
043539	Burkeville City Schools	58.12%	X				5	3877						
043687	Bucyrus City	45.74%	X				3	1377						
043930	Camden Area	45.14%	X				4	1553						
043943	Paris City SD	46.05%	X				12	4656						
043979	Paris City SD	46.35%	X				1	4829						
044187	Harrison City SD	41.23%	X				12	4970						
044453	Newark City SD	46.25%	X				14	6393						
044511	North College Hill City School District	54.74%	X				3	1187						
044628	Palmyra City	42.44%	X				6	2837						
044719	St Bernard-Elmwood Place	47.40%	X				3	903						
044784	Sidney City SD	44.54%	X				7	3118						
045245	Harrison Hills	49.35%	X				3	1482						
045481	Greenfield Ex VII SD	43.04%	X				5	1959						
045956	Buckeye Local SD	49.32%	X				4	1741						
046078	Staley Union-Lewis-Huntington Local SD	49.07%	X				2	817						
046432	Educational Service Center-Cuyahoga	48.38%	X				12	628						

 United States Department of Agriculture		State Agency Template Community Eligibility Provision (CEP) Annual Notification of Local Educational Agencies (LEA)												
SY 2019-2020		State agency: Ohio Department of Education												
Instructions: • In column 3-A, enter the LEA ID, LEA name, and district-wide identified student percentage (DSP) for every LEA with at least one eligible school. • An "X" will appear in the appropriate column 4 or 5 to indicate that the LEA is eligible or non-eligible to participate in CEP. Only one column should be marked between columns 4-5. • Follow the instructions in row 7 to complete columns 6-13. • An "X" will appear in column 12 if all the schools in the LEA in column 2 are participating in CEP (the # of schools entered in columns 8 and 10 should match). • An "X" will appear in column 13 if one or more schools in the LEA in column 2 are participating in CEP (the # of schools entered in column 8). • Provide additional comments or clarifications in column 14. • Submit completed template by cepv@doe.ohio.gov by May 1 to publish the list of LEAs receiving CEP eligibility notices on your website. This information will be linked to FNS CEP web site. LEAs receiving notices for district-wide eligibility must be reported in the columns below.														
			COLUMN 4 & 5 AUTOMATICALLY POPULATE (Only One Column Should Be Marked per LEA)			INFORMATION FOR ENTIRE LEA ONLY			INFORMATION FOR PARTICIPATING CEP SCHOOLS ONLY		FOR LEAs PARTICIPATING IN CEP IN AT LEAST ONE SCHOOL (Columns 12 & 13 Automatically Populate. Only One Column Should Be Marked per LEA)			
1	2	3	4	5	6	7	8	9	10	11	12	13	14	
LEA ID	LEA name	District-wide Identified Student Percentage (DSP)	Eligible to Participate District-wide	Non-Eligible to Participate District-wide	Currently Participating in CEP	Participating and Eligible for a Grace Year	Total Number of Schools in Participating, Eligible, and Non-Eligible LEAs	Total Student Enrollment in Participating and Eligible LEAs	Total Number of CEP Schools in the LEA	Total Student Enrollment at CEP Schools	Currently Participating in CEP District-wide	Currently Participating in CEP in One or More Schools (Not District-wide)	Comments	
Enter the LEA ID, as reported on the FNS-742, for each LEA with at least one school eligible to participate in CEP. Entering duplicate LEA IDs will result in an error and the duplicate cells will be highlighted in red until corrected. Yellow cells will clear once data is entered.	Enter the name of each LEA, as reported on the FNS-742, for each LEA with at least one CEP-eligible school. Yellow cells will clear once data is entered.	Enter the district-wide DSP as of April 1 of the current year. DSP is the percentage of identified students divided by total enrollment. Enter the DSP as a percentage rounded to two decimals. Ex: 62.50% If using the FNS-742 to complete this column, note that data reported in Section 3 of the FNS-742 (Districts approved as free eligible not subject to verification) does not include the corresponding data for students in CEP schools or non-regular Special Provision schools. For a more accurate count of the # of identified students in the LEA level, States are encouraged to combine the total # of students reported in Section 3 of the FNS-742 for that LEA plus the LEA-level data submitted for inclusion in Data Element #3 of the State-level FNS-834 (the # of SNAP children in CEP schools and non-regular Special Provision schools). DO NOT INCLUDE THE 3-A MULTIPLE An DSP greater than 100.00% will result in an error and the cell will be highlighted red until corrected. Yellow cells will clear once data is entered.	An "X" will appear in this column if the LEA in column 2 is eligible to participate in CEP (DSP in column 3 is >=40%).	An "X" will appear in this column if the LEA in column 2 is currently eligible to participate in CEP (DSP in column 3 is >=30% and <40%). Note: The "X" will only appear in this column if the LEA in column 2 is currently participating in CEP in its 4th year of CEP participation and is eligible for a Grace Year (DSP >=30% and <40%). Note: The "X" will only appear in this column if the LEA in column 2 is currently participating in CEP in its 4th year of CEP participation and is eligible for a Grace Year (DSP >=30% and <40%).	Place an "X" in this column if the LEA in column 2 is currently participating in CEP in its 4th year of CEP participation and is eligible for a Grace Year (DSP >=30% and <40%). Note: The "X" will only appear in this column if the LEA in column 2 is currently participating in CEP in its 4th year of CEP participation and is eligible for a Grace Year (DSP >=30% and <40%).	Place an "X" in this column if the LEA in column 2 is currently participating in CEP in its 4th year of CEP participation and is eligible for a Grace Year (DSP >=30% and <40%). Note: The "X" will only appear in this column if the LEA in column 2 is currently participating in CEP in its 4th year of CEP participation and is eligible for a Grace Year (DSP >=30% and <40%).	A yellow cell in this column indicates missing data. Enter the total # of CEP schools to clear the cell color.	A yellow cell in this column indicates missing enrollment data. Enter the total # of CEP schools to clear the cell color.	If the LEA in column 2 is currently participating in CEP (there is an "X" in column 4 or 5), enter the total # of CEP schools. For any participating LEA, the total # of schools entered in this column is greater than the total # of schools entered in column 8. This will result in an error in columns 12 and 13 until corrected.	If the LEA in column 2 is currently participating in CEP (there is an "X" in column 4 or 5), enter the total # of students enrolled at all CEP schools. For any participating LEA, the total # of students enrolled in all CEP schools entered in column 10. This will result in an error in columns 12 and 13 until corrected.	An "X" will appear in this column if all schools in the LEA in column 2 are participating in CEP district-wide. Then the # of schools entered in column 8 should match the # of CEP schools entered in column 10.	An "X" will appear in this column if at least one school in the LEA in column 2 is participating in CEP in one or more schools. Then the # of schools entered in column 8 should be more than the # of CEP schools entered in column 10.	Comments	
044604	Narre Union	84.17%	X				1	1034						
046079	Seaway Madison	57.66%	X				10	2643						
047324	Hamilton County ESC	56.36%	X				1	53						
047803	Indian Creek Local	46.48%	X				5	2629						
048280	Mahoning Educational Service Center	50.57%	X				1	47						
048452	Madison Local SD	56.37%	X				5	2372						
049601	Clay Local SD	40.28%	X				3	704						
049610	Green Local SD	100.00%	X				2	589						
049940	Stony Valley	51.53%	X				2	1481						
050195	Liberty Local SD	61.52%	X				2	1093						
050658	Spencer Local SD	44.27%	X				1	491						
050716	Northwood Local SD	47.73%	X				1	508						
051175	Pike County Area	64.25%	X				5	491						
052662	Benedictine	41.08%	X				1	326						
054611	Childs Christian Academy	96.67%	X				1	72						
054866	St. Bernard	50.28%	X				1	179						
055038	Corvus Catholic	86.76%	X				1	204						
057786	St. Anthony	83.84%	X				1	167						
058001	Saint Rita Sch.	85.33%	X				1	314						
058044	St. Gerard	55.16%	X				1	185						
059626	St. Joseph The Provider	51.12%	X				1	165						
060384	St. John Lutheran	43.75%	X				1	160						
062542	Urban Community School	49.93%	X				1	57						
065911	German County Board of ED	49.78%	X				1	41						
069020	Columbiana County Board of ED	49.98%	X				1	49						
069279	Franklin County Board of ED	47.92%	X				1	96						

 United States Department of Agriculture		State Agency Template Community Eligibility Provision (CEP) Annual Notification of Local Educational Agencies (LEA)												
SY 2019-2020		State agency: Ohio Department of Education												
Instructions: • In column 3-8, enter the LEA ID, LEA name, and district-wide identified student percentage (DSP) for every LEA with at least one eligible school. • An "X" will appear in the appropriate columns 4 and 5 to indicate that the LEA is eligible or non-eligible to participate in CEP. Data entry columns should be marked between columns 4-5. • Follow the instructions in row 7 to complete columns 6-13. • An "X" will appear in column 12 if all the schools in the LEA in column 3 are participating in CEP (the # of schools entered in columns 8 and 10 should match). • An "S" will appear in column 13 if one or some schools in the LEA in column 2 are participating in CEP (the # of schools entered in column 10 is less than the # of schools entered in column 8). • Provide additional comments or clarifications in column 14. • Submit completed template to communityeligibility@doe.ohio.gov by May 1 to publish the list of LEAs receiving CEP eligibility notices on your website. This information will be linked to FNS/CEP web site. LEAs receiving notices for district-wide eligibility must be reported in the columns below.														
			COLUMN 4 & 5 AUTOMATICALLY POPULATE (Only One Column Should Be Marked per LEA)			INFORMATION FOR ENTIRE LEA ONLY			INFORMATION FOR PARTICIPATING CEP SCHOOLS ONLY		FOR LEAs PARTICIPATING IN CEP IN AT LEAST ONE SCHOOL (Columns 12 & 13 Automatically Populate. Only One Column Should Be Marked per LEA)			
1	2	3	4	5	6	7	8	9	10	11	12	13	14	
LEA ID	LEA name	District-wide Identified Student Percentage (DSP)	Eligible to Participate District-wide	Near Eligible to Participate District-wide	Currently Participating in CEP	Participating and Eligible for a Grace Year	Total Number of Schools in Participating, Eligible, and Near-Eligible LEAs	Total Student Enrollment in Participating and Eligible LEAs	Total Number of CEP Schools in the LEA	Total Student Enrollment at CEP Schools	Currently Participating in CEP District-wide	Currently Participating in CEP in One or Some Schools (Not District-wide)	Comments	
Enter the LEA ID, as reported on the FNS-742, for each LEA with at least one school eligible to participate in CEP. Entering duplicate LEA IDs will result in an error and the duplicate cells will be highlighted in red until corrected. Yellow cells will clear once data is entered.	Enter the name of each LEA, as reported on the FNS-742, with at least one CEP-eligible school. Yellow cells will clear once data is entered.	Enter the district-wide DSP as of April 1 of the current year. DSP is # of identified students divided by total enrollment. Enter the DSP as a percentage rounded to two decimals. Ex: 62.50% If using the FNS-742 to complete this column, note that data reported in Section 3 of the FNS-742 (Districts approved as free eligible not subject to verification) does not include the corresponding data for students in CEP schools or non-regular Special Provision schools. For a more accurate count of the # of identified students in the LEA level, States are encouraged to combine the total # of students reported in Section 3 of the FNS-742 for that LEA plus the LEA-level data submitted for inclusion in Data Element #3 of the State-level FNS-834 (the # of SNAP children in CEP schools and non-regular Special Provision schools). DO NOT INCLUDE THE 3-4 MULTIPLE An DSP greater than 100.00% will result in an error and the cell will be highlighted red until corrected. Yellow cells will clear once data is entered.	An "X" will appear in this column if the LEA in column 2 is eligible to participate in CEP (DSP in column 3 is >=60%). Note: The "X" is cell-wide.	An "X" will appear in this column if the LEA in column 2 is currently eligible to participate in CEP (DSP in column 3 is >=50% and <60%). Note: The "X" is cell-wide.	Place an "X" in this column if the LEA in column 2 is currently participating in its 4th year of CEP participation and is eligible for a Grace Year (CEP 100% and <40%). Note: The "X" is cell-wide.	Place an "X" in this column if the LEA in column 2 is currently participating in its 4th year of CEP participation and is eligible for a Grace Year (CEP 100% and <40%). Note: The "X" is cell-wide.	If the LEA in column 2 is currently participating in CEP or eligible to participate in CEP, enter the total # of schools in the LEA (demonstrated by DSP). A yellow cell in this column indicates missing data. Enter the total # of CEP schools to clear the cell color.	If the LEA in column 2 is currently participating in CEP or eligible to participate in CEP, enter the total # of students enrolled at all CEP schools entered in this column is greater than the total # of schools entered in column 8, this will result in an error in columns 12 and 13 until corrected. A yellow cell in this column indicates missing enrollment data. Enter the total # of CEP schools to clear the cell color.	If the LEA in column 2 is currently participating in CEP (there is an "X" in column 4), enter the total # of CEP schools. For any participating LEA, the total # of schools entered in this column is greater than the total # of schools entered in column 8, this will result in an error in columns 12 and 13 until corrected. A yellow cell in this column indicates missing enrollment data. Enter the total # of CEP schools to clear the cell color.	If the LEA in column 2 is currently participating in CEP (there is an "X" in column 4), enter the total # of students enrolled at all CEP schools. For any participating LEA, the total # of schools entered in this column is greater than the total # of schools entered in column 8, this will result in an error in columns 12 and 13 until corrected. A yellow cell in this column indicates missing enrollment data. Enter the total # of CEP schools to clear the cell color.	An "X" will appear in this column if all schools in the LEA in column 2 are participating in CEP. If the LEA in column 2 is participating in CEP district-wide, then the # of schools entered in column 8 should be more than the # of CEP schools entered in column 10.	An "S" will appear in this column if all schools in the LEA in column 2 are participating in CEP. If the LEA in column 2 is participating in CEP district-wide, then the # of schools entered in column 8 should be more than the # of CEP schools entered in column 10.		
066400	Madison County Board of ED	81.80%	X				1	61						
066403	Valley Christian School	84.99%	X				1	711						
070383	Lake Co Loc Justice Ctr	100.00%	X				1	30						
070615	Gallia County Board of ED	57.14%	X				1	49						
082891	Flint Rock Care Center	100.00%	X				1	5						
083376	Shelby Care/Safe Landing	100.00%	X				2	24						
083618	The Childrens Home -District	47.19%	X				1	178						
083881	Sunshine Childrens Home	100.00%	X				1	14						
121749	Delaware Juvenile Residential Center	100.00%	X				1	10						
132799	Golden Bridge Academy	87.07%	X				1	147						
132991	Consolidation Schools Westpark Community	66.71%	X				1	310						
133438	Judge Academy The	66.50%	X				1	241						
134477	Sevens Inspiration Academy	81.47%	X				2	208						
137364	Madison-Champlain	81.32%	X				2	121						
140285	Van Wert Co Community Center	100.00%	X				1	5						
140475	Miami Valley Babah-Groves Juv	100.00%	X				1	24						
143313	West Preparatory Academy	68.22%	X				1	129						
148339	Logan County Juvenile Det Ctr	100.00%	X				1	160						
000272	Wilkeswood Environmental Academy	36.69%		X			2	357						
000316	Consolidation Schools Westpark Community Middle School	34.50%		X			1	217						
000608	Summit Academy Transition High School-Cincinnati	31.25%		X			1	80						
007999	The Charles School at Ohio Dominican University	24.16%		X			1	136						
008278	Public Academy-Cleveland	27.87%		X			1	61						
008280	Noble Academy-Columbus	25.42%		X			1	106						

 United States Department of Agriculture		State Agency Template Community Eligibility Provision (CEP) Annual Notification of Local Educational Agencies (LEA)											
SY 2019-2020		State agency: Ohio Department of Education											
Instructions:													
• In column 3-A, enter the LEA ID, LEA name, and district-wide identified student percentage (DSP) for every LEA with at least one eligible school.													
• An "X" will appear in the appropriate columns 4 and 5 to indicate that the LEA is eligible or non-eligible to participate in CEP. Only one column should be marked between columns 4-5.													
• Follow the instructions in row 7 to complete columns 6-13.													
• An "X" will appear in column 12 if all the schools in the LEA in column 3 are participating in CEP (the # of schools entered in columns 8 and 10 should match).													
• An "S" will appear in column 13 if one or more schools in the LEA in column 2 are participating in CEP (the # of schools entered in column 8).													
• Provide additional comments or clarifications in column 14.													
• Submit completed template by cepvnotification@doe.ohio.gov by May 1 to publish the list of LEAs receiving CEP eligibility notices on your website. This information will be used to post CEP web site. LEAs receiving notices for district-wide eligibility must be reported in the columns below.													
			COLUMN 4 & 5 AUTOMATICALLY POPULATE (Only One Column Should Be Marked per LEA)			INFORMATION FOR ENTIRE LEA ONLY (Only One Column Should Be Marked per LEA)			INFORMATION FOR PARTICIPATING CEP SCHOOLS ONLY		FOR LEAs PARTICIPATING IN CEP IN AT LEAST ONE SCHOOL (Columns 12 & 13 Automatically Populate. Only One Column Should Be Marked per LEA)		
1	2	3	4	5	6	7	8	9	10	11	12	13	14
LEA ID	LEA name	District-wide Identified Student Percentage (DSP)	Eligible to Participate District-wide	Near Eligible to Participate District-wide	Currently Participating in CEP	Participating and Eligible for a Grace Year	Total Number of Schools in Participating, Eligible, and Near-Eligible LEAs	Total Student Enrollment in Participating and Eligible LEAs	Total Number of CEP Schools in the LEA	Total Student Enrollment at CEP Schools	Currently Participating in CEP District-wide	Currently Participating in CEP in One or More Schools (Not District-wide)	Comments
Enter the LEA ID, as reported on the PMS-742, for each LEA with at least one school eligible to participate in CEP. Entering duplicate LEA IDs will result in an error and the duplicate cells will be highlighted in red until corrected. Yellow cells will clear once data is entered.	Enter the name of each LEA, as reported on the PMS-742, for each LEA with at least one CEP-eligible school. Yellow cells will clear once data is entered.	Enter the district-wide DSP as of April 1 of the current year. DSP is the percentage of identified students divided by total enrollment. Enter the DSP as a percentage rounded to two decimals. Ex: 62.50% If using the PMS-742 to complete this column, note that data reported in Section 3 of the PMS-742 (Districts approved as free eligible not subject to verification) does not include the corresponding data for students in CEP schools or non-traditional Special Provision schools. For a more accurate count of the # of identified students in the LEA level, States are encouraged to combine the total # of students reported in Section 3 of the PMS-742 for that LEA plus the LEA-level data submitted for inclusion in Data Element #3 of the State-level PMS-834 (the # of SNAP children in CEP schools and non-traditional Special Provision schools). DO NOT INCLUDE THE 3-A MULTIPLE An DSP greater than 100.00% will result in an error and the cell will be highlighted red until corrected. Yellow cells will clear once data is entered.	An "X" will appear in this column if the LEA in column 2 is eligible to participate in CEP (DSP in column 3 is >=40%). Note: The "X" in column 4 is highlighted red until corrected.	An "X" will appear in this column if the LEA in column 2 is nearly eligible to participate in CEP (DSP in column 3 is >=30% and <40%). Note: The "X" in column 5 is highlighted red until corrected.	Place an "X" in this column if the LEA in column 2 is currently participating in CEP (the total # of schools in column 8 is equal to the total # of schools in column 9). Note: The "X" in column 6 is highlighted red until corrected.	Place an "X" in this column if the LEA in column 2 is currently participating in CEP (the total # of schools in column 8 is equal to the total # of schools in column 9). Note: The "X" in column 7 is highlighted red until corrected.	If the LEA in column 2 is currently participating in CEP, enter the total # of schools in column 8. If the LEA in column 2 is currently participating in CEP, enter the total # of schools in column 9. A yellow cell in this column indicates missing data. Enter the total # of CEP schools to clear the cell color.	If the LEA in column 2 is currently participating in CEP, enter the total # of students in column 10. If the LEA in column 2 is currently participating in CEP, enter the total # of students in column 11. A yellow cell in this column indicates missing enrollment data. Enter the total # of CEP schools to clear the cell color.	If the LEA in column 2 is currently participating in CEP, enter the total # of schools in column 12. If the LEA in column 2 is currently participating in CEP, enter the total # of schools in column 13. A yellow cell in this column indicates missing enrollment data. Enter the total # of CEP schools to clear the cell color.	If the LEA in column 2 is currently participating in CEP, enter the total # of schools in column 12. If the LEA in column 2 is currently participating in CEP, enter the total # of schools in column 13. A yellow cell in this column indicates missing enrollment data. Enter the total # of CEP schools to clear the cell color.	An "S" will appear in this column if all schools in the LEA in column 2 are participating in CEP. If the LEA in column 2 is participating in CEP in one or more schools, then the # of schools entered in column 8 should be more than the # of CEP schools entered in column 10.	An "X" will appear in this column if all schools in the LEA in column 2 are participating in CEP. If the LEA in column 2 is participating in CEP in one or more schools, then the # of schools entered in column 8 should be more than the # of CEP schools entered in column 10.	
011516	Marion Science Academy-Duxton High School	30.73%		X			1	202					
011272	Seaborn Elementary and Middle School	31.81%		X			1	415					
012291	Metro Early College High School	31.77%		X			1	918					
012024	DECA Prep, Inc.	30.29%		X			1	914					
010879	South Columbus Preparatory Academy	37.15%		X			1	146					
043562	Bufford City SD	36.06%		X			6	3,189					
043588	Bethesda City Schools	31.92%		X			4	2,543					
043653	Buckhorn City SD	31.27%		X			2	1,216					
043227	East Palestine	31.33%		X			3	1,026					
044024	Galion City SD	34.93%		X			4	1,832					
044665	Garard City SD	30.89%		X			2	1,290					
044801	Griffin Woods	30.07%		X			6	3,032					
044423	Hillsboro City SD	37.02%		X			2	2,406					
044206	Lancaster City SD	36.91%		X			8	6,255					
044235	Landon City SD	34.19%		X			3	2,498					
044321	Marion City Schools	31.33%		X			6	2,486					
044347	Martins Ferry	30.03%		X			2	1,504					
044569	Norwalk City SD	31.30%		X			6	2,715					
044578	Norwood City School District	34.99%		X			6	3,756					
046651	Port Clinton	36.46%		X			4	1,799					
044917	Townsville City SD	33.84%		X			2	891					
044941	Urbana City School District	33.70%		X			6	2,992					
045054	West Carrollton	33.55%		X			7	3,605					
045096	Willard City SD	36.56%		X			4	1,680					
045112	Whitman City SD	36.00%		X			5	2,016					
045130	Wooder City SD	30.67%		X			6	3,423					

 United States Department of Agriculture		State Agency Template Community Eligibility Provision (CEP) Annual Notification of Local Educational Agencies (LEA)												
SY 2019-2020		State agency: Ohio Department of Education												
Instructions: <ul style="list-style-type: none"> In columns 3-8, enter the LEA ID, LEA name, and district-wide identified student percentage (DSP) for every LEA with at least one eligible school. An "X" will appear in the appropriate column 4 or 5 to indicate that the LEA is eligible or non-eligible to participate in CEP. Data entry columns should be marked between columns 4-5. Follow the instructions in row 7 to complete columns 6-11. An "X" will appear in column 12 if all the schools in the LEA in column 3 are participating in CEP (the # of schools entered in columns 8 and 10 should match). An "X" will appear in column 13 if one or more schools in the LEA in column 2 are participating in CEP (the # of schools entered in column 8). Provide additional comments or clarifications in column 14. Submit completed template by cepvnotification@doe.ohio.gov by May 1 to publish the list of LEAs receiving CEP eligibility notices on your website. This information will be linked to FNS CEP web site. LEAs receiving notices for district-wide eligibility must be reported in the columns below. 														
			COLUMN 4 & 5 AUTOMATICALLY POPULATE (Only One Column Should Be Marked per LEA)			INFORMATION FOR ENTIRE LEA ONLY (Only One Column Should Be Marked per LEA)			INFORMATION FOR PARTICIPATING CEP SCHOOLS ONLY		FOR LEAs PARTICIPATING IN CEP IN AT LEAST ONE SCHOOL (Columns 12 & 13 Automatically Populate. Only One Column Should Be Marked per LEA)			
1	2	3	4	5	6	7	8	9	10	11	12	13	14	
LEA ID	LEA name	District-wide Identified Student Percentage (DSP)	Eligible to Participate District-wide	Near Eligible to Participate District-wide	Currently Participating in CEP	Participating and Eligible for a Grace Year	Total Number of Schools in Participating, Eligible, and Near-Eligible LEAs	Total Student Enrollment in Participating and Eligible LEAs	Total Number of CEP Schools in the LEA	Total Student Enrollment at CEP Schools	Currently Participating in CEP District-wide	Currently Participating in CEP in One or More Schools (Not District-wide)	Comments	
Enter the LEA ID, as reported on the FNS-742, for each LEA with at least one school eligible to participate in CEP. Entering duplicate LEA IDs will result in an error and the duplicate cells will be highlighted in red until corrected. Yellow cells will clear once data is entered.	Enter the name of each LEA, as reported on the FNS-742, with at least one CEP-eligible school. Yellow cells will clear once data is entered.	Enter the district-wide DSP as of April 1 of the current year. DSP is # of identified students divided by total enrollment. Enter the DSP as a percentage rounded to two decimals. Ex: 62.50% If using the FNS-742 to complete this column, note that data reported in Section 3 of the FNS-742 (Students approved as free eligible not subject to verification) does not include the corresponding data for students in CEP schools or non-fee-year Special Provision schools. For a more accurate count of the # of identified students in the LEA level, States are encouraged to combine the total # of students reported in Section 3 of the FNS-742 for that LEA plus the LEA-level data submitted for inclusion in Data Element #3 of the State-level FNS-834 (the # of SNAP children in CEP schools and non-fee-year Special Provision schools). DO NOT INCLUDE THE 3-4 MULTIPLE An DSP greater than 100.00% will result in an error and the cell will be highlighted red until corrected. Yellow cells will clear once data is entered.	An "X" will appear in this column if the LEA in column 2 is eligible to participate in CEP (DSP in column 3 is >=40%). Note: The "X" in cell 4 is not sensitive. Using any other letter or non-cell result in an error and the cell will be highlighted red until corrected.	An "X" will appear in this column if the LEA in column 2 is nearly eligible to participate in CEP (DSP in column 3 is >=30% and <40%). Note: The "X" in cell 5 is not sensitive. Using any other letter or non-cell result in an error and the cell will be highlighted red until corrected.	Place an "X" in this column if the LEA in column 2 is currently participating in CEP in its 4th year of CEP participation and is eligible for a Grace Year (CEP in column 3 is >=40% and <45%). Note: The "X" in cell 6 is not sensitive. Using any other letter or non-cell result in an error and the cell will be highlighted red until corrected.	If the LEA in column 2 is currently participating in CEP or eligible to participate in CEP (there is an "X" in column 4 or 5), enter the total # of schools in the LEA (demonstrator of DSP). A yellow cell in this column indicates missing data. Enter the total # of CEP schools to clear the cell color.	If the LEA in column 2 is currently participating in CEP or eligible to participate in CEP (there is an "X" in column 4 or 5), enter the total # of students enrolled at all CEP schools entered in this column is greater than the total # of schools entered in column 8. This will result in an error in column 12 and 13 until corrected. A yellow cell in this column indicates missing enrollment data. Enter the total # of CEP schools to clear the cell color.	If the LEA in column 2 is currently participating in CEP (there is an "X" in column 4), enter the total # of students enrolled at all CEP schools. For any participating LEA, the total # of students enrolled in all CEP schools entered in this column is greater than the total # of schools entered in column 8. This will result in an error in column 12 and 13 until corrected. A yellow cell in this column indicates missing enrollment data. Enter the total # of CEP schools to clear the cell color.	If the LEA in column 2 is currently participating in CEP (there is an "X" in column 4), enter the total # of students enrolled at all CEP schools. For any participating LEA, the total # of students enrolled in all CEP schools entered in this column is greater than the total # of schools entered in column 8. This will result in an error in column 12 and 13 until corrected. A yellow cell in this column indicates missing enrollment data. Enter the total # of CEP schools to clear the cell color.	An "X" will appear in this column if all schools in the LEA in column 2 are participating in CEP district-wide. Then the # of schools entered in column 8 should be more than the # of CEP schools entered in column 10.	An "X" will appear in this column if one or more schools in the LEA in column 2 are participating in CEP in one or more schools. Then the # of schools entered in column 8 should be more than the # of CEP schools entered in column 10.			
045410	Hicksville Ex-VIII SD	34.5%		X			1	1033						
045443	Lancaster Exempted Village School District	38.00%		X			1	628						
045450	Lithton Ex-VIII SD	39.09%		X			2	926						
045567	Newton Falls	37.88%		X			2	461						
045864	Grand Valley Local	36.57%		X			3	1109						
046201	Total Local School District	36.71%		X			3	858						
046474	Rickwood Local SD	33.91%		X			3	1339						
046487	River View	31.08%		X			6	2413						
046524	Wyandot Local Schools	37.20%		X			2	1307						
046821	Vermilion Local SD	32.72%		X			2	1516						
046904	Walnut Township	30.29%		X			2	682						
046936	Carroll Winchester	30.63%		X			4	4077						
046953	Hamilton Local Schools	31.86%		X			4	3052						
047411	Cory-Bassett Local SD	33.79%		X			1	515						
047506	Ridgmont Local SD	31.06%		X			1	592						
047522	Hooper Schiles Valley	31.21%		X			1	480						
047613	Bright Local SD	31.37%		X			2	730						
047696	West Holmes	31.38%		X			7	2160						
047787	Backus Local Schools	31.53%		X			1	1630						

