




													
State Agency Template Community Eligibility Provision (CEP) Annual Notification of Local Educational Agencies (LEA)													
State agency: Ohio Department of Education													
Instructions: • In columns 1-3 , enter the LEA ID, LEA name, and district-wide identified student percentage (ISP) for every LEA with at least one eligible school. • An "X" will appear in the appropriate column 4 or 5 to indicate that the LEA is eligible or near eligible to participate in CEP. Only one column should be marked between columns 4-5. • Follow the instructions in row 7 to complete columns 6-11 . • An "A" will appear in column 12 if all the schools in the LEA in column 2 are participating in CEP (the # of schools entered in columns 8 and 10 should match). • An "S" will appear in column 13 if one or some schools in the LEA in column 2 are participating in CEP (the # of schools entered in column 10 is less than the # of schools entered in column 8). • Provide additional comments or clarifications in column 14 . • Submit completed template to cepnofication@fns.usda.gov by May 1 to publish the list of LEAs receiving CEP eligibility notices on your website. This information will be linked to FNS' CEP web site. LEAs receiving notices for district-wide eligibility must be reported in the columns below.													
			COLUMNS 4 & 5 AUTOMATICALLY POPULATE (Only One Column Should Be Marked per LEA)					INFORMATION FOR ENTIRE LEA ONLY		INFORMATION FOR PARTICIPATING CEP SCHOOLS ONLY		FOR LEAS PARTICIPATING IN CEP IN AT LEAST ONE SCHOOL (Columns 12 & 13 Automatically Populate - Only One Column Should Be Marked per LEA)	
1	2	3	4	5	6	7	8	9	10	11	12	13	14
LEA ID	LEA name	District-wide Identified Student Percentage (ISP)	Eligible to Participate District-wide	Near Eligible to Participate District-wide	Currently Participating in CEP	Participating and Eligible for a Grace Year	Total Number of Schools in Participating, Eligible, and Near-Eligible LEAs	Total Student Enrollment in Participating and Eligible LEAs	Total Number of CEP Schools in the LEA	Total Student Enrollment at CEP Schools	Currently Participating in CEP District-wide	Currently Participating in CEP in One or Some Schools (Not District-wide)	Comments
Enter the LEA ID, as reported on the FNS-742, for each LEA with at least one school eligible to participate in CEP. Entering duplicate LEA IDs will result in an error and the duplicate cells will be highlighted in red until corrected. Yellow cells will clear once data is entered.	Enter the name of each LEA, as reported on the FNS-742, with at least one CEP-eligible school. Yellow cells will clear once data is entered.	Enter the district-wide ISP as of April 1 of the current year. ISP = # of identified students divided by total enrollment. Enter the ISP as a percentage rounded to two decimals. Ex: 62.50% If using the FNS-742 to complete this column, note that data reported in Section 3 of the FNS-742 (Students approved as free eligible not subject to verification) does not include the corresponding data for students in CEP schools or non-base-year Special Provision schools. For a more accurate count of the # of identified students at the LEA-level, States are encouraged to combine the total # of students reported in Section 3 of the FNS-742 for that LEA plus the LEA-level data submitted for inclusion in Data Element #3 of the State-level FNS-834 (The # of SNAP children in CEP schools and non-base-year Special Provision schools). DO NOT INCLUDE THE 1.6 MULTIPLIER An ISP greater than 100.00% will result in an error and the cell will be highlighted red until corrected. Yellow cells will clear once data is entered.	An "X" will appear in this column if the LEA in column 2 is eligible to participate in CEP. (ISP in column 3 is >=40%).	An "X" will appear in this column if the LEA in column 2 is nearly eligible to participate in CEP. (ISP in column 3 is >=30% and <40%).	Place an "X" in this column if the LEA in column 2 is currently participating in CEP in at least one school. Note: The "X" is not case sensitive. Using any other letter or icon will result in an error and the cells will be highlighted red until corrected.	Place an "X" in this column if the LEA in column 2 is currently in its 4th year of CEP participation and is eligible for a Grace Year. (ISP >=30% and <40%) Note: The "X" is not case sensitive. Using any other letter or icon will result in an error and the cells will be highlighted red until corrected.	If the LEA in column 2 is currently participating in CEP or eligible/near eligible to participate (there is an "X" in column 4, 5 or 6) enter the total # of schools in the LEA. A yellow cell in this column indicates missing data. Enter the total # of CEP schools to clear the cell color.	If the LEA in column 2 is currently participating in CEP or eligible to participate (there is an "X" in column 4 or 6), enter the total # of students enrolled at the LEA (denominator of ISP). A yellow cell in this column indicates missing enrollment data. Enter the total # of CEP schools to clear the cell color.	If the LEA in column 2 is currently participating in CEP, enter the total # of CEP schools. For any participating LEA, if the # of CEP schools entered in this column is greater than the total # of schools entered in column 8, this will result in an error in columns 12 and 13 until corrected. A yellow cell in this column indicates missing data. Enter the total # of CEP schools to clear the cell color.	If the LEA in column 2 is currently participating in CEP (there is an "X" in column 6), enter the total # of students enrolled at all CEP schools. This is the sum of the total # of students enrolled in all CEP schools entered in column 10. A yellow cell in this column indicates missing enrollment data. Enter the total # enrollment in all CEP schools to clear the cell color.	An "A" will appear in this column if ALL schools in the LEA in column 2 are participating in CEP. If the LEA in column 2 is participating in CEP district-wide, then the # of schools entered in column 8 should match the # of CEP schools entered in column 10.	An "S" will appear in this column if ONE or SOME, but not all, schools in the LEA in column 2 are participating in CEP. If the LEA in column 2 is participating in CEP in one or some schools, then the # of schools entered in column 8 should be more than the # of CEP schools entered in column 10.	
000139	Alliance Academy	68.01%	X		X		1	572	1	572	A		
000296	Summit Academy Columbus	57.50%	X		X		1	40	1	40	A		
000297	Summit Academy Dayton	50.34%	X		X		1	145	1	145	A		
000298	Summit Academy Secondary - Akron	43.55%	X		X		1	62	1	62	A		
000300	Summit Academy Secondary - Canton	41.46%	X		X		1	82	1	82	A		
000301	Summit Academy - Toledo	64.06%	X		X		1	64	1	64	A		
000302	Summit Academy Secondary School-Parma	44.62%	X		X		1	186	1	186	A		
000303	Summit Academy High School Youngstown	65.54%	X		X		1	148	1	148	A		
000305	Summit Academy Community School-Warren	74.07%	X		X		1	108	1	108	A		
000306	Summit Academy Cincinnati	59.34%	X		X		1	91	1	91	A		
000319	Constellation Schools Madison Community	65.16%	X		X		1	244	1	244	A		
000320	Constellation Schools: Lorain Community Middle School	54.62%	X		X		1	130	1	130	A		
000338	Horizon SCI Academy	58.46%	X		X		1	532	1	532	A		
000442	Manchester Local SD	40.45%	X		X		2	858	2	858	A		
000510	Springfield Preparatory and Fitness Academy	71.22%	X		X		1	139	1	139	A		
000511	Northland Preparatory and Fitness Academy	64.36%	X		X		1	303	1	303	A		
000527	Cleveland Academy for Scholarship Technology and Leadership	69.89%	X		X		3	226	3	226	A		
000534	Constellation Schools: Puritas Community Middle	41.22%	X		X		1	131	1	131	A		
000543	Pinnacle Academy	57.89%	X		X		1	710	1	710	A		
000546	Winterfield Venture Academy	60.74%	X		X		1	517	1	517	A		
000556	A+ Arts Academy	51.98%	X		X		3	663	3	663	A		
000557	Columbus Arts & Technology Academy	46.79%	X		X		1	545	1	545	A		


														
State Agency Template Community Eligibility Provision (CEP) Annual Notification of Local Educational Agencies (LEA)														
State agency: Ohio Department of Education														
Instructions: • In columns 1-3 , enter the LEA ID, LEA name, and district-wide identified student percentage (ISP) for every LEA with at least one eligible school. • An "X" will appear in the appropriate column 4 or 5 to indicate that the LEA is eligible or near eligible to participate in CEP. Only one column should be marked between columns 4-5. • Follow the instructions in row 7 to complete columns 6-11 . • An "A" will appear in column 12 if all the schools in the LEA in column 2 are participating in CEP (the # of schools entered in columns 8 and 10 should match). • An "S" will appear in column 13 if one or some schools in the LEA in column 2 are participating in CEP (the # of schools entered in column 10 is less than the # of schools entered in column 8). • Provide additional comments or clarifications in column 14 . • Submit completed template to cepnofication@fns.usda.gov by May 1 to publish the list of LEAs receiving CEP eligibility notices on your website. This information will be linked to FNS' CEP web site. LEAs receiving notices for district-wide eligibility must be reported in the columns below.														
			COLUMNS 4 & 5 AUTOMATICALLY POPULATE (Only One Column Should Be Marked per LEA)					INFORMATION FOR ENTIRE LEA ONLY		INFORMATION FOR PARTICIPATING CEP SCHOOLS ONLY		FOR LEAS PARTICIPATING IN CEP IN AT LEAST ONE SCHOOL (Columns 12 & 13 Automatically Populate - Only One Column Should Be Marked per LEA)		
1	2	3	4	5	6	7	8	9	10	11	12	13	14	
LEA ID	LEA name	District-wide Identified Student Percentage (ISP)	Eligible to Participate District-wide	Near Eligible to Participate District-wide	Currently Participating in CEP	Participating and Eligible for a Grace Year	Total Number of Schools in Participating, Eligible, and Near-Eligible LEAs	Total Student Enrollment in Participating and Eligible LEAs	Total Number of CEP Schools in the LEA	Total Student Enrollment at CEP Schools	Currently Participating in CEP District-wide	Currently Participating in CEP in One or Some Schools (Not District-wide)	Comments	
Enter the LEA ID, as reported on the FNS-742, for each LEA with at least one school eligible to participate in CEP. Entering duplicate LEA IDs will result in an error and the duplicate cells will be highlighted in red until corrected. Yellow cells will clear once data is entered.	Enter the name of each LEA, as reported on the FNS-742, with at least one CEP-eligible school. Yellow cells will clear once data is entered.	Enter the district-wide ISP as of April 1 of the current year. ISP = # of identified students divided by total enrollment. Enter the ISP as a percentage rounded to two decimals. Ex: 62.50% If using the FNS-742 to complete this column, note that data reported in Section 3 of the FNS-742 (Students approved as free eligible not subject to verification) does not include the corresponding data for students in CEP schools or non-base-year Special Provision schools. For a more accurate count of the # of identified students at the LEA-level, States are encouraged to combine the total # of students reported in Section 3 of the FNS-742 for that LEA plus the LEA-level data submitted for inclusion in Data Element #3 of the State-level FNS-834 (The # of SNAP children in CEP schools and non-base-year Special Provision schools). DO NOT INCLUDE THE 1.6 MULTIPLIER An ISP greater than 100.00% will result in an error and the cell will be highlighted red until corrected. Yellow cells will clear once data is entered.	An "X" will appear in this column if the LEA in column 2 is eligible to participate in CEP. (ISP in column 3 is >=40%).	An "X" will appear in this column if the LEA in column 2 is nearly eligible to participate in CEP. (ISP in column 3 is >=30% and <40%).	Place an "X" in this column if the LEA in column 2 is currently participating in CEP in at least one school. Note: The "X" is not case sensitive. Using any other letter or icon will result in an error and the cells will be highlighted red until corrected.	Place an "X" in this column if the LEA in column 2 is currently in its 4th year of CEP participation and is eligible for a Grace Year. (ISP >=30% and <40%) Note: The "X" is not case sensitive. Using any other letter or icon will result in an error and the cells will be highlighted red until corrected.	If the LEA in column 2 is currently participating in CEP or eligible/near eligible to participate (there is an "X" in column 4, 5 or 6) enter the total # of schools in the LEA. A yellow cell in this column indicates missing data. Enter the total # of CEP schools to clear the cell color.	If the LEA in column 2 is currently participating in CEP or eligible to participate (there is an "X" in column 4 or 6), enter the total # of students enrolled at the LEA (denominator of ISP). A yellow cell in this column indicates missing enrollment data. Enter the total # of CEP schools to clear the cell color.	If the LEA in column 2 is currently participating in CEP, enter the total # of CEP schools. For any participating LEA, if the # of CEP schools entered in this column is greater than the total # of schools entered in column 8, this will result in an error in columns 12 and 13 until corrected. A yellow cell in this column indicates missing data. Enter the total # of CEP schools to clear the cell color.	If the LEA in column 2 is currently participating in CEP (there is an "X" in column 6), enter the # of students enrolled at all CEP schools. This is the sum of the total # of students enrolled in all CEP schools entered in column 10. A yellow cell in this column indicates missing enrollment data. Enter the total # enrollment in all CEP schools to clear the cell color.	An "A" will appear in this column if ALL schools in the LEA in column 2 are participating in CEP. If the LEA in column 2 is participating in CEP district-wide, then the # of schools entered in column 8 should match the # of CEP schools entered in column 10.	An "S" will appear in this column if ONE or SOME, but not all, schools in the LEA in column 2 are participating in CEP. If the LEA in column 2 is participating in CEP in one or some schools, then the # of schools entered in column 8 should be more than the # of CEP schools entered in column 10.		
000559	Orion Academy	69.64%	X		X		1	471	1	471	A			
000560	Apex Academy	73.73%	X		X		1	472	1	472	A			
000575	Hope Academy Northwest Campus	73.73%	X		X		1	217	1	217	A			
000577	Emerson Academy	64.87%	X		X		1	612	1	612	A			
000609	Summit Academy School - Lorain	73.33%	X		X		1	90	1	90	A			
000610	Summit Academy Middle School Columbus	43.48%	X		X		1	46	1	46	A			
000613	Heir Force Community School	49.94%	X		X		2	235	2	235	A			
000614	Summit Academy Transition High School-Columbus	41.38%	X		X		1	58	1	58	A			
000616	Summit Academy Middle School - Warren	56.32%	X		X		1	87	1	87	A			
000621	Summit Academy Transition High School -Dayton	44.93%	X		X		1	138	1	138	A			
000623	Summit Academy Middle School - Youngstown	83.05%	X		X		1	177	1	177	A			
000629	Summit Academy Community	56.72%	X		X		1	67	1	67	A			
000634	Summit Academy Secondary School - Middletown	40.52%	X		X		1	116	1	116	A			
000725	Zenith Academy	67.38%	X		X		1	610	1	610	A			
000736	WINGS Academy 1	99.08%	X		X		1	218	1	218	A			
000779	Educational Academy for Boys & Girls	41.13%	X		X		1	124	1	124	A			
000780	Midnimo Cross Cultural Community School	62.39%	X		X		1	117	1	117	A			
000804	Horizon Science Academy-Cincinnati	64.81%	X		X		1	324	1	324	A			
000808	Horizon Science Academy-Dayton	60.76%	X		X		1	158	1	158	A			
000813	Gem City Career Prep High School	50.00%	X		X		1	112	1	112	A			
000825	Horizon Science Academy - Springfield	63.66%	X		X		1	355	1	355	A			
000838	Horizon Science Academy-Denison Middle School	62.59%	X		X		1	286	1	286	A			
000843	Bennett Venture Academy	51.81%	X		X		1	664	1	664	A			
000855	Stambaugh Charter Academy	86.70%	X		X		1	421	1	421	A			
000858	Horizon Science Academy-Cleveland Middle School	61.08%	X		X		1	316	1	316	A			
000875	Westside Academy	74.18%	X		X		1	213	1	213	A			
000905	Interactive Media & Construction	79.54%	X		X		1	44	1	44	A			
000938	East Bridge Academy of Excellence	69.44%	X		X		2	144	2	144	A			
000941	Par Excellence Academy	44.79%	X		X		1	317	1	317	A			
000951	Toledo Preparatory and Fitness Academy	54.97%	X		X		1	191	1	191	A			


													
State Agency Template Community Eligibility Provision (CEP) Annual Notification of Local Educational Agencies (LEA)													
State agency: Ohio Department of Education													
Instructions: • In columns 1-3 , enter the LEA ID, LEA name, and district-wide identified student percentage (ISP) for every LEA with at least one eligible school. • An "X" will appear in the appropriate column 4 or 5 to indicate that the LEA is eligible or near eligible to participate in CEP. Only one column should be marked between columns 4-5. • Follow the instructions in row 7 to complete columns 6-11 . • An "A" will appear in column 12 if all the schools in the LEA in column 2 are participating in CEP (the # of schools entered in columns 8 and 10 should match). • An "S" will appear in column 13 if one or some schools in the LEA in column 2 are participating in CEP (the # of schools entered in column 10 is less than the # of schools entered in column 8). • Provide additional comments or clarifications in column 14 . • Submit completed template to cepnofication@fns.usda.gov by May 1 to publish the list of LEAs receiving CEP eligibility notices on your website. This information will be linked to FNS' CEP web site. LEAs receiving notices for district-wide eligibility must be reported in the columns below.													
			COLUMNS 4 & 5 AUTOMATICALLY POPULATE (Only One Column Should Be Marked per LEA)				INFORMATION FOR ENTIRE LEA ONLY		INFORMATION FOR PARTICIPATING CEP SCHOOLS ONLY		FOR LEAS PARTICIPATING IN CEP IN AT LEAST ONE SCHOOL (Columns 12 & 13 Automatically Populate - Only One Column Should Be Marked per LEA)		
1	2	3	4	5	6	7	8	9	10	11	12	13	14
LEA ID	LEA name	District-wide Identified Student Percentage (ISP)	Eligible to Participate District-wide	Near Eligible to Participate District-wide	Currently Participating in CEP	Participating and Eligible for a Grace Year	Total Number of Schools in Participating, Eligible, and Near-Eligible LEAs	Total Student Enrollment in Participating and Eligible LEAs	Total Number of CEP Schools in the LEA	Total Student Enrollment at CEP Schools	Currently Participating in CEP District-wide	Currently Participating in CEP in One or Some Schools (Not District-wide)	Comments
Enter the LEA ID, as reported on the FNS-742, for each LEA with at least one school eligible to participate in CEP. Entering duplicate LEA IDs will result in an error and the duplicate cells will be highlighted in red until corrected. Yellow cells will clear once data is entered.	Enter the name of each LEA, as reported on the FNS-742, with at least one CEP-eligible school. Yellow cells will clear once data is entered.	Enter the district-wide ISP as of April 1 of the current year. ISP = # of identified students divided by total enrollment. Enter the ISP as a percentage rounded to two decimals. Ex: 62.50% If using the FNS-742 to complete this column, note that data reported in Section 3 of the FNS-742 (Students approved as free eligible not subject to verification) does not include the corresponding data for students in CEP schools or non-base-year Special Provision schools. For a more accurate count of the # of identified students at the LEA-level, States are encouraged to combine the total # of students reported in Section 3 of the FNS-742 for that LEA plus the LEA-level data submitted for inclusion in Data Element #3 of the State-level FNS-834 (The # of SNAP children in CEP schools and non-base-year Special Provision schools). DO NOT INCLUDE THE 1.6 MULTIPLIER An ISP greater than 100.00% will result in an error and the cell will be highlighted red until corrected. Yellow cells will clear once data is entered.	An "X" will appear in this column if the LEA in column 2 is eligible to participate in CEP. (ISP in column 3 is >=40%).	An "X" will appear in this column if the LEA in column 2 is nearly eligible to participate in CEP. (ISP in column 3 is >=30% and <40%).	Place an "X" in this column if the LEA in column 2 is currently participating in CEP in at least one school. Note: The "X" is not case sensitive. Using any other letter or icon will result in an error and the cells will be highlighted red until corrected.	Place an "X" in this column if the LEA in column 2 is currently in its 4th year of CEP participation and is eligible for a Grace Year. (ISP >=30% and <40%) Note: The "X" is not case sensitive. Using any other letter or icon will result in an error and the cells will be highlighted red until corrected.	If the LEA in column 2 is currently participating in CEP or eligible/near eligible to participate (there is an "X" in column 4, 5 or 6) enter the total # of schools in the LEA. A yellow cell in this column indicates missing data. Enter the total # of CEP schools to clear the cell color.	If the LEA in column 2 is currently participating in CEP or eligible to participate (there is an "X" in column 4 or 6), enter the total # of students enrolled at the LEA (denominator of ISP). A yellow cell in this column indicates missing enrollment data. Enter the total # of CEP schools to clear the cell color.	If the LEA in column 2 is currently participating in CEP, enter the total # of CEP schools. For any participating LEA, if the # of CEP schools entered in this column is greater than the total # of schools entered in column 8, this will result in an error in columns 12 and 13 until corrected. A yellow cell in this column indicates missing data. Enter the total # of CEP schools to clear the cell color.	If the LEA in column 2 is currently participating in CEP (there is an "X" in column 6), enter the # of students enrolled at all CEP schools. This is the sum of the total # of students enrolled in all CEP schools entered in column 10. A yellow cell in this column indicates missing enrollment data. Enter the total # enrollment in all CEP schools to clear the cell color.	An "A" will appear in this column if ALL schools in the LEA in column 2 are participating in CEP. If the LEA in column 2 is participating in CEP district-wide, then the # of schools entered in column 8 should match the # of CEP schools entered in column 10.	An "S" will appear in this column if ONE or SOME, but not all, schools in the LEA in column 2 are participating in CEP. If the LEA in column 2 is participating in CEP in one or some schools, then the # of schools entered in column 8 should be more than the # of CEP schools entered in column 10.	
000952	Columbus Preparatory and Fitness Academy	54.24%	X		X		1	330	1	330	A		
000953	Mt. Healthy Preparatory and Fitness Academy	59.09%	X		X		1	286	1	286	A		
007984	Youngstown Academy of Excellence	82.44%	X		X		1	131	1	131	A		
007995	Cleveland Arts and Social Sciences Academy	68.34%	X		X		1	259	1	259	A		
008000	Lorain Preparatory Academy	62.36%	X		X		1	518	1	518	A		
008063	Cascade Career Prep High School	55.45%	X		X		1	101	1	101	A		
008064	Monroe Preparatory Academy	69.83%	X		X		1	116	1	116	A		
008281	South Scioto Academy	65.68%	X		X		1	169	1	169	A		
008286	Harvard Ave Community School	74.28%	X		X		1	346	1	346	A		
008287	Groveport Community School	65.43%	X		X		1	752	1	752	A		
009122	Columbus Collegiate Academy	50.42%	X		X		1	240	1	240	A		
009148	Zanesville Community School	60.84%	X		X		1	143	1	143	A		
009149	Westside Community School of the Arts	54.00%	X		X		1	350	1	350	A		
009164	Central Academy of Ohio	57.50%	X		X		1	120	1	120	A		
009181	Clay Avenue Community School	71.98%	X		X		2	402	2	402	A		
009192	Foundation Academy	63.28%	X		X		1	384	1	384	A		
009953	Sullivant Avenue Community School	48.07%	X		X		1	362	1	362	A		
009954	Harrisburg Pike Community School	82.43%	X		X		1	239	1	239	A		
009955	Madison Avenue School of Arts	82.97%	X		X		1	552	1	552	A		
009957	Klepinger Community School	70.09%	X		X		1	565	1	565	A		
009997	KIPP Journey Academy	47.18%	X		X		1	1170	1	1170	A		
010036	Cesar Chavez College Preparatory School	72.96%	X		X		1	318	1	318	A		
010205	L. Hollingworth School for Talented and Gifted	57.19%	X		X		1	334	1	334	A		
011291	Village Preparatory School	57.14%	X		X		1	714	1	714	A		
011390	Bella Academy of Excellence	57.41%	X		X		1	270	1	270	A		
011439	Renaissance Academy	82.47%	X		X		1	154	1	154	A		
011468	Columbus Bilingual Academy-North	62.73%	X		X		1	381	1	381	A		
011507	Achieve Career Preparatory Academy	65.94%	X		X		1	138	1	138	A		
011533	Horizon Science Academy Lorain	60.90%	X		X		1	642	1	642	A		
011923	Northeast Ohio College Preparatory School	62.07%	X		X		2	477	2	477	A		


													
State Agency Template Community Eligibility Provision (CEP) Annual Notification of Local Educational Agencies (LEA)													
State agency: Ohio Department of Education													
Instructions: • In columns 1-3 , enter the LEA ID, LEA name, and district-wide identified student percentage (ISP) for every LEA with at least one eligible school. • An "X" will appear in the appropriate column 4 or 5 to indicate that the LEA is eligible or near eligible to participate in CEP. Only one column should be marked between columns 4-5. • Follow the instructions in row 7 to complete columns 6-11 . • An "A" will appear in column 12 if all the schools in the LEA in column 2 are participating in CEP (the # of schools entered in columns 8 and 10 should match). • An "S" will appear in column 13 if one or some schools in the LEA in column 2 are participating in CEP (the # of schools entered in column 10 is less than the # of schools entered in column 8). • Provide additional comments or clarifications in column 14 . • Submit completed template to cepnofication@fns.usda.gov by May 1 to publish the list of LEAs receiving CEP eligibility notices on your website. This information will be linked to FNS' CEP web site. LEAs receiving notices for district-wide eligibility must be reported in the columns below.													
			COLUMNS 4 & 5 AUTOMATICALLY POPULATE (Only One Column Should Be Marked per LEA)					INFORMATION FOR ENTIRE LEA ONLY		INFORMATION FOR PARTICIPATING CEP SCHOOLS ONLY		FOR LEAS PARTICIPATING IN CEP IN AT LEAST ONE SCHOOL (Columns 12 & 13 Automatically Populate - Only One Column Should Be Marked per LEA)	
1	2	3	4	5	6	7	8	9	10	11	12	13	14
LEA ID	LEA name	District-wide Identified Student Percentage (ISP)	Eligible to Participate District-wide	Near Eligible to Participate District-wide	Currently Participating in CEP	Participating and Eligible for a Grace Year	Total Number of Schools in Participating, Eligible, and Near-Eligible LEAs	Total Student Enrollment in Participating and Eligible LEAs	Total Number of CEP Schools in the LEA	Total Student Enrollment at CEP Schools	Currently Participating in CEP District-wide	Currently Participating in CEP in One or Some Schools (Not District-wide)	Comments
Enter the LEA ID, as reported on the FNS-742, for each LEA with at least one school eligible to participate in CEP. Entering duplicate LEA IDs will result in an error and the duplicate cells will be highlighted in red until corrected. Yellow cells will clear once data is entered.	Enter the name of each LEA, as reported on the FNS-742, with at least one CEP-eligible school. Yellow cells will clear once data is entered.	Enter the district-wide ISP as of April 1 of the current year. ISP = # of identified students divided by total enrollment. Enter the ISP as a percentage rounded to two decimals. Ex: 62.50% If using the FNS-742 to complete this column, note that data reported in Section 3 of the FNS-742 (Students approved as free eligible not subject to verification) does not include the corresponding data for students in CEP schools or non-base-year Special Provision schools. For a more accurate count of the # of identified students at the LEA-level, States are encouraged to combine the total # of students reported in Section 3 of the FNS-742 for that LEA plus the LEA-level data submitted for inclusion in Data Element #3 of the State-level FNS-834 (The # of SNAP children in CEP schools and non-base-year Special Provision schools). DO NOT INCLUDE THE 1.6 MULTIPLIER An ISP greater than 100.00% will result in an error and the cell will be highlighted red until corrected. Yellow cells will clear once data is entered.	An "X" will appear in this column if the LEA in column 2 is eligible to participate in CEP. (ISP in column 3 is >=40%).	An "X" will appear in this column if the LEA in column 2 is nearly eligible to participate in CEP. (ISP in column 3 is >=30% and <40%).	Place an "X" in this column if the LEA in column 2 is currently participating in CEP in at least one school. Note: The "X" is not case sensitive. Using any other letter or icon will result in an error and the cells will be highlighted red until corrected.	Place an "X" in this column if the LEA in column 2 is currently in its 4th year of CEP participation and is eligible for a Grace Year. (ISP >=30% and <40%) Note: The "X" is not case sensitive. Using any other letter or icon will result in an error and the cells will be highlighted red until corrected.	If the LEA in column 2 is currently participating in CEP or eligible/near eligible to participate (there is an "X" in column 4, 5 or 6) enter the total # of schools in the LEA. A yellow cell in this column indicates missing data. Enter the total # of CEP schools to clear the cell color.	If the LEA in column 2 is currently participating in CEP or eligible to participate (there is an "X" in column 4 or 6), enter the total # of students enrolled at the LEA (denominator of ISP). A yellow cell in this column indicates missing enrollment data. Enter the total # of CEP schools to clear the cell color.	If the LEA in column 2 is currently participating in CEP, enter the total # of CEP schools. For any participating LEA, if the # of CEP schools entered in this column is greater than the total # of schools entered in column 8, this will result in an error in columns 12 and 13 until corrected. A yellow cell in this column indicates missing data. Enter the total # of CEP schools to clear the cell color.	If the LEA in column 2 is currently participating in CEP (there is an "X" in column 6), enter the # of students enrolled at all CEP schools. This is the sum of the total # of students enrolled in all CEP schools entered in column 10. A yellow cell in this column indicates missing enrollment data. Enter the total # enrollment in all CEP schools to clear the cell color.	An "A" will appear in this column if ALL schools in the LEA in column 2 are participating in CEP. If the LEA in column 2 is participating in CEP district-wide, then the # of schools entered in column 8 should match the # of CEP schools entered in column 10.	An "S" will appear in this column if ONE or SOME, but not all, schools in the LEA in column 2 are participating in CEP. If the LEA in column 2 is participating in CEP in one or some schools, then the # of schools entered in column 8 should be more than the # of CEP schools entered in column 10.	
011947	Imagine Akron Academy	100.00%	x		X		1	48	1	48	A		
011976	Horizon Science Academy Dayton Downtown	64.19%	x		X		1	215	1	215	A		
011986	Horizon Science Academy Youngstown	68.77%	x		X		1	397	1	397	A		
012009	Zenith Academy East	64.60%	x		X		1	291	1	291	A		
012010	Cleveland College Preparatory Academy	74.91%	x		X		1	275	1	275	A		
012011	Columbus Performance Academy	70.81%	x		X		1	185	1	185	A		
012025	Constellation Schools: Stockyard Community Middle	59.09%	x		X		1	66	1	66	A		
012029	Citizens' Leadership Academy	47.77%	x		X		1	247	1	247	A		
012030	Near West Intergenerational School	34.39%		x	X		1	253	1	253	A		
012060	Akros Middle School	54.17%	x		X		1	120	1	120	A		
012105	Southside Academy	92.57%	x		X		1	148	1	148	A		
012528	The Academy for Urban Scholars	71.83%	x		X		1	284	1	284	A		
012529	Focus North High School	54.76%	x		X		3	673	3	673	A		
012541	University of Cleveland Preparatory School	75.00%	x		X		1	324	1	324	A		
012627	STEAM Academy of Akron	87.50%	x		X		1	160	1	160	A		
012644	STEAM Academy of Warren	82.04%	x		X		2	167	1	167		S	
012671	Constellation Schools: Eastside Arts Academy	77.94%	x		X		1	136	1	136	A		
012684	Broadway Academy	75.00%	x		X		1	156	1	156	A		
012852	Citizens Academy East	57.75%	x		X		1	400	1	400	A		
012951	Columbus Collegiate Academy West	57.27%	x		X		1	227	1	227	A		
013034	Village Preparatory School: Woodland Hills Campus	57.10%	x		X		1	690	1	690	A		
013132	Lake Erie College Preparatory School	74.90%	x		X		1	247	1	247	A		
013147	STEAM Academy of Warrensville Heights	52.08%	x		X		1	192	1	192	A		
013148	Stepstone Academy	90.65%	x		X		1	107	1	107	A		
013170	Hope Academy for Autism	40.08%	x		X		2	54	2	54	A		
013173	Imagine Hill Avenue	61.90%	x		X		1	126	1	126	A		
013175	SunBridge Schools	68.02%	x		X		2	304	2	304	A		
013195	Academy of Educational Excellence	65.93%	x		X		1	135	1	135	A		
013199	Cleveland Preparatory Academy	61.61%	x		X		1	112	1	112	A		
013232	A+ Children's Academy	86.79%	x		X		1	106	1	106	A		


														
State Agency Template Community Eligibility Provision (CEP) Annual Notification of Local Educational Agencies (LEA)														
State agency: Ohio Department of Education														
Instructions: • In columns 1-3 , enter the LEA ID, LEA name, and district-wide identified student percentage (ISP) for every LEA with at least one eligible school. • An "X" will appear in the appropriate column 4 or 5 to indicate that the LEA is eligible or near eligible to participate in CEP. Only one column should be marked between columns 4-5. • Follow the instructions in row 7 to complete columns 6-11 . • An "A" will appear in column 12 if all the schools in the LEA in column 2 are participating in CEP (the # of schools entered in columns 8 and 10 should match). • An "S" will appear in column 13 if one or some schools in the LEA in column 2 are participating in CEP (the # of schools entered in column 10 is less than the # of schools entered in column 8). • Provide additional comments or clarifications in column 14 . • Submit completed template to cepnofication@fns.usda.gov by May 1 to publish the list of LEAs receiving CEP eligibility notices on your website. This information will be linked to FNS' CEP web site. LEAs receiving notices for district-wide eligibility must be reported in the columns below.														
			COLUMNS 4 & 5 AUTOMATICALLY POPULATE (Only One Column Should Be Marked per LEA)					INFORMATION FOR ENTIRE LEA ONLY		INFORMATION FOR PARTICIPATING CEP SCHOOLS ONLY		FOR LEAS PARTICIPATING IN CEP IN AT LEAST ONE SCHOOL (Columns 12 & 13 Automatically Populate - Only One Column Should Be Marked per LEA)		
1	2	3	4	5	6	7	8	9	10	11	12	13	14	
LEA ID	LEA name	District-wide Identified Student Percentage (ISP)	Eligible to Participate District-wide	Near Eligible to Participate District-wide	Currently Participating in CEP	Participating and Eligible for a Grace Year	Total Number of Schools in Participating, Eligible, and Near-Eligible LEAs	Total Student Enrollment in Participating and Eligible LEAs	Total Number of CEP Schools in the LEA	Total Student Enrollment at CEP Schools	Currently Participating in CEP District-wide	Currently Participating in CEP in One or Some Schools (Not District-wide)	Comments	
Enter the LEA ID, as reported on the FNS-742, for each LEA with at least one school eligible to participate in CEP. Entering duplicate LEA IDs will result in an error and the duplicate cells will be highlighted in red until corrected. Yellow cells will clear once data is entered.	Enter the name of each LEA, as reported on the FNS-742, with at least one CEP-eligible school. Yellow cells will clear once data is entered.	Enter the district-wide ISP as of April 1 of the current year. ISP = # of identified students divided by total enrollment. Enter the ISP as a percentage rounded to two decimals. Ex: 62.50% If using the FNS-742 to complete this column, note that data reported in Section 3 of the FNS-742 (Students approved as free eligible not subject to verification) does not include the corresponding data for students in CEP schools or non-base-year Special Provision schools. For a more accurate count of the # of identified students at the LEA-level, States are encouraged to combine the total # of students reported in Section 3 of the FNS-742 for that LEA plus the LEA-level data submitted for inclusion in Data Element #3 of the State-level FNS-834 (The # of SNAP children in CEP schools and non-base-year Special Provision schools). DO NOT INCLUDE THE 1.6 MULTIPLIER An ISP greater than 100.00% will result in an error and the cell will be highlighted red until corrected. Yellow cells will clear once data is entered.	An "X" will appear in this column if the LEA in column 2 is eligible to participate in CEP. (ISP in column 3 is >=40%).	An "X" will appear in this column if the LEA in column 2 is nearly eligible to participate in CEP. (ISP in column 3 is >=30% and <40%).	Place an "X" in this column if the LEA in column 2 is currently participating in CEP in at least one school. Note: The "X" is not case sensitive. Using any other letter or icon will result in an error and the cells will be highlighted red until corrected.	Place an "X" in this column if the LEA in column 2 is currently in its 4th year of CEP participation and is eligible for a Grace Year. (ISP >=30% and <40%) Note: The "X" is not case sensitive. Using any other letter or icon will result in an error and the cells will be highlighted red until corrected.	If the LEA in column 2 is currently participating in CEP or eligible/near eligible to participate (there is an "X" in column 4, 5 or 6), enter the total # of schools in the LEA. A yellow cell in this column indicates missing data. Enter the total # of CEP schools to clear the cell color.	If the LEA in column 2 is currently participating in CEP or eligible to participate (there is an "X" in column 4 or 6), enter the total # of students enrolled at the LEA (denominator of ISP). A yellow cell in this column indicates missing enrollment data. Enter the total # of CEP schools to clear the cell color.	If the LEA in column 2 is currently participating in CEP, enter the total # of CEP schools. For any participating LEA, if the # of CEP schools entered in this column is greater than the total # of schools entered in column 8, this will result in an error in columns 12 and 13 until corrected. A yellow cell in this column indicates missing data. Enter the total # of CEP schools to clear the cell color.	If the LEA in column 2 is currently participating in CEP (there is an "X" in column 6), enter the total # of students enrolled at all CEP schools. This is the sum of the total # of students enrolled in all CEP schools entered in column 10.	An "A" will appear in this column if ALL schools in the LEA in column 2 are participating in CEP. If the LEA in column 2 is participating in CEP district-wide, then the # of schools entered in column 8 should match the # of CEP schools entered in column 10.	An "S" will appear in this column if ONE or SOME, but not all, schools in the LEA in column 2 are participating in CEP. If the LEA in column 2 is participating in CEP in one or some schools, then the # of schools entered in column 8 should be more than the # of CEP schools entered in column 10.		
013249	Academy for Urban Scholars Youngstown	70.97%	X		X		1	155	1	155	A			
013253	Ohio Collegiate Academy	64.94%	X		X		1	271	1	271	A			
013254	Akron Preparatory School	67.20%	X		X		1	186	1	186	A			
013255	Canton College Preparatory School	72.68%	X		X		1	183	1	183	A			
013835	Tooba Academy	65.63%	X		X		1	96	1	96	A			
013864	Cincinnati Technology Academy	68.66%	X		X		1	217	1	217	A			
013892	Franklinton Preparatory Academy	41.57%	X		X		1	166	1	166	A			
014061	Chapelside Cleveland Academy	64.07%	X		X		1	295	1	295	A			
014063	University Academy	76.55%	X		X		1	226	1	226	A			
014064	Winton Preparatory Academy	63.29%	X		X		1	365	1	365	A			
014065	Lincoln Park Academy	69.83%	X		X		2	435	2	435	A			
014066	Main Street Preparatory Academy	56.19%	X		X		1	105	1	105	A			
014067	Ohio Construction Academy	52.27%	X		X		1	44	1	44	A			
014090	Eastland Preparatory Academy	47.24%	X		X		1	254	1	254	A			
014121	Imagine Leadership Academy	86.14%	X		X		1	166	1	166	A			
014139	Imagine Columbus Primary School	64.96%	X		X		1	234	1	234	A			
014147	East Preparatory Academy	70.43%	X		X		1	186	1	186	A			
014149	Dayton SMART Elementary School	62.04%	X		X		1	108	1	108	A			
014187	East Academy	61.95%	X		X		1	297	1	297	A			
014188	Discovery Academy	58.33%	X		X		1	300	1	300	A			
014189	West Park Academy	60.09%	X		X		1	223	1	223	A			
014467	United Preparatory Academy	54.27%	X		X		1	293	1	293	A			
014904	T2 Honors Academy	41.88%	X		X		1	117	1	117	A			
014913	Lakeshore Intergenerational School	43.69%	X		X		1	222	1	222	A			
014927	UDS Steel Academy	56.00%	X		X		1	100	1	100	A			
015234	Zenith Academy West	65.70%	X		X		1	207	1	207	A			
015237	Flex High School	48.81%	X		X		1	252	1	252	A			
015239	Stonebrook Montessori	47.87%	X		X		1	188	1	188	A			
015261	Citizens Academy Southeast	41.79%	X		X		1	414	1	414	A			
015709	Beacon Academy	82.14%	X		X		1	168	1	168	A			
015710	Bridge Gate Community School	78.91%	X		X		2	246	2	246	A			
015712	Euclid Preparatory School	52.05%	X		X		1	244	1	244	A			
015713	Wright Preparatory Academy	77.27%	X		X		1	132	1	132	A			
015714	Urban Early College Network	44.32%	X		X		1	88	1	88	A			
015722	Village Preparatory School Willard	61.17%	X		X		1	309	1	309	A			
016811	Inspire Elementary	51.22%	X		X		1	41	1	41	A			


													
State Agency Template Community Eligibility Provision (CEP) Annual Notification of Local Educational Agencies (LEA)													
State agency: Ohio Department of Education													
Instructions: • In columns 1-3 , enter the LEA ID, LEA name, and district-wide identified student percentage (ISP) for every LEA with at least one eligible school. • An "X" will appear in the appropriate column 4 or 5 to indicate that the LEA is eligible or near eligible to participate in CEP. Only one column should be marked between columns 4-5. • Follow the instructions in row 7 to complete columns 6-11 . • An "A" will appear in column 12 if all the schools in the LEA in column 2 are participating in CEP (the # of schools entered in columns 8 and 10 should match). • An "S" will appear in column 13 if one or some schools in the LEA in column 2 are participating in CEP (the # of schools entered in column 10 is less than the # of schools entered in column 8). • Provide additional comments or clarifications in column 14 . • Submit completed template to cepnofication@fns.usda.gov by May 1 to publish the list of LEAs receiving CEP eligibility notices on your website. This information will be linked to FNS' CEP web site. LEAs receiving notices for district-wide eligibility must be reported in the columns below.													
				COLUMNS 4 & 5 AUTOMATICALLY POPULATE (Only One Column Should Be Marked per LEA)			INFORMATION FOR ENTIRE LEA ONLY		INFORMATION FOR PARTICIPATING CEP SCHOOLS ONLY		FOR LEAS PARTICIPATING IN CEP IN AT LEAST ONE SCHOOL (Columns 12 & 13 Automatically Populate - Only One Column Should Be Marked per LEA)		
1	2	3	4	5	6	7	8	9	10	11	12	13	14
LEA ID	LEA name	District-wide Identified Student Percentage (ISP)	Eligible to Participate District-wide	Near Eligible to Participate District-wide	Currently Participating in CEP	Participating and Eligible for a Grace Year	Total Number of Schools in Participating, Eligible, and Near-Eligible LEAs	Total Student Enrollment in Participating and Eligible LEAs	Total Number of CEP Schools in the LEA	Total Student Enrollment at CEP Schools	Currently Participating in CEP District-wide	Currently Participating in CEP in One or Some Schools (Not District-wide)	Comments
Enter the LEA ID, as reported on the FNS-742, for each LEA with at least one school eligible to participate in CEP. Entering duplicate LEA IDs will result in an error and the duplicate cells will be highlighted in red until corrected. Yellow cells will clear once data is entered.	Enter the name of each LEA, as reported on the FNS-742, with at least one CEP-eligible school. Yellow cells will clear once data is entered.	Enter the district-wide ISP as of April 1 of the current year. ISP = # of identified students divided by total enrollment. Enter the ISP as a percentage rounded to two decimals. Ex: 62.50% If using the FNS-742 to complete this column, note that data reported in Section 3 of the FNS-742 (Students approved as free eligible not subject to verification) does not include the corresponding data for students in CEP schools or non-base-year Special Provision schools. For a more accurate count of the # of identified students at the LEA-level, States are encouraged to combine the total # of students reported in Section 3 of the FNS-742 for that LEA plus the LEA-level data submitted for inclusion in Data Element #3 of the State-level FNS-834 (The # of SNAP children in CEP schools and non-base-year Special Provision schools). DO NOT INCLUDE THE 1.6 MULTIPLIER An ISP greater than 100.00% will result in an error and the cell will be highlighted red until corrected. Yellow cells will clear once data is entered.	An "X" will appear in this column if the LEA in column 2 is eligible to participate in CEP. (ISP in column 3 is >=40%).	An "X" will appear in this column if the LEA in column 2 is nearly eligible to participate in CEP. (ISP in column 3 is >=30% and <40%).	Place an "X" in this column if the LEA in column 2 is currently participating in CEP in at least one school. Note: The "X" is not case sensitive. Using any other letter or icon will result in an error and the cells will be highlighted red until corrected.	Place an "X" in this column if the LEA in column 2 is currently in its 4th year of CEP participation and is eligible for a Grace Year. (ISP >=30% and <40%). Note: The "X" is not case sensitive. Using any other letter or icon will result in an error and the cells will be highlighted red until corrected.	If the LEA in column 2 is currently participating in CEP or eligible/near eligible to participate (there is an "X" in column 4, 5 or 6) enter the total # of schools in the LEA. A yellow cell in this column indicates missing data. Enter the total # of CEP schools to clear the cell color.	If the LEA in column 2 is currently participating in CEP or eligible to participate (there is an "X" in column 4 or 6), enter the total # of students enrolled at the LEA (denominator of ISP). A yellow cell in this column indicates missing enrollment data. Enter the total # of CEP schools to clear the cell color.	If the LEA in column 2 is currently participating in CEP (there is an "X" in column 6), enter the total # of CEP schools. For any participating LEA, if the # of CEP schools entered in this column is greater than the total # of schools entered in column 8, this will result in an error in columns 12 and 13 until corrected. A yellow cell in this column indicates missing data. Enter the total # of CEP schools to clear the cell color.	If the LEA in column 2 is currently participating in CEP (there is an "X" in column 6), enter the # of students enrolled at all CEP schools. This is the sum of the total # of students enrolled in all CEP schools entered in column 10. A yellow cell in this column indicates missing enrollment data. Enter the total # enrollment in all CEP schools to clear the cell color.	An "A" will appear in this column if ALL schools in the LEA in column 2 are participating in CEP. If the LEA in column 2 is participating in CEP district-wide, then the # of schools entered in column 8 should match the # of CEP schools entered in column 10.	An "S" will appear in this column if ONE or SOME, but not all, schools in the LEA in column 2 are participating in CEP. If the LEA in column 2 is participating in CEP in one or some schools, then the # of schools entered in column 8 should be more than the # of CEP schools entered in column 10.	
016837	Orchard Park Academy	69.81%	X		X		1	53	1	53	A		
016843	Citizens Leadership Academy East	55.03%	X		X		1	149	1	149	A		
016850	Southwest Ohio Preparatory School	64.75%	X		X		1	295	1	295	A		
016858	United Preparatory Academy East	71.43%	X		X		1	98	1	98	A		


													
State Agency Template Community Eligibility Provision (CEP) Annual Notification of Local Educational Agencies (LEA)													
State agency: Ohio Department of Education													
Instructions: • In columns 1-3 , enter the LEA ID, LEA name, and district-wide identified student percentage (ISP) for every LEA with at least one eligible school. • An "X" will appear in the appropriate column 4 or 5 to indicate that the LEA is eligible or near eligible to participate in CEP. Only one column should be marked between columns 4-5. • Follow the instructions in row 7 to complete columns 6-11 . • An "A" will appear in column 12 if all the schools in the LEA in column 2 are participating in CEP (the # of schools entered in columns 8 and 10 should match). • An "S" will appear in column 13 if one or some schools in the LEA in column 2 are participating in CEP (the # of schools entered in column 10 is less than the # of schools entered in column 8). • Provide additional comments or clarifications in column 14 . • Submit completed template to cepnofication@fns.usda.gov by May 1 to publish the list of LEAs receiving CEP eligibility notices on your website. This information will be linked to FNS' CEP web site. LEAs receiving notices for district-wide eligibility must be reported in the columns below.													
			COLUMNS 4 & 5 AUTOMATICALLY POPULATE (Only One Column Should Be Marked per LEA)				INFORMATION FOR ENTIRE LEA ONLY		INFORMATION FOR PARTICIPATING CEP SCHOOLS ONLY		FOR LEAS PARTICIPATING IN CEP IN AT LEAST ONE SCHOOL (Columns 12 & 13 Automatically Populate - Only One Column Should Be Marked per LEA)		
1	2	3	4	5	6	7	8	9	10	11	12	13	14
LEA ID	LEA name	District-wide Identified Student Percentage (ISP)	Eligible to Participate District-wide	Near Eligible to Participate District-wide	Currently Participating in CEP	Participating and Eligible for a Grace Year	Total Number of Schools in Participating, Eligible, and Near-Eligible LEAs	Total Student Enrollment in Participating and Eligible LEAs	Total Number of CEP Schools in the LEA	Total Student Enrollment at CEP Schools	Currently Participating in CEP District-wide	Currently Participating in CEP in One or Some Schools (Not District-wide)	Comments
Enter the LEA ID, as reported on the FNS-742, for each LEA with at least one school eligible to participate in CEP. Entering duplicate LEA IDs will result in an error and the duplicate cells will be highlighted in red until corrected. Yellow cells will clear once data is entered.	Enter the name of each LEA, as reported on the FNS-742, with at least one CEP-eligible school. Yellow cells will clear once data is entered.	Enter the district-wide ISP as of April 1 of the current year. ISP = # of identified students divided by total enrollment. Enter the ISP as a percentage rounded to two decimals. Ex: 62.50% If using the FNS-742 to complete this column, note that data reported in Section 3 of the FNS-742 (Students approved as free eligible not subject to verification) does not include the corresponding data for students in CEP schools or non-base-year Special Provision schools. For a more accurate count of the # of identified students at the LEA-level, States are encouraged to combine the total # of students reported in Section 3 of the FNS-742 for that LEA plus the LEA-level data submitted for inclusion in Data Element #3 of the State-level FNS-834 (The # of SNAP children in CEP schools and non-base-year Special Provision schools). DO NOT INCLUDE THE 1.6 MULTIPLIER An ISP greater than 100.00% will result in an error and the cell will be highlighted red until corrected. Yellow cells will clear once data is entered.	An "X" will appear in this column if the LEA in column 2 is eligible to participate in CEP. (ISP in column 3 is >=40%).	An "X" will appear in this column if the LEA in column 2 is nearly eligible to participate in CEP. (ISP in column 3 is >=30% and <40%).	Place an "X" in this column if the LEA in column 2 is currently participating in CEP in at least one school. Note: The "X" is not case sensitive. Using any other letter or icon will result in an error and the cells will be highlighted red until corrected.	Place an "X" in this column if the LEA in column 2 is currently in its 4th year of CEP participation and is eligible for a Grace Year. (ISP >=30% and <40%) Note: The "X" is not case sensitive. Using any other letter or icon will result in an error and the cells will be highlighted red until corrected.	If the LEA in column 2 is currently participating in CEP or eligible/near eligible to participate (there is an "X" in column 4, 5 or 6) enter the total # of schools in the LEA. A yellow cell in this column indicates missing data. Enter the total # of CEP schools to clear the cell color.	If the LEA in column 2 is currently participating in CEP or eligible to participate (there is an "X" in column 4 or 6), enter the total # of students enrolled at the LEA (denominator of ISP). A yellow cell in this column indicates missing enrollment data. Enter the total # of CEP schools to clear the cell color.	If the LEA in column 2 is currently participating in CEP, enter the total # of CEP schools. For any participating LEA, if the # of CEP schools entered in this column is greater than the total # of schools entered in column 8, this will result in an error in columns 12 and 13 until corrected. A yellow cell in this column indicates missing data. Enter the total # of CEP schools to clear the cell color.	If the LEA in column 2 is currently participating in CEP (there is an "X" in column 6), enter the # of students enrolled at all CEP schools. This is the sum of the total # of students enrolled in all CEP schools entered in column 10. A yellow cell in this column indicates missing enrollment data. Enter the total # enrollment in all CEP schools to clear the cell color.	An "A" will appear in this column if ALL schools in the LEA in column 2 are participating in CEP. If the LEA in column 2 is participating in CEP district-wide, then the # of schools entered in column 8 should match the # of CEP schools entered in column 10.	An "S" will appear in this column if ONE or SOME, but not all, schools in the LEA in column 2 are participating in CEP. If the LEA in column 2 is participating in CEP in one or some schools, then the # of schools entered in column 8 should be more than the # of CEP schools entered in column 10.	
017212	Academy of Junior Scholars	44.44%	X		X		1	27	1	27	A		
017259	Montgomery Preparatory Academy	53.33%	X		X		1	195	1	195	A		
017270	Lorain Bilingual Preparatory Academy	72.45%	X		X		1	98	1	98	A		
017274	Mount Auburn Preparatory Academy	56.29%	X		X		1	286	1	286	A		
043489	Akron City Schools	58.45%	X		X		44	21279	44	21279	A		
043497	Alliance City SD	57.14%	X		X		6	3051	6	3051	A		
043513	Ashtabula Area City Schools	58.52%	X		X		8	3316	8	3316	A		
043638	Bowling Green	33.92%		X	X		5	3067	1	572		S	
043695	Cambridge City SD	51.76%	X		X		4	1950	2	1018		S	
043703	Campbell City SD	61.89%	X		X		3	1133	2	1095		S	
043711	Canton City SD	62.70%	X		X		21	8290	21	8290	A		
043745	Chillicothe City SD	50.49%	X		X		6	2988	6	2988	A		
043752	Cincinnati Public Schools	66.29%	X		X		62	35691	52	27534		S	
043760	Circleville City SD	45.60%	X		X		2	2186	2	2186	A		
043778	Claymont City SD	35.62%		X	X		6	1874	6	1874	A		
043786	Cleveland City School District	80.76%	X		X		90	36828	90	36828	A		
043794	Cleveland Heights-University Heights	47.87%	X		X		10	5131	10	5131	A		
043802	Columbus Public Schools	63.32%	X		X		110	50326	110	50326	A		
043828	Coshocton City SD	57.70%	X		X		4	1674	3	1659		S	
043844	Dayton City SD	66.71%	X		X		26	12531	26	12531	A		
043901	East Cleveland	65.53%	X		X		7	2233	7	2233	A		
043919	East Liverpool	56.66%	X		X		5	2138	5	2138	A		
043950	Euclid City SD	56.74%	X		X		6	4990	6	4990	A		
043968	Fairborn City Schools	39.17%		X	X		5	4243	3	2971		S	
044016	Fremont City SD	40.98%	X		X		9	3717	7	1830		S	
044040	Garfield Heights	56.16%	X		X		5	3646	4	2407		S	
044149	Ironton City SD	43.88%	X		X		3	1325	3	1325	A		
044222	Lima City SD	65.15%	X		X		9	3749	9	3749	A		
044248	Logan-Hocking Local SD	42.78%	X		X		7	3926	7	3926	A		
044263	Lorain City SD	55.95%	X		X		15	6475	15	6475	A		


													
State Agency Template Community Eligibility Provision (CEP) Annual Notification of Local Educational Agencies (LEA)													
State agency: Ohio Department of Education													
Instructions: • In columns 1-3 , enter the LEA ID, LEA name, and district-wide identified student percentage (ISP) for every LEA with at least one eligible school. • An "X" will appear in the appropriate column 4 or 5 to indicate that the LEA is eligible or near eligible to participate in CEP. Only one column should be marked between columns 4-5. • Follow the instructions in row 7 to complete columns 6-11 . • An "A" will appear in column 12 if all the schools in the LEA in column 2 are participating in CEP (the # of schools entered in columns 8 and 10 should match). • An "S" will appear in column 13 if one or some schools in the LEA in column 2 are participating in CEP (the # of schools entered in column 10 is less than the # of schools entered in column 8). • Provide additional comments or clarifications in column 14 . • Submit completed template to cepnofication@fns.usda.gov by May 1 to publish the list of LEAs receiving CEP eligibility notices on your website. This information will be linked to FNS' CEP web site. LEAs receiving notices for district-wide eligibility must be reported in the columns below.													
			COLUMNS 4 & 5 AUTOMATICALLY POPULATE (Only One Column Should Be Marked per LEA)					INFORMATION FOR ENTIRE LEA ONLY		INFORMATION FOR PARTICIPATING CEP SCHOOLS ONLY		FOR LEAS PARTICIPATING IN CEP IN AT LEAST ONE SCHOOL (Columns 12 & 13 Automatically Populate - Only One Column Should Be Marked per LEA)	
1	2	3	4	5	6	7	8	9	10	11	12	13	14
LEA ID	LEA name	District-wide Identified Student Percentage (ISP)	Eligible to Participate District-wide	Near Eligible to Participate District-wide	Currently Participating in CEP	Participating and Eligible for a Grace Year	Total Number of Schools in Participating, Eligible, and Near-Eligible LEAs	Total Student Enrollment in Participating and Eligible LEAs	Total Number of CEP Schools in the LEA	Total Student Enrollment at CEP Schools	Currently Participating in CEP District-wide	Currently Participating in CEP in One or Some Schools (Not District-wide)	Comments
Enter the LEA ID, as reported on the FNS-742, for each LEA with at least one school eligible to participate in CEP. Entering duplicate LEA IDs will result in an error and the duplicate cells will be highlighted in red until corrected. Yellow cells will clear once data is entered.	Enter the name of each LEA, as reported on the FNS-742, with at least one CEP-eligible school. Yellow cells will clear once data is entered.	Enter the district-wide ISP as of April 1 of the current year. ISP = # of identified students divided by total enrollment. Enter the ISP as a percentage rounded to two decimals. Ex: 62.50% If using the FNS-742 to complete this column, note that data reported in Section 3 of the FNS-742 (Students approved as free eligible not subject to verification) does not include the corresponding data for students in CEP schools or non-base-year Special Provision schools. For a more accurate count of the # of identified students at the LEA-level, States are encouraged to combine the total # of students reported in Section 3 of the FNS-742 for that LEA plus the LEA-level data submitted for inclusion in Data Element #3 of the State-level FNS-834 (The # of SNAP children in CEP schools and non-base-year Special Provision schools). DO NOT INCLUDE THE 1.6 MULTIPLIER An ISP greater than 100.00% will result in an error and the cell will be highlighted red until corrected. Yellow cells will clear once data is entered.	An "X" will appear in this column if the LEA in column 2 is eligible to participate in CEP. (ISP in column 3 is >=40%).	An "X" will appear in this column if the LEA in column 2 is nearly eligible to participate in CEP. (ISP in column 3 is >=30% and <40%).	Place an "X" in this column if the LEA in column 2 is currently participating in CEP in at least one school. Note: The "X" is not case sensitive. Using any other letter or icon will result in an error and the cells will be highlighted red until corrected.	Place an "X" in this column if the LEA in column 2 is currently in its 4th year of CEP participation and is eligible for a Grace Year. (ISP >=30% and <40%) Note: The "X" is not case sensitive. Using any other letter or icon will result in an error and the cells will be highlighted red until corrected.	If the LEA in column 2 is currently participating in CEP or eligible/near eligible to participate (there is an "X" in column 4, 5 or 6) enter the total # of schools in the LEA. A yellow cell in this column indicates missing data. Enter the total # of CEP schools to clear the cell color.	If the LEA in column 2 is currently participating in CEP or eligible to participate (there is an "X" in column 4 or 6), enter the total # of students enrolled at the LEA (denominator of ISP). A yellow cell in this column indicates missing enrollment data. Enter the total # of CEP schools to clear the cell color.	If the LEA in column 2 is currently participating in CEP, enter the total # of CEP schools. For any participating LEA, if the # of CEP schools entered in this column is greater than the total # of schools entered in column 8, this will result in an error in columns 12 and 13 until corrected. A yellow cell in this column indicates missing data. Enter the total # of CEP schools to clear the cell color.	If the LEA in column 2 is currently participating in CEP (there is an "X" in column 6), enter the # of students enrolled at all CEP schools. This is the sum of the total # of students enrolled in all CEP schools entered in column 10. A yellow cell in this column indicates missing enrollment data. Enter the total # enrollment in all CEP schools to clear the cell color.	An "A" will appear in this column if ALL schools in the LEA in column 2 are participating in CEP. If the LEA in column 2 is participating in CEP district-wide, then the # of schools entered in column 8 should match the # of CEP schools entered in column 10.	An "S" will appear in this column if ONE or SOME, but not all, schools in the LEA in column 2 are participating in CEP. If the LEA in column 2 is participating in CEP in one or some schools, then the # of schools entered in column 8 should be more than the # of CEP schools entered in column 10.	
044297	Mansfield City SD	58.34%	X		X		8	3367	8	3367	A		
044305	Maple Heights	65.04%	X		X		5	3641	5	3641	A		
044339	Marion City SD	57.99%	X		X		9	4449	9	4449	A		
044354	Massillon City SD	49.91%	X		X		6	3781	5	3781		S	
044404	Middletown City SD	58.79%	X		X		10	6238	10	6238	A		
044412	Mt Healthy	58.61%	X		X		4	3187	4	3187	A		
044420	Mount Vernon City Schools	57.86%	X		X		8	3708	2	699		S	
044446	Nelsonville-York City SD	39.79%		X	X		2	1175	2	1175	A		
044461	New Boston	71.23%	X		X		4	455	3	400		S	
044479	New Lexington	38.89%		X	X		4	1662	4	1662	A		
044495	Niles City SD	52.70%	X		X		4	2214	2	983		S	
044594	Oberlin City Schools	41.88%	X		X		4	1045	2	425		S	
044602	Oregon City SD	71.70%	X		X		7	3784	1	53		S	
044628	Painesville City	43.94%	X		X		7	2840	5	2809		S	
044669	Portsmouth City SD	64.81%	X		X		4	1831	3	1764		S	
044677	Princeton City SD	55.07%	X		X		10	6174	2	792		S	
044685	Ravenna City SD	52.47%	X		X		6	2146	6	2146	A		
044735	Salem City SD	48.73%	X		X		5	2123	2	807		S	
044743	Sandusky City SD	48.25%	X		X		7	3035	7	3035	A		
044818	Springfield City SD	65.27%	X		X		17	8268	16	7959		S	
044826	Stuebenville City SD	55.29%	X		X		6	2541	5	2397		S	
044859	Struthers City SD	55.76%	X		X		3	1839	1	694		S	
044909	Toledo Public Schools	64.20%	X		X		51	22311	43	16716		S	
044990	Warren City SD	87.85%	X		X		5	4849	5	4849	A		
045005	Warrensville Heights	58.92%	X		X		5	1750	5	1750	A		
045021	Wellston City Schools	51.97%	X		X		4	1417	4	1417	A		
045039	Wellsville Local SD	58.97%	X		X		3	768	3	768	A		
045070	Whitehall City SD	55.26%	X		X		6	3328	6	3328	A		
045153	Xenia Community	45.23%	X		X		8	4349	6	2855		S	
045161	Youngstown City SD	70.64%	X		X		14	5324	14	5324	A		


													
State Agency Template Community Eligibility Provision (CEP) Annual Notification of Local Educational Agencies (LEA)													
State agency: Ohio Department of Education													
Instructions: • In columns 1-3 , enter the LEA ID, LEA name, and district-wide identified student percentage (ISP) for every LEA with at least one eligible school. • An "X" will appear in the appropriate column 4 or 5 to indicate that the LEA is eligible or near eligible to participate in CEP. Only one column should be marked between columns 4-5. • Follow the instructions in row 7 to complete columns 6-11 . • An "A" will appear in column 12 if all the schools in the LEA in column 2 are participating in CEP (the # of schools entered in columns 8 and 10 should match). • An "S" will appear in column 13 if one or some schools in the LEA in column 2 are participating in CEP (the # of schools entered in column 10 is less than the # of schools entered in column 8). • Provide additional comments or clarifications in column 14 . • Submit completed template to cepnofication@fns.usda.gov by May 1 to publish the list of LEAs receiving CEP eligibility notices on your website. This information will be linked to FNS' CEP web site. LEAs receiving notices for district-wide eligibility must be reported in the columns below.													
			COLUMNS 4 & 5 AUTOMATICALLY POPULATE (Only One Column Should Be Marked per LEA)			INFORMATION FOR ENTIRE LEA ONLY			INFORMATION FOR PARTICIPATING CEP SCHOOLS ONLY		FOR LEAS PARTICIPATING IN CEP IN AT LEAST ONE SCHOOL (Columns 12 & 13 Automatically Populate - Only One Column Should Be Marked per LEA)		
1	2	3	4	5	6	7	8	9	10	11	12	13	14
LEA ID	LEA name	District-wide Identified Student Percentage (ISP)	Eligible to Participate District-wide	Near Eligible to Participate District-wide	Currently Participating in CEP	Participating and Eligible for a Grace Year	Total Number of Schools in Participating, Eligible, and Near-Eligible LEAs	Total Student Enrollment in Participating and Eligible LEAs	Total Number of CEP Schools in the LEA	Total Student Enrollment at CEP Schools	Currently Participating in CEP District-wide	Currently Participating in CEP in One or Some Schools (Not District-wide)	Comments
Enter the LEA ID, as reported on the FNS-742, for each LEA with at least one school eligible to participate in CEP. Entering duplicate LEA IDs will result in an error and the duplicate cells will be highlighted in red until corrected. Yellow cells will clear once data is entered.	Enter the name of each LEA, as reported on the FNS-742, with at least one CEP-eligible school. Yellow cells will clear once data is entered.	Enter the district-wide ISP as of April 1 of the current year. ISP = # of identified students divided by total enrollment. Enter the ISP as a percentage rounded to two decimals. Ex: 62.50% If using the FNS-742 to complete this column, note that data reported in Section 3 of the FNS-742 (Students approved as free eligible not subject to verification) does not include the corresponding data for students in CEP schools or non-base-year Special Provision schools. For a more accurate count of the # of identified students at the LEA-level, States are encouraged to combine the total # of students reported in Section 3 of the FNS-742 for that LEA plus the LEA-level data submitted for inclusion in Data Element #3 of the State-level FNS-834 (The # of SNAP children in CEP schools and non-base-year Special Provision schools). DO NOT INCLUDE THE 1.6 MULTIPLIER An ISP greater than 100.00% will result in an error and the cell will be highlighted red until corrected. Yellow cells will clear once data is entered.	An "X" will appear in this column if the LEA in column 2 is eligible to participate in CEP. (ISP in column 3 is >=40%).	An "X" will appear in this column if the LEA in column 2 is nearly eligible to participate in CEP. (ISP in column 3 is >=30% and <40%).	Place an "X" in this column if the LEA in column 2 is currently participating in CEP in at least one school. Note: The "X" is not case sensitive. Using any other letter or icon will result in an error and the cells will be highlighted red until corrected.	Place an "X" in this column if the LEA in column 2 is currently in its 4th year of CEP participation and is eligible for a Grace Year. (ISP >=30% and <40%) Note: The "X" is not case sensitive. Using any other letter or icon will result in an error and the cells will be highlighted red until corrected.	If the LEA in column 2 is currently participating in CEP or eligible/near eligible to participate (there is an "X" in column 4, 5 or 6) enter the total # of schools in the LEA. A yellow cell in this column indicates missing data. Enter the total # of CEP schools to clear the cell color.	If the LEA in column 2 is currently participating in CEP or eligible to participate (there is an "X" in column 4 or 6), enter the total # of students enrolled at the LEA (denominator of ISP). A yellow cell in this column indicates missing enrollment data. Enter the total # of CEP schools to clear the cell color.	If the LEA in column 2 is currently participating in CEP, enter the total # of CEP schools. For any participating LEA, if the # of CEP schools entered in this column is greater than the total # of schools entered in column 8, this will result in an error in columns 12 and 13 until corrected. A yellow cell in this column indicates missing data. Enter the total # of CEP schools to clear the cell color.	If the LEA in column 2 is currently participating in CEP (there is an "X" in column 6), enter the # of students enrolled at all CEP schools. This is the sum of the total # of students enrolled in all CEP schools entered in column 10. A yellow cell in this column indicates missing enrollment data. Enter the total # enrollment in all CEP schools to clear the cell color.	An "A" will appear in this column if ALL schools in the LEA in column 2 are participating in CEP. If the LEA in column 2 is participating in CEP district-wide, then the # of schools entered in column 8 should match the # of CEP schools entered in column 10.	An "S" will appear in this column if ONE or SOME, but not all, schools in the LEA in column 2 are participating in CEP. If the LEA in column 2 is participating in CEP in one or some schools, then the # of schools entered in column 8 should be more than the # of CEP schools entered in column 10.	
045179	Zanesville City SD	62.36%	X		X		5	3181	5	3181	A		
045344	Crestline Ex VIII SD	47.11%	X		X		1	622	1	622	A		
045351	Crooksville Ex VIII SD	40.39%	X		X		2	971	2	971	A		
045542	Newcomerstown Ex VIII SD	42.55%	X		X		4	953	1	141		S	
045666	Windham Ex VIII SD	56.79%	X		X		2	502	2	502	A		
045781	Perry Local SD	53.30%	X		X		2	807	2	807	A		
045914	Federal Hocking	45.74%	X		X		3	1047	3	1047	A		
045922	Trimble Local SD	45.37%	X		X		3	816	3	816	A		
046078	Ripley-Union-Lewis-Huntington Local SD	47.87%	X		X		3	825	1	305		S	
046136	New Miami	53.55%	X		X		2	739	2	739	A		
046441	Southern Local SD	46.93%	X		X		2	944	2	944	A		
046532	ESC of Northeast Ohio	57.15%	X		X		14	875	6	534		S	
047308	Rolling Hills	43.14%	X		X		5	1596	3	765		S	
047324	Hamilton County ESC	56.36%	X		X		1	55	1	55	A		
047365	Northwest Local School District	60.42%	X		X		10	8745	3	2741		S	
047381	Southwest Local SD	48.56%	X		X		6	4191	1	383		S	
047761	Oak Hill Union Local	42.10%	X		X		2	1269	1	601		S	
047803	Indian Creek Local	55.72%	X		X		5	2004	2	826		S	
047928	Dawson-Bryant Local SD	41.36%	X		X		2	1151	2	1151	A		
047944	Rock Hill	44.93%	X		X		3	1405	3	1405	A		
047951	South Point	46.71%	X		X		4	1464	4	1464	A		
047969	Symmes Valley	40.07%	X		X		2	724	2	724	A		
047977	Licking County ESC	50.00%	X		X		1	64	1	64	A		
048132	Clearview Local SD	41.91%	X		X		3	1668	3	1668	A		
048199	ESC of Lake Erie West	37.25%		X	X		1	51	1	51	A		
048280	Mahoning Educational Service Center	59.57%	X		X		1	47	1	47	A		
048355	Sebring Local SD	50.06%	X		X		2	503	2	503	A		
048520	Meigs Local SD	51.68%	X		X		3	1722	3	1722	A		
048538	Southern Local SD	43.36%	X		X		2	733	2	733	A		
048660	Montgomery County Educational	40.62%	X		X		2	302	2	302	A		


													
State Agency Template Community Eligibility Provision (CEP) Annual Notification of Local Educational Agencies (LEA)													
State agency: Ohio Department of Education													
Instructions: • In columns 1-3 , enter the LEA ID, LEA name, and district-wide identified student percentage (ISP) for every LEA with at least one eligible school. • An "X" will appear in the appropriate column 4 or 5 to indicate that the LEA is eligible or near eligible to participate in CEP. Only one column should be marked between columns 4-5. • Follow the instructions in row 7 to complete columns 6-11 . • An "A" will appear in column 12 if all the schools in the LEA in column 2 are participating in CEP (the # of schools entered in columns 8 and 10 should match). • An "S" will appear in column 13 if one or some schools in the LEA in column 2 are participating in CEP (the # of schools entered in column 10 is less than the # of schools entered in column 8). • Provide additional comments or clarifications in column 14 . • Submit completed template to cepnofication@fns.usda.gov by May 1 to publish the list of LEAs receiving CEP eligibility notices on your website. This information will be linked to FNS' CEP web site. LEAs receiving notices for district-wide eligibility must be reported in the columns below.													
			COLUMNS 4 & 5 AUTOMATICALLY POPULATE (Only One Column Should Be Marked per LEA)				INFORMATION FOR ENTIRE LEA ONLY		INFORMATION FOR PARTICIPATING CEP SCHOOLS ONLY		FOR LEAS PARTICIPATING IN CEP IN AT LEAST ONE SCHOOL (Columns 12 & 13 Automatically Populate - Only One Column Should Be Marked per LEA)		
1	2	3	4	5	6	7	8	9	10	11	12	13	14
LEA ID	LEA name	District-wide Identified Student Percentage (ISP)	Eligible to Participate District-wide	Near Eligible to Participate District-wide	Currently Participating in CEP	Participating and Eligible for a Grace Year	Total Number of Schools in Participating, Eligible, and Near-Eligible LEAs	Total Student Enrollment in Participating and Eligible LEAs	Total Number of CEP Schools in the LEA	Total Student Enrollment at CEP Schools	Currently Participating in CEP District-wide	Currently Participating in CEP in One or Some Schools (Not District-wide)	Comments
Enter the LEA ID, as reported on the FNS-742, for each LEA with at least one school eligible to participate in CEP. Entering duplicate LEA IDs will result in an error and the duplicate cells will be highlighted in red until corrected. Yellow cells will clear once data is entered.	Enter the name of each LEA, as reported on the FNS-742, with at least one CEP-eligible school. Yellow cells will clear once data is entered.	Enter the district-wide ISP as of April 1 of the current year. ISP = # of identified students divided by total enrollment. Enter the ISP as a percentage rounded to two decimals. Ex: 62.50% If using the FNS-742 to complete this column, note that data reported in Section 3 of the FNS-742 (Students approved as free eligible not subject to verification) does not include the corresponding data for students in CEP schools or non-base-year Special Provision schools. For a more accurate count of the # of identified students at the LEA-level, States are encouraged to combine the total # of students reported in Section 3 of the FNS-742 for that LEA plus the LEA-level data submitted for Inclusion in Data Element #3 of the State-level FNS-834 (The # of SNAP children in CEP schools and non-base-year Special Provision schools). DO NOT INCLUDE THE 1.6 MULTIPLIER An ISP greater than 100.00% will result in an error and the cell will be highlighted red until corrected. Yellow cells will clear once data is entered.	An "X" will appear in this column if the LEA in column 2 is eligible to participate in CEP. (ISP in column 3 is >=40%).	An "X" will appear in this column if the LEA in column 2 is nearly eligible to participate in CEP. (ISP in column 3 is >=30% and <40%).	Place an "X" in this column if the LEA in column 2 is currently participating in CEP in at least one school. Note: The "X" is not case sensitive. Using any other letter or icon will result in an error and the cells will be highlighted red until corrected.	Place an "X" in this column if the LEA in column 2 is currently in its 4th year of CEP participation and is eligible for a Grace Year. (ISP >=30% and <40%) Note: The "X" is not case sensitive. Using any other letter or icon will result in an error and the cells will be highlighted red until corrected.	If the LEA in column 2 is currently participating in CEP or eligible/near eligible to participate (there is an "X" in column 4, 5 or 6), enter the total # of schools in the LEA. A yellow cell in this column indicates missing data. Enter the total # of CEP schools to clear the cell color.	If the LEA in column 2 is currently participating in CEP or eligible to participate (there is an "X" in column 4 or 6), enter the total # of students enrolled at the LEA (denominator of ISP). A yellow cell in this column indicates missing enrollment data. Enter the total # of CEP schools to clear the cell color.	If the LEA in column 2 is currently participating in CEP (there is an "X" in column 6), enter the total # of CEP schools. For any participating LEA, if the # of CEP schools entered in this column is greater than the total # of schools entered in column 8, this will result in an error in columns 12 and 13 until corrected. A yellow cell in this column indicates missing data. Enter the total # of CEP schools to clear the cell color.	If the LEA in column 2 is currently participating in CEP (there is an "X" in column 6), enter the # of students enrolled at all CEP schools. This is the sum of the total # of students enrolled in all CEP schools entered in column 10. A yellow cell in this column indicates missing enrollment data. Enter the total # enrollment in all CEP schools to clear the cell color.	An "A" will appear in this column if ALL schools in the LEA in column 2 are participating in CEP. If the LEA in column 2 is participating in CEP district-wide, then the # of schools entered in column 8 should match the # of CEP schools entered in column 10.	An "S" will appear in this column if ONE or SOME, but not all, schools in the LEA in column 2 are participating in CEP. If the LEA in column 2 is participating in CEP in one or some schools, then the # of schools entered in column 8 should be more than the # of CEP schools entered in column 10.	
048686	Jefferson Township	50.51%	X		X		2	338	2	338	A		
048694	Trotwood-Madison City Schools	63.88%	X		X		5	2600	5	2600	A		
048702	Mad River	41.18%	X		X		9	4350	3	1156		S	
048736	Northridge Local SD	60.66%	X		X		4	1035	2	1035		S	
048777	Morgan Local SD	41.32%	X		X		5	1813	5	1813	A		
048850	Maysville Local SD	41.39%	X		X		3	2160	3	2160	A		
048926	Benton Carroll Salem	51.28%	X		X		4	1513	1	39		S	
049064	Southern Local SD	55.78%	X		X		1	658	1	658	A		
049122	Eastern Local SD	49.15%	X		X		1	883	1	883	A		
049130	Scioto Valley	43.94%	X		X		3	1055	2	1055		S	
049148	Waverly City SD	41.10%	X		X		4	1901	4	1901	A		
049155	Western Local SD	55.93%	X		X		2	753	2	753	A		
049502	Huntington Local SD	42.00%	X		X		1	1038	1	1038	A		
049510	Paint Valley	48.98%	X		X		1	882	1	882	A		
049635	Northwest Local SD	50.43%	X		X		3	1418	1	696		S	
049650	Washington-Nile Local SD	50.18%	X		X		3	1538	2	1084		S	
049833	Canton Local School District	42.92%	X		X		3	2042	2	1275		S	
049932	Plain Local School District	70.00%	X		X		11	6387	1	30		S	
050393	Vinton County Local	59.61%	X		X		5	2083	5	2083	A		
050435	Kings Local SD	52.39%	X		X		8	5559	1	544		S	
050666	Wood County Educational Service Center	50.26%	X		X		6	61	3	61		S	
051185	Lawrence County	40.11%	X		X		1	531	1	531	A		
051490	Scioto County Career Technical Center	51.33%	X		X		1	450	1	450	A		
051607	Tri-County Career Center	40.41%	X		X		1	443	1	443	A		
052522	Cleveland Catholic Diocese	59.06%	X		X		46	12263	13	3035		S	
054171	Mayfair Christian School	59.09%	X		X		1	88	1	88	A		
054361	Holy Family	40.37%	X		X		1	218	1	218	A		
054635	Resurrection Ele Sch	53.59%	X		X		1	181	1	181	A		
054692	St Albert The Great	44.29%	X		X		10	2312	2	426		S	
054726	St Aloysius Educational Center	59.85%	X		X		2	168	2	168	A		
054999	St Francis Desales	42.79%	X		X		1	208	1	208	A		
055012	St Francis Seraph	63.01%	X		X		1	173	1	173	A		
055228	St Lawrence	50.57%	X		X		1	348	1	348	A		
058693	CCMT Catholic School	60.71%	X		X		2	369	2	369	A		


													
State Agency Template Community Eligibility Provision (CEP) Annual Notification of Local Educational Agencies (LEA)													
State agency: Ohio Department of Education													
Instructions: • In columns 1-3 , enter the LEA ID, LEA name, and district-wide identified student percentage (ISP) for every LEA with at least one eligible school. • An "X" will appear in the appropriate column 4 or 5 to indicate that the LEA is eligible or near eligible to participate in CEP. Only one column should be marked between columns 4-5. • Follow the instructions in row 7 to complete columns 6-11 . • An "A" will appear in column 12 if all the schools in the LEA in column 2 are participating in CEP (the # of schools entered in columns 8 and 10 should match). • An "S" will appear in column 13 if one or some schools in the LEA in column 2 are participating in CEP (the # of schools entered in column 10 is less than the # of schools entered in column 8). • Provide additional comments or clarifications in column 14 . • Submit completed template to cepnofication@fns.usda.gov by May 1 to publish the list of LEAs receiving CEP eligibility notices on your website. This information will be linked to FNS' CEP web site. LEAs receiving notices for district-wide eligibility must be reported in the columns below.													
			COLUMNS 4 & 5 AUTOMATICALLY POPULATE (Only One Column Should Be Marked per LEA)					INFORMATION FOR ENTIRE LEA ONLY		INFORMATION FOR PARTICIPATING CEP SCHOOLS ONLY		FOR LEAS PARTICIPATING IN CEP IN AT LEAST ONE SCHOOL (Columns 12 & 13 Automatically Populate - Only One Column Should Be Marked per LEA)	
1	2	3	4	5	6	7	8	9	10	11	12	13	14
LEA ID	LEA name	District-wide Identified Student Percentage (ISP)	Eligible to Participate District-wide	Near Eligible to Participate District-wide	Currently Participating in CEP	Participating and Eligible for a Grace Year	Total Number of Schools in Participating, Eligible, and Near-Eligible LEAs	Total Student Enrollment in Participating and Eligible LEAs	Total Number of CEP Schools in the LEA	Total Student Enrollment at CEP Schools	Currently Participating in CEP District-wide	Currently Participating in CEP in One or Some Schools (Not District-wide)	Comments
Enter the LEA ID, as reported on the FNS-742, for each LEA with at least one school eligible to participate in CEP. Entering duplicate LEA IDs will result in an error and the duplicate cells will be highlighted in red until corrected. Yellow cells will clear once data is entered.	Enter the name of each LEA, as reported on the FNS-742, with at least one CEP-eligible school. Yellow cells will clear once data is entered.	Enter the district-wide ISP as of April 1 of the current year. ISP = # of identified students divided by total enrollment. Enter the ISP as a percentage rounded to two decimals. Ex: 62.50% If using the FNS-742 to complete this column, note that data reported in Section 3 of the FNS-742 (Students approved as free eligible not subject to verification) does not include the corresponding data for students in CEP schools or non-base-year Special Provision schools. For a more accurate count of the # of identified students at the LEA-level, States are encouraged to combine the total # of students reported in Section 3 of the FNS-742 for that LEA plus the LEA-level data submitted for inclusion in Data Element #3 of the State-level FNS-834 (The # of SNAP children in CEP schools and non-base-year Special Provision schools). DO NOT INCLUDE THE 1.6 MULTIPLIER An ISP greater than 100.00% will result in an error and the cell will be highlighted red until corrected. Yellow cells will clear once data is entered.	An "X" will appear in this column if the LEA in column 2 is eligible to participate in CEP. (ISP in column 3 is >=40%).	An "X" will appear in this column if the LEA in column 2 is nearly eligible to participate in CEP. (ISP in column 3 is >=30% and <40%).	Place an "X" in this column if the LEA in column 2 is currently participating in CEP in at least one school. Note: The "X" is not case sensitive. Using any other letter or icon will result in an error and the cells will be highlighted red until corrected.	Place an "X" in this column if the LEA in column 2 is currently in its 4th year of CEP participation and is eligible for a Grace Year. (ISP >=30% and <40%) Note: The "X" is not case sensitive. Using any other letter or icon will result in an error and the cells will be highlighted red until corrected.	If the LEA in column 2 is currently participating in CEP or eligible/near eligible to participate (there is an "X" in column 4, 5 or 6) enter the total # of schools in the LEA. A yellow cell in this column indicates missing data. Enter the total # of CEP schools to clear the cell color.	If the LEA in column 2 is currently participating in CEP or eligible to participate (there is an "X" in column 4 or 6), enter the total # of students enrolled at the LEA (denominator of ISP). A yellow cell in this column indicates missing enrollment data. Enter the total # of CEP schools to clear the cell color.	If the LEA in column 2 is currently participating in CEP, enter the total # of CEP schools. For any participating LEA, if the # of CEP schools entered in this column is greater than the total # of schools entered in column 8, this will result in an error in columns 12 and 13 until corrected. A yellow cell in this column indicates missing data. Enter the total # of CEP schools to clear the cell color.	If the LEA in column 2 is currently participating in CEP (there is an "X" in column 6), enter the total # of students enrolled at all CEP schools. This is the sum of the total # of students enrolled in all CEP schools entered in column 10. A yellow cell in this column indicates missing enrollment data. Enter the total # of CEP schools to clear the cell color.	An "A" will appear in this column if ALL schools in the LEA in column 2 are participating in CEP. If the LEA in column 2 is participating in CEP district-wide, then the # of schools entered in column 8 should match the # of CEP schools entered in column 10.	An "S" will appear in this column if ONE or SOME, but not all, schools in the LEA in column 2 are participating in CEP. If the LEA in column 2 is participating in CEP in one or some schools, then the # of schools entered in column 8 should be more than the # of CEP schools entered in column 10.	
059717	St. Peter	44.93%	X		X		1	138	1	138	A		
059733	Our Lady Of Peace	56.38%	X		X		1	188	1	188	A		
060004	St Nicholas	67.42%	X		X		1	178	1	178	A		
062067	Gallia-Jackson-Vinton Jt Voc SD	45.45%	X		X		1	440	1	440	A		
065003	Heritage Christian	47.27%	X		X		1	330	1	330	A		
065680	Gallia County	48.23%	X		X		8	2141	8	2141	A		
066068	Jefferson County Board of DD	46.58%	X		X		1	73	1	73	A		
066274	Washington Co Bd OfDD	41.90%	X		X		1	105	1	105	A		
066357	Muskingum County Board of DD	50.00%	X		X		1	78	1	78	A		
070656	Springfield Christian School	53.60%	X		X		1	125	1	125	A		
071472	Lawrence County Board of DD	46.03%	X		X		1	63	1	63	A		
083618	The Childrens Home-District	47.19%	X		X		1	178	1	178	A		
085662	Meigs County Board of DD	43.48%	X		X		1	46	1	46	A		
086678	Yeshiva Derech Hatorah	41.01%	X		X		3	604	3	604	A		
120865	Emmanuel Christian Academy	44.94%	X		X		1	247	1	247	A		
125260	Gloria S Friend Christian Acad	54.17%	X		X		1	48	1	48	A		
132746	Summit Acdy Comm Schl for Alternative Learners of Middletown	51.11%	X		X		1	90	1	90	A		
132761	Summit Academy-Xenia	40.31%	X		X		1	196	1	196	A		
132779	Summit Academy Middle School-Akron	52.38%	X		X		1	42	1	42	A		
132944	Miami Valley Academy	75.73%	X		X		1	103	1	103	A		
132951	Constellation Schools Lorain Community	55.87%	X		X		1	179	1	179	A		
133215	Intergenerational School, The	40.00%	X		X		1	245	1	245	A		
133264	Dohn Community High School	30.71%		X	X		1	1270	1	1270	A		
133280	Washington Park Community	74.19%	X		X		1	186	1	186	A		
133306	Summit Academy-Canton	56.69%	X		X		1	127	1	127	A		
133322	Summit Academy-Lorain	66.42%	X		X		1	134	1	134	A		
133348	Richard Allen Preparatory	46.80%	X		X		1	359	1	359	A		
133389	Lighthouse Community Sch Inc	52.00%	X		X		1	50	1	50	A		
133454	Dayton Leadership Academies-Dayton View Campus	73.33%	X		X		1	405	1	405	A		
133488	River Gate High School	56.29%	X		X		1	167	1	167	A		
133504	Phoenix Community Learning Ctr	55.78%	X		X		1	441	1	441	A		
133512	Cincinnati College Preparatory Academy	68.66%	X		X		1	970	1	970	A		
133520	Citizens Academy	52.10%	X		X		1	405	1	405	A		
133538	Edge Academy, The	65.56%	X		X		1	241	1	241	A		
133561	Millennium Community	64.63%	X		X		1	557	1	557	A		


													
State Agency Template Community Eligibility Provision (CEP) Annual Notification of Local Educational Agencies (LEA)													
State agency: Ohio Department of Education													
Instructions: • In columns 1-3 , enter the LEA ID, LEA name, and district-wide identified student percentage (ISP) for every LEA with at least one eligible school. • An "X" will appear in the appropriate column 4 or 5 to indicate that the LEA is eligible or near eligible to participate in CEP. Only one column should be marked between columns 4-5. • Follow the instructions in row 7 to complete columns 6-11 . • An "A" will appear in column 12 if all the schools in the LEA in column 2 are participating in CEP (the # of schools entered in columns 8 and 10 should match). • An "S" will appear in column 13 if one or some schools in the LEA in column 2 are participating in CEP (the # of schools entered in column 10 is less than the # of schools entered in column 8). • Provide additional comments or clarifications in column 14 . • Submit completed template to cepnofication@fns.usda.gov by May 1 to publish the list of LEAs receiving CEP eligibility notices on your website. This information will be linked to FNS' CEP web site. LEAs receiving notices for district-wide eligibility must be reported in the columns below.													
			COLUMNS 4 & 5 AUTOMATICALLY POPULATE (Only One Column Should Be Marked per LEA)				INFORMATION FOR ENTIRE LEA ONLY		INFORMATION FOR PARTICIPATING CEP SCHOOLS ONLY		FOR LEAS PARTICIPATING IN CEP IN AT LEAST ONE SCHOOL (Columns 12 & 13 Automatically Populate - Only One Column Should Be Marked per LEA)		
1	2	3	4	5	6	7	8	9	10	11	12	13	14
LEA ID	LEA name	District-wide Identified Student Percentage (ISP)	Eligible to Participate District-wide	Near Eligible to Participate District-wide	Currently Participating in CEP	Participating and Eligible for a Grace Year	Total Number of Schools in Participating, Eligible, and Near-Eligible LEAs	Total Student Enrollment in Participating and Eligible LEAs	Total Number of CEP Schools in the LEA	Total Student Enrollment at CEP Schools	Currently Participating in CEP District-wide	Currently Participating in CEP in One or Some Schools (Not District-wide)	Comments
Enter the LEA ID, as reported on the FNS-742, for each LEA with at least one school eligible to participate in CEP. Entering duplicate LEA IDs will result in an error and the duplicate cells will be highlighted in red until corrected. Yellow cells will clear once data is entered.	Enter the name of each LEA, as reported on the FNS-742, with at least one CEP-eligible school. Yellow cells will clear once data is entered.	Enter the district-wide ISP as of April 1 of the current year. ISP = # of identified students divided by total enrollment. Enter the ISP as a percentage rounded to two decimals. Ex: 62.50% If using the FNS-742 to complete this column, note that data reported in Section 3 of the FNS-742 (Students approved as free eligible not subject to verification) does not include the corresponding data for students in CEP schools or non-base-year Special Provision schools. For a more accurate count of the # of identified students at the LEA-level, States are encouraged to combine the total # of students reported in Section 3 of the FNS-742 for that LEA plus the LEA-level data submitted for inclusion in Data Element #3 of the State-level FNS-834 (The # of SNAP children in CEP schools and non-base-year Special Provision schools). DO NOT INCLUDE THE 1.6 MULTIPLIER An ISP greater than 100.00% will result in an error and the cell will be highlighted red until corrected. Yellow cells will clear once data is entered.	An "X" will appear in this column if the LEA in column 2 is eligible to participate in CEP. (ISP in column 3 is >=40%).	An "X" will appear in this column if the LEA in column 2 is nearly eligible to participate in CEP. (ISP in column 3 is >=30% and <40%).	Place an "X" in this column if the LEA in column 2 is currently participating in CEP in at least one school. Note: The "X" is not case sensitive. Using any other letter or icon will result in an error and the cells will be highlighted red until corrected.	Place an "X" in this column if the LEA in column 2 is currently in its 4th year of CEP participation and is eligible for a Grace Year. (ISP >=30% and <40%) Note: The "X" is not case sensitive. Using any other letter or icon will result in an error and the cells will be highlighted red until corrected.	If the LEA in column 2 is currently participating in CEP or eligible/near eligible to participate (there is an "X" in column 4, 5 or 6) enter the total # of schools in the LEA. A yellow cell in this column indicates missing data. Enter the total # of CEP schools to clear the cell color.	If the LEA in column 2 is currently participating in CEP or eligible to participate (there is an "X" in column 4 or 6), enter the total # of CEP schools enrolled at the LEA (denominator of ISP). A yellow cell in this column indicates missing enrollment data. Enter the total # of CEP schools to clear the cell color.	If the LEA in column 2 is currently participating in CEP (there is an "X" in column 6), enter the total # of CEP schools. For any participating LEA, if the # of CEP schools entered in this column is greater than the total # of schools entered in column 8, this will result in an error in columns 12 and 13 until corrected. A yellow cell in this column indicates missing data. Enter the total # of CEP schools to clear the cell color.	If the LEA in column 2 is currently participating in CEP (there is an "X" in column 6), enter the # of students enrolled at all CEP schools. This is the sum of the total # of students enrolled in all CEP schools entered in column 10.	An "A" will appear in this column if ALL schools in the LEA in column 2 are participating in CEP. If the LEA in column 2 is participating in CEP district-wide, then the # of schools entered in column 8 should match the # of CEP schools entered in column 10.	An "S" will appear in this column if ONE or SOME, but not all, schools in the LEA in column 2 are participating in CEP. If the LEA in column 2 is participating in CEP in one or some schools, then the # of schools entered in column 8 should be more than the # of CEP schools entered in column 10.	
133587	Summit Academy Community School for Alt Learners of Akron	64.29%	X		X		1	140	1	140	A		
133678	Riverside Academy	66.11%	X		X		1	180	1	180	A		
133736	Richard Allen Academy	54.96%	X		X		1	131	1	131	A		
133785	Queen City Career Prep High School	49.00%	X		X		1	100	1	100	A		
133835	Invictus High School	83.09%	X		X		3	443	3	443	A		
134072	Youngstown Community School	66.08%	X		X		1	339	1	339	A		
134213	Middlebury Academy	69.59%	X		X		1	217	1	217	A		
134247	City Day Community School	100.00%	X		X		1	159	1	159	A		
142901	Stark High School	59.46%	X		X		1	111	1	111	A		
142919	Black River Career Prep High School	78.32%	X		X		1	143	1	143	A		
142943	Focus Learning Academy of Northern Columbus	51.80%	X		X		1	500	1	500	A		
142968	Hope Northcoast Academy	65.85%	X		X		1	287	1	287	A		
143172	International Acad Of Columbus	52.80%	X		X		1	286	1	286	A		
143198	Great Western Academy	56.05%	X		X		1	769	1	769	A		
143206	Trotwood Fitness & Prep Acad	54.04%	X		X		1	322	1	322	A		
143214	Middletown Fitness & Prep Acad	48.46%	X		X		1	260	1	260	A		
143313	West Preparatory Academy	68.22%	X		X		1	129	1	129	A		
143479	Puritas Community School	50.25%	X		X		1	201	1	201	A		
143487	Constellation Schools Stockyard	69.03%	X		X		1	268	1	268	A		
143529	North Dayton School Of Science & Discovery	64.09%	X		X		1	607	1	607	A		
143644	Sciotoville	66.77%	X		X		2	359	2	359	A		
149302	Skyway Career Prep High School	60.83%	X		X		1	120	1	120	A		
149328	Foxfire Center For Student Success	70.98%	X		X		1	410	1	410	A		
151183	Lake Erie International HS	67.18%	X		X		1	262	1	262	A		
000138	Pathway School of Discovery	50.14%	X				1	730					
000311	Bridges Community Academy	71.74%	X				1	138					
000509	Whitehall Preparatory and Fitness Academy	51.81%	X				1	276					
000553	Columbus Humanities, Arts and Technology Academy	48.44%	X				1	545					
000576	King Academy Community School	73.68%	X				1	76					
000664	Capital City Career Prep High School	47.45%	X				1	137					
007999	The Charles School at Ohio Dominican University	81.62%	X				1	321					
008282	North Woods Career Prep High School	40.82%	X				1	98					


													
State Agency Template Community Eligibility Provision (CEP) Annual Notification of Local Educational Agencies (LEA)													
State agency: Ohio Department of Education													
Instructions: <ul style="list-style-type: none"> In columns 1-3, enter the LEA ID, LEA name, and district-wide identified student percentage (ISP) for every LEA with at least one eligible school. An "X" will appear in the appropriate column 4 or 5 to indicate that the LEA is eligible or near eligible to participate in CEP. Only one column should be marked between columns 4-5. Follow the instructions in row 7 to complete columns 6-11. An "A" will appear in column 12 if all the schools in the LEA in column 2 are participating in CEP (the # of schools entered in columns 8 and 10 should match). An "S" will appear in column 13 if one or some schools in the LEA in column 2 are participating in CEP (the # of schools entered in column 10 is less than the # of schools entered in column 8). Provide additional comments or clarifications in column 14. Submit completed template to cepnofication@fns.usda.gov by May 1 to publish the list of LEAs receiving CEP eligibility notices on your website. This information will be linked to FNS' CEP web site. LEAs receiving notices for district-wide eligibility must be reported in the columns below. 													
			COLUMNS 4 & 5 AUTOMATICALLY POPULATE (Only One Column Should Be Marked per LEA)					INFORMATION FOR ENTIRE LEA ONLY		INFORMATION FOR PARTICIPATING CEP SCHOOLS ONLY		FOR LEAS PARTICIPATING IN CEP IN AT LEAST ONE SCHOOL (Columns 12 & 13 Automatically Populate - Only One Column Should Be Marked per LEA)	
1	2	3	4	5	6	7	8	9	10	11	12	13	14
LEA ID	LEA name	District-wide Identified Student Percentage (ISP)	Eligible to Participate District-wide	Near Eligible to Participate District-wide	Currently Participating in CEP	Participating and Eligible for a Grace Year	Total Number of Schools in Participating, Eligible, and Near-Eligible LEAs	Total Student Enrollment in Participating and Eligible LEAs	Total Number of CEP Schools in the LEA	Total Student Enrollment at CEP Schools	Currently Participating in CEP District-wide	Currently Participating in CEP in One or Some Schools (Not District-wide)	Comments
Enter the LEA ID, as reported on the FNS-742, for each LEA with at least one school eligible to participate in CEP. Entering duplicate LEA IDs will result in an error and the duplicate cells will be highlighted in red until corrected. Yellow cells will clear once data is entered.	Enter the name of each LEA, as reported on the FNS-742, with at least one CEP-eligible school. Yellow cells will clear once data is entered.	Enter the district-wide ISP as of April 1 of the current year. ISP = # of identified students divided by total enrollment. Enter the ISP as a percentage rounded to two decimals. Ex: 62.50% If using the FNS-742 to complete this column, note that data reported in Section 3 of the FNS-742 (Students approved as free eligible not subject to verification) does not include the corresponding data for students in CEP schools or non-base-year Special Provision schools. For a more accurate count of the # of identified students at the LEA-level, States are encouraged to combine the total # of students reported in Section 3 of the FNS-742 for that LEA plus the LEA-level data submitted for inclusion in Data Element #3 of the State-level FNS-834 (The # of SNAP children in CEP schools and non-base-year Special Provision schools). DO NOT INCLUDE THE 1.6 MULTIPLIER An ISP greater than 100.00% will result in an error and the cell will be highlighted red until corrected. Yellow cells will clear once data is entered.	An "X" will appear in this column if the LEA in column 2 is eligible to participate in CEP. (ISP in column 3 is >=40%).	An "X" will appear in this column if the LEA in column 2 is nearly eligible to participate in CEP. (ISP in column 3 is >=30% and <40%).	Place an "X" in this column if the LEA in column 2 is currently participating in CEP in at least one school. Note: The "X" is not case sensitive. Using any other letter or icon will result in an error and the cells will be highlighted red until corrected.	Place an "X" in this column if the LEA in column 2 is currently in its 4th year of CEP participation and is eligible for a Grace Year. (ISP >=30% and <40%) Note: The "X" is not case sensitive. Using any other letter or icon will result in an error and the cells will be highlighted red until corrected.	If the LEA in column 2 is currently participating in CEP or eligible/near eligible to participate (there is an "X" in column 4, 5 or 6) enter the total # of schools in the LEA. A yellow cell in this column indicates missing data. Enter the total # of CEP schools to clear the cell color.	If the LEA in column 2 is currently participating in CEP or eligible to participate (there is an "X" in column 4 or 6), enter the total # of students enrolled at the LEA (denominator of ISP). A yellow cell in this column indicates missing enrollment data. Enter the total # of CEP schools to clear the cell color.	If the LEA in column 2 is currently participating in CEP (there is an "X" in column 6), enter the total # of CEP schools. For any participating LEA, if the # of CEP schools entered in this column is greater than the total # of schools entered in column 8, this will result in an error in columns 12 and 13 until corrected. A yellow cell in this column indicates missing data. Enter the total # of CEP schools to clear the cell color.	If the LEA in column 2 is currently participating in CEP (there is an "X" in column 6), enter the # of students enrolled at all CEP schools. This is the sum of the total # of students enrolled in all CEP schools entered in column 10. A yellow cell in this column indicates missing enrollment data. Enter the total # enrollment in all CEP schools to clear the cell color.	An "A" will appear in this column if ALL schools in the LEA in column 2 are participating in CEP. If the LEA in column 2 is participating in CEP district-wide, then the # of schools entered in column 8 should match the # of CEP schools entered in column 10.	An "S" will appear in this column if ONE or SOME, but not all, schools in the LEA in column 2 are participating in CEP. If the LEA in column 2 is participating in CEP in one or some schools, then the # of schools entered in column 8 should be more than the # of CEP schools entered in column 10.	
009179	Horizon Science Academy Columbus Middle School	47.76%	X				1	490					
009990	Horizon Science Academy Elementary School	47.93%	X				1	482					
010182	Performance Academy Eastland	41.90%	X				1	284					
011534	Horizon Science Academy Dayton High School	48.16%	X				1	299					
011972	Graham Elementary and Middle School	75.33%	X				1	377					
012036	Regent High School	66.52%	X				1	230					
012037	Mason Run High School	40.19%	X				1	214					
012038	Old Brook High School	51.60%	X				1	219					
012041	Central High School	53.44%	X				1	189					
012043	Frederick Douglass High School	55.49%	X				1	173					
013325	National Youth Advocate Program	100.00%	X				5	9					
013999	Rise & Shine Academy	92.06%	X				1	126					
014110	Spectrum Resource Center and School	40.28%	X				1	216					
016812	SMART Academy	54.65%	X				1	86					
016829	South Columbus Preparatory Academy	40.72%	X				1	221					
016836	Kids Care Elementary	60.13%	X				1	153					
016849	Liberty High School	48.82%	X				1	211					
017123	Horizon Science Academy Primary	42.15%	X				1	261					
017275	AchievePoint Career Academy - Cincinnati	47.62%	X				1	147					
017388	Fugees Academy	44.19%	X				1	43					
017535	Huber Heights Preparatory Academy	50.00%	X				1	44					
017536	Kenmore Preparatory Academy	78.05%	X				1	246					
017537	Capital Collegiate Preparatory Academy	78.52%	X				1	135					
017538	North Columbus Preparatory Academy	70.71%	X				1	99					
017585	Marion Preparatory Academy	60.42%	X				1	96					
017599	Urban Male Tech Academy	52.17%	X				1	23					
043539	Barberton City Schools	48.94%	X				5	3786					
043588	Bellefontaine City Schools	48.34%	X				4	2356					
043687	Bucyrus City	64.68%	X				3	1356					
043810	Conneaut Area	41.30%	X				4	1598					
043992	Fostoria City SD	62.01%	X				2	1819					
044057	Geneva Area City Schools	43.33%	X				5	2287					
044065	Girard City SD	41.50%	X				2	1783					
044081	Winton Woods	40.78%	X				6	4036					
044107	Hamilton City SD	51.04%	X				12	9290					
044453	Newark City SD	45.13%	X				14	6391					


														
State Agency Template Community Eligibility Provision (CEP) Annual Notification of Local Educational Agencies (LEA)														
State agency: Ohio Department of Education														
Instructions: • In columns 1-3 , enter the LEA ID, LEA name, and district-wide identified student percentage (ISP) for every LEA with at least one eligible school. • An "X" will appear in the appropriate column 4 or 5 to indicate that the LEA is eligible or near eligible to participate in CEP. Only one column should be marked between columns 4-5. • Follow the instructions in row 7 to complete columns 6-11 . • An "A" will appear in column 12 if all the schools in the LEA in column 2 are participating in CEP (the # of schools entered in columns 8 and 10 should match). • An "S" will appear in column 13 if one or some schools in the LEA in column 2 are participating in CEP (the # of schools entered in column 10 is less than the # of schools entered in column 8). • Provide additional comments or clarifications in column 14 . • Submit completed template to ceanotification@fns.usda.gov by May 1 to publish the list of LEAs receiving CEP eligibility notices on your website. This information will be linked to FNS' CEP web site. LEAs receiving notices for district-wide eligibility must be reported in the columns below.														
			COLUMNS 4 & 5 AUTOMATICALLY POPULATE (Only One Column Should Be Marked per LEA)					INFORMATION FOR ENTIRE LEA ONLY		INFORMATION FOR PARTICIPATING CEP SCHOOLS ONLY		FOR LEAS PARTICIPATING IN CEP IN AT LEAST ONE SCHOOL (Columns 12 & 13 Automatically Populate - Only One Column Should Be Marked per LEA)		
1	2	3	4	5	6	7	8	9	10	11	12	13	14	
LEA ID	LEA name	District-wide Identified Student Percentage (ISP)	Eligible to Participate District-wide	Near Eligible to Participate District-wide	Currently Participating in CEP	Participating and Eligible for a Grace Year	Total Number of Schools in Participating, Eligible, and Near-Eligible LEAs	Total Student Enrollment in Participating and Eligible LEAs	Total Number of CEP Schools in the LEA	Total Student Enrollment at CEP Schools	Currently Participating in CEP District-wide	Currently Participating in CEP in One or Some Schools (Not District-wide)	Comments	
Enter the LEA ID, as reported on the FNS-742, for each LEA with at least one school eligible to participate in CEP. Entering duplicate LEA IDs will result in an error and the duplicate cells will be highlighted in red until corrected. Yellow cells will clear once data is entered.	Enter the name of each LEA, as reported on the FNS-742, with at least one CEP-eligible school. Yellow cells will clear once data is entered.	Enter the district-wide ISP as of April 1 of the current year. ISP = # of identified students divided by total enrollment. Enter the ISP as a percentage rounded to two decimals. Ex: 62.50% If using the FNS-742 to complete this column, note that data reported in Section 3 of the FNS-742 (Students approved as free eligible not subject to verification) does not include the corresponding data for students in CEP schools or non-base-year Special Provision schools. For a more accurate count of the # of identified students at the LEA-level, States are encouraged to combine the total # of students reported in Section 3 of the FNS-742 for that LEA plus the LEA-level data submitted for inclusion in Data Element #3 of the State-level FNS-834 (The # of SNAP children in CEP schools and non-base-year Special Provision schools). DO NOT INCLUDE THE 1.6 MULTIPLIER An ISP greater than 100.00% will result in an error and the cell will be highlighted red until corrected. Yellow cells will clear once data is entered.	An "X" will appear in this column if the LEA in column 2 is eligible to participate in CEP. (ISP in column 3 is >=40%).	An "X" will appear in this column if the LEA in column 2 is nearly eligible to participate in CEP. (ISP in column 3 is >=30% and <40%). Note: The "X" is <u>not</u> case sensitive. Using any other letter or icon will result in an error and the cells will be highlighted red until corrected.	Place an "X" in this column if the LEA in column 2 is currently participating in CEP in at least one school. Note: The "X" is <u>not</u> case sensitive. Using any other letter or icon will result in an error and the cells will be highlighted red until corrected.	Place an "X" in this column if the LEA in column 2 is currently in its 4th year of CEP participation and is eligible for a Grace Year. (ISP >=30% and <40%). Note: The "X" is <u>not</u> case sensitive. Using any other letter or icon will result in an error and the cells will be highlighted red until corrected.	If the LEA in column 2 is currently participating in CEP or eligible/near eligible to participate (there is an "X" in column 4, 5 or 6) enter the total # of schools in the LEA. A yellow cell in this column indicates missing data. Enter the total # of CEP schools to clear the cell color.	If the LEA in column 2 is currently participating in CEP or eligible to participate (there is an "X" in column 4 or 6), enter the total # of students enrolled at the LEA (denominator of ISP). A yellow cell in this column indicates missing enrollment data. Enter the total # of CEP schools to clear the cell color.	If the LEA in column 2 is currently participating in CEP (there is an "X" in column 6), enter the total # of CEP schools. For any participating LEA, if the # of CEP schools entered in this column is greater than the total # of schools entered in column 8, this will result in an error in columns 12 and 13 until corrected. A yellow cell in this column indicates missing data. Enter the total # of CEP schools to clear the cell color.	If the LEA in column 2 is currently participating in CEP (there is an "X" in column 6), enter the # of students enrolled at all CEP schools. This is the sum of the total # of students enrolled in all CEP schools entered in column 10. A yellow cell in this column indicates missing enrollment data. Enter the total # enrollment in all CEP schools to clear the cell color.	An "A" will appear in this column if ALL schools in the LEA in column 2 are participating in CEP. If the LEA in column 2 is participating in CEP district-wide, then the # of schools entered in column 8 should match the # of CEP schools entered in column 10.	An "S" will appear in this column if ONE or SOME, but not all, schools in the LEA in column 2 are participating in CEP. If the LEA in column 2 is participating in CEP in one or some schools, then the # of schools entered in column 8 should be more than the # of CEP schools entered in column 10.		
044578	Norwood City School District	41.69%	X				6	1727						
044610	Orrville City SD	41.24%	X				3	1673						
044784	Sidney City SD	45.25%	X				5	3295						
044917	Toronto City SD	54.66%	X				2	847						

													
State Agency Template Community Eligibility Provision (CEP) Annual Notification of Local Educational Agencies (LEA)													
State agency: Ohio Department of Education													
Instructions: • In columns 1-3 , enter the LEA ID, LEA name, and district-wide identified student percentage (ISP) for every LEA with at least one eligible school. • An "X" will appear in the appropriate column 4 or 5 to indicate that the LEA is eligible or near eligible to participate in CEP. Only one column should be marked between columns 4-5. • Follow the instructions in row 7 to complete columns 6-11 . • An "A" will appear in column 12 if all the schools in the LEA in column 2 are participating in CEP (the # of schools entered in columns 8 and 10 should match). • An "S" will appear in column 13 if one or some schools in the LEA in column 2 are participating in CEP (the # of schools entered in column 10 is less than the # of schools entered in column 8). • Provide additional comments or clarifications in column 14 . • Submit completed template to cepnofication@fns.usda.gov by May 1 to publish the list of LEAs receiving CEP eligibility notices on your website. This information will be linked to FNS' CEP web site. LEAs receiving notices for district-wide eligibility must be reported in the columns below.													
			COLUMNS 4 & 5 AUTOMATICALLY POPULATE (Only One Column Should Be Marked per LEA)					INFORMATION FOR ENTIRE LEA ONLY		INFORMATION FOR PARTICIPATING CEP SCHOOLS ONLY		FOR LEAS PARTICIPATING IN CEP IN AT LEAST ONE SCHOOL (Columns 12 & 13 Automatically Populate - Only One Column Should Be Marked per LEA)	
1	2	3	4	5	6	7	8	9	10	11	12	13	14
LEA ID	LEA name	District-wide Identified Student Percentage (ISP)	Eligible to Participate District-wide	Near Eligible to Participate District-wide	Currently Participating in CEP	Participating and Eligible for a Grace Year	Total Number of Schools in Participating, Eligible, and Near-Eligible LEAs	Total Student Enrollment in Participating and Eligible LEAs	Total Number of CEP Schools in the LEA	Total Student Enrollment at CEP Schools	Currently Participating in CEP District-wide	Currently Participating in CEP in One or Some Schools (Not District-wide)	Comments
Enter the LEA ID, as reported on the FNS-742, for each LEA with at least one school eligible to participate in CEP. Entering duplicate LEA IDs will result in an error and the duplicate cells will be highlighted in red until corrected. Yellow cells will clear once data is entered.	Enter the name of each LEA, as reported on the FNS-742, with at least one CEP-eligible school. Yellow cells will clear once data is entered.	Enter the district-wide ISP as of April 1 of the current year. ISP = # of identified students divided by total enrollment. Enter the ISP as a percentage rounded to two decimals. Ex: 62.50% If using the FNS-742 to complete this column, note that data reported in Section 3 of the FNS-742 (Students approved as free eligible not subject to verification) does not include the corresponding data for students in CEP schools or non-base-year Special Provision schools. For a more accurate count of the # of identified students at the LEA-level, States are encouraged to combine the total # of students reported in Section 3 of the FNS-742 for that LEA plus the LEA-level data submitted for inclusion in Data Element #3 of the State-level FNS-834 (The # of SNAP children in CEP schools and non-base-year Special Provision schools). DO NOT INCLUDE THE 1.6 MULTIPLIER An ISP greater than 100.00% will result in an error and the cell will be highlighted red until corrected. Yellow cells will clear once data is entered.	An "X" will appear in this column if the LEA in column 2 is eligible to participate in CEP. (ISP in column 3 is >=40%).	An "X" will appear in this column if the LEA in column 2 is nearly eligible to participate in CEP. (ISP in column 3 is >=30% and <40%).	Place an "X" in this column if the LEA in column 2 is currently participating in CEP in at least one school. Note: The "X" is not case sensitive. Using any other letter or icon will result in an error and the cells will be highlighted red until corrected.	Place an "X" in this column if the LEA in column 2 is currently in its 4th year of CEP participation and is eligible for a Grace Year. (ISP >=30% and <40%) Note: The "X" is not case sensitive. Using any other letter or icon will result in an error and the cells will be highlighted red until corrected.	If the LEA in column 2 is currently participating in CEP or eligible/near eligible to participate (there is an "X" in column 4, 5 or 6) enter the total # of schools in the LEA. A yellow cell in this column indicates missing data. Enter the total # of CEP schools to clear the cell color.	If the LEA in column 2 is currently participating in CEP or eligible to participate (there is an "X" in column 4 or 6), enter the total # of CEP schools. For any participating LEA, if the # of CEP schools entered in this column is greater than the total # of schools entered in column 8, this will result in an error in columns 12 and 13 until corrected. A yellow cell in this column indicates missing enrollment data. Enter the total # of CEP schools to clear the cell color.	If the LEA in column 2 is currently participating in CEP (there is an "X" in column 6), enter the total # of students enrolled at all CEP schools. This is the sum of the total # of students enrolled in all CEP schools entered in column 10. A yellow cell in this column indicates missing enrollment data. Enter the total # of CEP schools to clear the cell color.	An "A" will appear in this column if ALL schools in the LEA in column 2 are participating in CEP. If the LEA in column 2 is participating in CEP district-wide, then the # of schools entered in column 8 should match the # of CEP schools entered in column 10.	An "S" will appear in this column if ONE or SOME, but not all, schools in the LEA in column 2 are participating in CEP. If the LEA in column 2 is participating in CEP in one or some schools, then the # of schools entered in column 8 should be more than the # of CEP schools entered in column 10.		
045377	Georgetown Ex Vill SD	47.04%	X				2	1048					
045443	Leetonia Exempted Village School District	49.48%	X				1	574					
045450	Lisbon Ex Vill SD	43.18%	X				2	836					
046037	Eastern Local SD	46.11%	X				4	1271					
047068	Gorham Fayette	44.50%	X				1	373					
047696	West Holmes	40.92%	X				6	1943					
047787	Buckeye Local Schools	42.22%	X				5	1530					
047795	Edison Local SD	51.54%	X				3	1397					
048793	Cardington-Lincoln Local SD	41.12%	X				2	1092					
049270	National Trail	44.92%	X				2	975					
049452	Madison Local SD	40.25%	X				5	2887					
050062	Springfield Local SD	41.11%	X				4	2238					
050237	Southington Local SD	51.28%	X				1	470					
051243	Mahoning Co Career & Tech Ctr	47.28%	X				1	920					
054031	Clifton Christian Academy	100.00%	X				1	86					
055038	Corryville Catholic	48.13%	X				1	187					
055160	St Joseph Catholic School	82.20%	X				1	236					
055657	St William	40.41%	X				1	245					
057182	St Augustine	65.45%	X				1	220					
057901	St James The Less	100.00%	X				1	492					
058487	Blessed Sacrament	41.55%	X				1	219					
065821	Allen County Board of DD	42.86%	X				1	21					
065888	Butler Co Rehabilitation Center	100.00%	X				1	70					
065912	Clermont County Board of DD	51.16%	X				1	43					
065920	Columbiana County Board of DD	54.35%	X				1	46					
065979	Franklin County Board of DD	51.61%	X				1	93					
066092	Lorain County Board of DD	47.24%	X				1	127					
066118	Mahoning County Board of DD	63.16%	X				1	76					
068403	Valley Christian School	71.84%	X				3	696					
069997	Clark Co Juv Treatment Center	100.00%	X				1	35					
070383	Lake Co Juv Justice Ctr	100.00%	X				1	30					
070615	Gallia County Board of DD	63.27%	X				1	49					
083881	Sunshine Childrens Home	100.00%	X				1	21					
132795	Cliff Park High School	48.19%	X				1	249					

														
State Agency Template Community Eligibility Provision (CEP) Annual Notification of Local Educational Agencies (LEA)														
State agency: Ohio Department of Education														
Instructions: • In columns 1-3 , enter the LEA ID, LEA name, and district-wide identified student percentage (ISP) for every LEA with at least one eligible school. • An "X" will appear in the appropriate column 4 or 5 to indicate that the LEA is eligible or near eligible to participate in CEP. Only one column should be marked between columns 4-5. • Follow the instructions in row 7 to complete columns 6-11 . • An "A" will appear in column 12 if all the schools in the LEA in column 2 are participating in CEP (the # of schools entered in columns 8 and 10 should match). • An "S" will appear in column 13 if one or some schools in the LEA in column 2 are participating in CEP (the # of schools entered in column 10 is less than the # of schools entered in column 8). • Provide additional comments or clarifications in column 14 . • Submit completed template to cepnofication@fns.usda.gov by May 1 to publish the list of LEAs receiving CEP eligibility notices on your website. This information will be linked to FNS' CEP web site. LEAs receiving notices for district-wide eligibility must be reported in the columns below.														
			COLUMNS 4 & 5 AUTOMATICALLY POPULATE (Only One Column Should Be Marked per LEA)					INFORMATION FOR ENTIRE LEA ONLY		INFORMATION FOR PARTICIPATING CEP SCHOOLS ONLY		FOR LEAS PARTICIPATING IN CEP IN AT LEAST ONE SCHOOL (Columns 12 & 13 Automatically Populate - Only One Column Should Be Marked per LEA)		
1	2	3	4	5	6	7	8	9	10	11	12	13	14	
LEA ID	LEA name	District-wide Identified Student Percentage (ISP)	Eligible to Participate District-wide	Near Eligible to Participate District-wide	Currently Participating in CEP	Participating and Eligible for a Grace Year	Total Number of Schools in Participating, Eligible, and Near-Eligible LEAs	Total Student Enrollment in Participating and Eligible LEAs	Total Number of CEP Schools in the LEA	Total Student Enrollment at CEP Schools	Currently Participating in CEP District-wide	Currently Participating in CEP in One or Some Schools (Not District-wide)	Comments	
Enter the LEA ID, as reported on the FNS-742, for each LEA with at least one school eligible to participate in CEP. Entering duplicate LEA IDs will result in an error and the duplicate cells will be highlighted in red until corrected. Yellow cells will clear once data is entered.	Enter the name of each LEA, as reported on the FNS-742, with at least one CEP-eligible school. Yellow cells will clear once data is entered.	Enter the district-wide ISP as of April 1 of the current year. ISP = # of identified students divided by total enrollment. Enter the ISP as a percentage rounded to two decimals. Ex: 62.50% If using the FNS-742 to complete this column, note that data reported in Section 3 of the FNS-742 (Students approved as free eligible not subject to verification) does not include the corresponding data for students in CEP schools or non-base-year Special Provision schools. For a more accurate count of the # of identified students at the LEA-level, States are encouraged to combine the total # of students reported in Section 3 of the FNS-742 for that LEA plus the LEA-level data submitted for Inclusion in Data Element #3 of the State-level FNS-834 (The # of SNAP children in CEP schools and non-base-year Special Provision schools). DO NOT INCLUDE THE 1.6 MULTIPLIER An ISP greater than 100.00% will result in an error and the cell will be highlighted red until corrected. Yellow cells will clear once data is entered.	An "X" will appear in this column if the LEA in column 2 is eligible to participate in CEP. (ISP in column 3 is >=40%).	An "X" will appear in this column if the LEA in column 2 is nearly eligible to participate in CEP. (ISP in column 3 is >=30% and <40%). Note: The "X" is not case sensitive. Using any other letter or icon will result in an error and the cells will be highlighted red until corrected.	Place an "X" in this column if the LEA in column 2 is currently participating in CEP in at least one school. Note: The "X" is not case sensitive. Using any other letter or icon will result in an error and the cells will be highlighted red until corrected.	Place an "X" in this column if the LEA in column 2 is currently in its 4th year of CEP participation and is eligible for a Grace Year. (ISP >=30% and <40%) Note: The "X" is not case sensitive. Using any other letter or icon will result in an error and the cells will be highlighted red until corrected.	If the LEA in column 2 is currently participating in CEP or eligible/near eligible to participate (there is an "X" in column 4, 5 or 6) enter the total # of schools in the LEA. A yellow cell in this column indicates missing data. Enter the total # of CEP schools to clear the cell color.	If the LEA in column 2 is currently participating in CEP or eligible to participate (there is an "X" in column 4 or 6), enter the total # of students enrolled at the LEA (denominator of ISP). A yellow cell in this column indicates missing enrollment data. Enter the total # of CEP schools to clear the cell color.	If the LEA in column 2 is currently participating in CEP (there is an "X" in column 6), enter the total # of CEP schools. For any participating LEA, if the # of CEP schools entered in this column is greater than the total # of schools entered in column 8, this will result in an error in columns 12 and 13 until corrected. A yellow cell in this column indicates missing enrollment data. Enter the total # of CEP schools to clear the cell color.	If the LEA in column 2 is currently participating in CEP (there is an "X" in column 6), enter the total # of students enrolled at all CEP schools. This is the sum of the total # of students enrolled in all CEP schools entered in column 10. A yellow cell in this column indicates missing enrollment data. Enter the total # of CEP schools to clear the cell color.	An "A" will appear in this column if ALL schools in the LEA in column 2 are participating in CEP. If the LEA in column 2 is participating in CEP district-wide, then the # of schools entered in column 8 should match the # of CEP schools entered in column 10.	An "S" will appear in this column if ONE or SOME, but not all, schools in the LEA in column 2 are participating in CEP. If the LEA in column 2 is participating in CEP in one or some schools, then the # of schools entered in column 8 should be more than the # of CEP schools entered in column 10.		
132803	Marshall High School	42.47%	X				1	299						
133421	Graham School, The	53.92%	X				1	217						
133629	Horizon Science Acad Cleveland	41.82%	X				1	373						
133868	Towpath Trail High School	54.40%	X				1	489						
134098	Constellation Schools: Old Brooklyn Community Elementary	42.66%	X				1	354						
134197	Green Inspiration Academy	74.07%	X				2	270						
147231	Schnee Learning Center	40.63%	X				1	96						
148239	Logan County Juvenile Det Ctr	100.00%	X				1	100						
151209	Randall Park High School	53.03%	X				1	66						
152009	Mended Reeds Inc	100.00%	X				1	12						
000222	Wildwood Environmental Academy	37.22%		X			2	360						
000316	Constellation Schools: Westpark Community Middle School	33.84%		X			1	198						
000321	Constellation Schools: Old Brooklyn Community Middle	35.34%		X			1	266						
000558	Columbus Preparatory Academy	33.82%		X			1	819						
000608	Summit Academy Transition High School-Cincinnati	34.78%		X			1	69						
008278	Noble Academy-Cleveland	38.38%		X			1	396						
008280	Noble Academy-Columbus	37.86%		X			1	346						
012508	DePaul Cristo Rey High School	33.79%		X			1	293						
012924	DECA Prep, Inc.	37.82%		X			1	1388						
043562	Bedford City SD	32.82%		X			6	3154						
043604	Belpre City SD	31.65%		X			2	1068						

														
State Agency Template Community Eligibility Provision (CEP) Annual Notification of Local Educational Agencies (LEA)														
State agency: Ohio Department of Education														
Instructions: <ul style="list-style-type: none"> In columns 1-3, enter the LEA ID, LEA name, and district-wide identified student percentage (ISP) for every LEA with at least one eligible school. An "X" will appear in the appropriate column 4 or 5 to indicate that the LEA is eligible or near eligible to participate in CEP. Only one column should be marked between columns 4-5. Follow the instructions in row 7 to complete columns 6-11. An "A" will appear in column 12 if all the schools in the LEA in column 2 are participating in CEP (the # of schools entered in columns 8 and 10 should match). An "S" will appear in column 13 if one or some schools in the LEA in column 2 are participating in CEP (the # of schools entered in column 10 is less than the # of schools entered in column 8). Provide additional comments or clarifications in column 14. Submit completed template to ceanotification@fns.usda.gov by May 1 to publish the list of LEAs receiving CEP eligibility notices on your website. This information will be linked to FNS' CEP web site. LEAs receiving notices for district-wide eligibility must be reported in the columns below. 														
			COLUMNS 4 & 5 AUTOMATICALLY POPULATE (Only One Column Should Be Marked per LEA)					INFORMATION FOR ENTIRE LEA ONLY		INFORMATION FOR PARTICIPATING CEP SCHOOLS ONLY		FOR LEAS PARTICIPATING IN CEP IN AT LEAST ONE SCHOOL (Columns 12 & 13 Automatically Populate - Only One Column Should Be Marked per LEA)		
1	2	3	4	5	6	7	8	9	10	11	12	13	14	
LEA ID	LEA name	District-wide Identified Student Percentage (ISP)	Eligible to Participate District-wide	Near Eligible to Participate District-wide	Currently Participating in CEP	Participating and Eligible for a Grace Year	Total Number of Schools in Participating, Eligible, and Near-Eligible LEAs	Total Student Enrollment in Participating and Eligible LEAs	Total Number of CEP Schools in the LEA	Total Student Enrollment at CEP Schools	Currently Participating in CEP District-wide	Currently Participating in CEP in One or Some Schools (Not District-wide)	Comments	
Enter the LEA ID, as reported on the FNS-742, for each LEA with at least one school eligible to participate in CEP. Entering duplicate LEA IDs will result in an error and the duplicate cells will be highlighted in red until corrected. Yellow cells will clear once data is entered.	Enter the name of each LEA, as reported on the FNS-742, with at least one CEP-eligible school. Yellow cells will clear once data is entered.	Enter the district-wide ISP as of April 1 of the current year. ISP = # of identified students divided by total enrollment. Enter the ISP as a percentage rounded to two decimals. Ex: 62.50% If using the FNS-742 to complete this column, note that data reported in Section 3 of the FNS-742 (Students approved as free eligible not subject to verification) does not include the corresponding data for students in CEP schools or non-base-year Special Provision schools. For a more accurate count of the # of identified students at the LEA-level, States are encouraged to combine the total # of students reported in Section 3 of the FNS-742 for that LEA plus the LEA-level data submitted for inclusion in Data Element #3 of the State-level FNS-834 (The # of SNAP children in CEP schools and non-base-year Special Provision schools). DO NOT INCLUDE THE 1.6 MULTIPLIER An ISP greater than 100.00% will result in an error and the cell will be highlighted red until corrected. Yellow cells will clear once data is entered.	An "X" will appear in this column if the LEA in column 2 is eligible to participate in CEP. (ISP in column 3 is >=40%).	An "X" will appear in this column if the LEA in column 2 is nearly eligible to participate in CEP. (ISP in column 3 is >=30% and <40%).	Place an "X" in this column if the LEA in column 2 is currently participating in CEP in at least one school. Note: The "X" is not case sensitive. Using any other letter or icon will result in an error and the cells will be highlighted red until corrected.	Place an "X" in this column if the LEA in column 2 is currently in its 4th year of CEP participation and is eligible for a Grace Year. (ISP >=30% and <40%) Note: The "X" is not case sensitive. Using any other letter or icon will result in an error and the cells will be highlighted red until corrected.	If the LEA in column 2 is currently participating in CEP or eligible/near eligible to participate (there is an "X" in column 4, 5 or 6) enter the total # of schools in the LEA. A yellow cell in this column indicates missing data. Enter the total # of CEP schools to clear the cell color.	If the LEA in column 2 is currently participating in CEP or eligible to participate (there is an "X" in column 4 or 6), enter the total # of CEP schools. For any participating LEA, if the # of CEP schools entered in this column is greater than the total # of schools entered in column 8, this will result in an error in columns 12 and 13 until corrected. A yellow cell in this column indicates missing enrollment data. Enter the total # of CEP schools to clear the cell color.	If the LEA in column 2 is currently participating in CEP (there is an "X" in column 6), enter the total # of students enrolled at all CEP schools. This is the sum of the total # of students enrolled in all CEP schools entered in column 10. A yellow cell in this column indicates missing enrollment data. Enter the total # of CEP schools to clear the cell color.	An "A" will appear in this column if ALL schools in the LEA in column 2 are participating in CEP. If the LEA in column 2 is participating in CEP district-wide, then the # of schools entered in column 8 should match the # of CEP schools entered in column 10.	An "S" will appear in this column if ONE or SOME, but not all, schools in the LEA in column 2 are participating in CEP. If the LEA in column 2 is participating in CEP in one or some schools, then the # of schools entered in column 8 should be more than the # of CEP schools entered in column 10.			
043653	Brooklyn City SD	30.66%		X			2	1210						
043869	Defiance City SD	32.45%		X			3	2647						
043885	Delphos City SD	38.54%		X			3	1025						
043927	East Palestine	32.23%		X			3	996						
044024	Galion City SD	38.23%		X			4	1750						
044032	Gallipolis City Schools	38.62%		X			5	2030						
044123	Hillsboro City SD	34.13%		X			2	2388						
044172	Kenton City SD	36.22%		X			5	1905						
044321	Marietta City Schools	34.84%		X			6	2586						
044347	Martins Ferry	35.13%		X			2	1483						
044560	Norwalk City SD	33.52%		X			6	2834						
044644	Piqua City SD	30.28%		X			5	3121						
044651	Port Clinton	37.04%		X			4	1868						
044891	Tiffin City SD	30.35%		X			6	2692						
044941	Urbana City School District	33.68%		X			3	1924						
045054	West Carrollton	33.50%		X			6	3501						
045112	Wilmington City SD	36.67%		X			5	2558						
045120	Wooster City SD	31.33%		X			7	3406						
045245	Harrison Hills	36.06%		X			2	1489						
045401	Greenfield Ex VIII SD	37.92%		X			5	1883						
045864	Grand Valley Local	30.00%		X			3	1060						
045880	Pymatuning Valley	31.35%		X			3	1228						
046201	Triad Local School District	36.66%		X			3	881						
046284	Clark-Shawnee Local SD	30.65%		X			6	2196						
046292	Clermont County Educational Service Center	33.33%		X			1	69						
046359	West Clermont	37.07%		X			11	7994						
046474	Ridgewood Local SD	32.18%		X			3	1305						
046482	River View	34.36%		X			5	1979						
046524	Wynford Local Schools	36.22%		X			2	1223						
046623	Ansonia Local SD	34.87%		X			1	826						
046904	Walnut Township	31.61%		X			2	503						
046946	Canal Winchester	32.88%		X			4	4197						
046953	Hamilton Local Schools	31.88%		X			4	3065						
047001	Reynoldsburg City SD	32.74%		X			12	7059						
047399	Three Rivers Local Schools	33.05%		X			3	2248						
047431	Cory-Rawson Local SD	35.07%		X			1	556						

													
State Agency Template Community Eligibility Provision (CEP) Annual Notification of Local Educational Agencies (LEA)													
State agency: Ohio Department of Education													
Instructions: • In columns 1-3 , enter the LEA ID, LEA name, and district-wide identified student percentage (ISP) for every LEA with at least one eligible school. • An "X" will appear in the appropriate column 4 or 5 to indicate that the LEA is eligible or near eligible to participate in CEP. Only one column should be marked between columns 4-5. • Follow the instructions in row 7 to complete columns 6-11 . • An "A" will appear in column 12 if all the schools in the LEA in column 2 are participating in CEP (the # of schools entered in columns 8 and 10 should match). • An "S" will appear in column 13 if one or some schools in the LEA in column 2 are participating in CEP (the # of schools entered in column 10 is less than the # of schools entered in column 8). • Provide additional comments or clarifications in column 14 . • Submit completed template to cepnofication@fns.usda.gov by May 1 to publish the list of LEAs receiving CEP eligibility notices on your website. This information will be linked to FNS' CEP web site. LEAs receiving notices for district-wide eligibility must be reported in the columns below.													
			COLUMNS 4 & 5 AUTOMATICALLY POPULATE (Only One Column Should Be Marked per LEA)				INFORMATION FOR ENTIRE LEA ONLY				INFORMATION FOR PARTICIPATING CEP SCHOOLS ONLY		FOR LEAS PARTICIPATING IN CEP IN AT LEAST ONE SCHOOL (Columns 12 & 13 Automatically Populate - Only One Column Should Be Marked per LEA)
1	2	3	4	5	6	7	8	9	10	11	12	13	14
LEA ID	LEA name	District-wide Identified Student Percentage (ISP)	Eligible to Participate District-wide	Near Eligible to Participate District-wide	Currently Participating in CEP	Participating and Eligible for a Grace Year	Total Number of Schools in Participating, Eligible, and Near-Eligible LEAs	Total Student Enrollment in Participating and Eligible LEAs	Total Number of CEP Schools in the LEA	Total Student Enrollment at CEP Schools	Currently Participating in CEP District-wide	Currently Participating in CEP in One or Some Schools (Not District-wide)	Comments
Enter the LEA ID, as reported on the FNS-742, for each LEA with at least one school eligible to participate in CEP. Entering duplicate LEA IDs will result in an error and the duplicate cells will be highlighted in red until corrected. Yellow cells will clear once data is entered.	Enter the name of each LEA, as reported on the FNS-742, with at least one CEP-eligible school. Yellow cells will clear once data is entered.	Enter the district-wide ISP as of April 1 of the current year. ISP = # of identified students divided by total enrollment. Enter the ISP as a percentage rounded to two decimals. Ex: 62.50% If using the FNS-742 to complete this column, note that data reported in Section 3 of the FNS-742 (Students approved as free eligible not subject to verification) does not include the corresponding data for students in CEP schools or non-base-year Special Provision schools. For a more accurate count of the # of identified students at the LEA-level, States are encouraged to combine the total # of students reported in Section 3 of the FNS-742 for that LEA plus the LEA-level data submitted for inclusion in Data Element #3 of the State-level FNS-834 (The # of SNAP children in CEP schools and non-base-year Special Provision schools). DO NOT INCLUDE THE 1.6 MULTIPLIER An ISP greater than 100.00% will result in an error and the cell will be highlighted red until corrected. Yellow cells will clear once data is entered.	An "X" will appear in this column if the LEA in column 2 is eligible to participate in CEP. (ISP in column 3 is >=40%).	An "X" will appear in this column if the LEA in column 2 is nearly eligible to participate in CEP. (ISP in column 3 is >=30% and <40%).	Place an "X" in this column if the LEA in column 2 is currently participating in CEP in at least one school. Note: The "X" is <u>not</u> case sensitive. Using any other letter or icon will result in an error and the cells will be highlighted red until corrected.	Place an "X" in this column if the LEA in column 2 is currently in its 4th year of CEP participation and is eligible for a Grace Year. (ISP >=30% and <40%) Note: The "X" is <u>not</u> case sensitive. Using any other letter or icon will result in an error and the cells will be highlighted red until corrected.	If the LEA in column 2 is currently participating in CEP or eligible/near eligible to participate (there is an "X" in column 4, 5 or 6) enter the total # of schools in the LEA. A yellow cell in this column indicates missing data. Enter the total # of CEP schools to clear the cell color.	If the LEA in column 2 is currently participating in CEP or eligible to participate (there is an "X" in column 4 or 6), enter the total # of students enrolled at the LEA (denominator of ISP). A yellow cell in this column indicates missing enrollment data. Enter the total # of CEP schools to clear the cell color.	If the LEA in column 2 is currently participating in CEP (there is an "X" in column 6), enter the total # of CEP schools. For any participating LEA, if the # of CEP schools entered in this column is greater than the total # of schools entered in column 8, this will result in an error in columns 12 and 13 until corrected. A yellow cell in this column indicates missing data. Enter the total # of CEP schools to clear the cell color.	If the LEA in column 2 is currently participating in CEP (there is an "X" in column 6), enter the # of students enrolled at all CEP schools. This is the sum of the total # of students enrolled in all CEP schools entered in column 10.	An "A" will appear in this column if ALL schools in the LEA in column 2 are participating in CEP. If the LEA in column 2 is participating in CEP district-wide, then the # of schools entered in column 8 should match the # of CEP schools entered in column 10.	An "S" will appear in this column if ONE or SOME, but not all, schools in the LEA in column 2 are participating in CEP. If the LEA in column 2 is participating in CEP in one or some schools, then the # of schools entered in column 8 should be more than the # of CEP schools entered in column 10.	
047506	Ridgemont Local SD	36.14%		X			1	559					
047522	Upper Scioto Valley	34.18%		X			1	471					

														
State Agency Template Community Eligibility Provision (CEP) Annual Notification of Local Educational Agencies (LEA)														
State agency: Ohio Department of Education														
Instructions: • In columns 1-3 , enter the LEA ID, LEA name, and district-wide identified student percentage (ISP) for every LEA with at least one eligible school. • An "X" will appear in the appropriate column 4 or 5 to indicate that the LEA is eligible or near eligible to participate in CEP. Only one column should be marked between columns 4-5. • Follow the instructions in row 7 to complete columns 6-11 . • An "A" will appear in column 12 if all the schools in the LEA in column 2 are participating in CEP (the # of schools entered in columns 8 and 10 should match). • An "S" will appear in column 13 if one or some schools in the LEA in column 2 are participating in CEP (the # of schools entered in column 10 is less than the # of schools entered in column 8). • Provide additional comments or clarifications in column 14 . • Submit completed template to cepnofication@fns.usda.gov by May 1 to publish the list of LEAs receiving CEP eligibility notices on your website. This information will be linked to FNS' CEP web site. LEAs receiving notices for district-wide eligibility must be reported in the columns below.														
			COLUMNS 4 & 5 AUTOMATICALLY POPULATE (Only One Column Should Be Marked per LEA)					INFORMATION FOR ENTIRE LEA ONLY		INFORMATION FOR PARTICIPATING CEP SCHOOLS ONLY		FOR LEAS PARTICIPATING IN CEP IN AT LEAST ONE SCHOOL (Columns 12 & 13 Automatically Populate - Only One Column Should Be Marked per LEA)		
1	2	3	4	5	6	7	8	9	10	11	12	13	14	
LEA ID	LEA name	District-wide Identified Student Percentage (ISP)	Eligible to Participate District-wide	Near Eligible to Participate District-wide	Currently Participating in CEP	Participating and Eligible for a Grace Year	Total Number of Schools in Participating, Eligible, and Near-Eligible LEAs	Total Student Enrollment in Participating and Eligible LEAs	Total Number of CEP Schools in the LEA	Total Student Enrollment at CEP Schools	Currently Participating in CEP District-wide	Currently Participating in CEP in One or Some Schools (Not District-wide)	Comments	
Enter the LEA ID, as reported on the FNS-742, for each LEA with at least one school eligible to participate in CEP. Entering duplicate LEA IDs will result in an error and the duplicate cells will be highlighted in red until corrected. Yellow cells will clear once data is entered.	Enter the name of each LEA, as reported on the FNS-742, with at least one CEP-eligible school. Yellow cells will clear once data is entered.	Enter the district-wide ISP as of April 1 of the current year. ISP = # of identified students divided by total enrollment. Enter the ISP as a percentage rounded to two decimals. Ex: 62.50% If using the FNS-742 to complete this column, note that data reported in Section 3 of the FNS-742 (Students approved as free eligible not subject to verification) does not include the corresponding data for students in CEP schools or non-base-year Special Provision schools. For a more accurate count of the # of identified students at the LEA-level, States are encouraged to combine the total # of students reported in Section 3 of the FNS-742 for that LEA plus the LEA-level data submitted for inclusion in Data Element #3 of the State-level FNS-834 (The # of SNAP children in CEP schools and non-base-year Special Provision schools). DO NOT INCLUDE THE 1.6 MULTIPLIER An ISP greater than 100.00% will result in an error and the cell will be highlighted red until corrected. Yellow cells will clear once data is entered.	An "X" will appear in this column if the LEA in column 2 is eligible to participate in CEP. (ISP in column 3 is >=40%).	An "X" will appear in this column if the LEA in column 2 is nearly eligible to participate in CEP. (ISP in column 3 is >=30% and <40%). Note: The "X" is not case sensitive. Using any other letter or icon will result in an error and the cells will be highlighted red until corrected.	Place an "X" in this column if the LEA in column 2 is currently participating in CEP in at least one school. Note: The "X" is not case sensitive. Using any other letter or icon will result in an error and the cells will be highlighted red until corrected.	Place an "X" in this column if the LEA in column 2 is currently in its 4th year of CEP participation and is eligible for a Grace Year. (ISP >=30% and <40%) Note: The "X" is not case sensitive. Using any other letter or icon will result in an error and the cells will be highlighted red until corrected.	If the LEA in column 2 is currently participating in CEP or eligible/near eligible to participate (there is an "X" in column 4, 5 or 6) enter the total # of schools in the LEA. A yellow cell in this column indicates missing data. Enter the total # of CEP schools to clear the cell color.	If the LEA in column 2 is currently participating in CEP or eligible to participate (there is an "X" in column 4 or 6), enter the total # of students enrolled at the LEA (denominator of ISP). A yellow cell in this column indicates missing enrollment data. Enter the total # of CEP schools to clear the cell color.	If the LEA in column 2 is currently participating in CEP (there is an "X" in column 6), enter the total # of CEP schools. For any participating LEA, if the # of CEP schools entered in this column is greater than the total # of schools entered in column 8, this will result in an error in columns 12 and 13 until corrected. A yellow cell in this column indicates missing data. Enter the total # of CEP schools to clear the cell color.	If the LEA in column 2 is currently participating in CEP (there is an "X" in column 6), enter the # of students enrolled at all CEP schools. This is the sum of the total # of students enrolled in all CEP schools entered in column 10. A yellow cell in this column indicates missing enrollment data. Enter the total # enrollment in all CEP schools to clear the cell color.	An "A" will appear in this column if ALL schools in the LEA in column 2 are participating in CEP. If the LEA in column 2 is participating in CEP district-wide, then the # of schools entered in column 8 should match the # of CEP schools entered in column 10.	An "S" will appear in this column if ONE or SOME, but not all, schools in the LEA in column 2 are participating in CEP. If the LEA in column 2 is participating in CEP in one or some schools, then the # of schools entered in column 8 should be more than the # of CEP schools entered in column 10.		
047746	Western Reserve	32.23%		X			2	934						
048025	North Fork	30.73%		X			3	1796						
048173	Midview Local SD	37.39%		X			5	2969						
048223	Springfield Local Schools	32.68%		X			5	3449						
048330	Lowellville Local SD	32.85%		X			1	487						
048371	Springfield Local SD	30.46%		X			2	962						
048413	Elgin Local SD	35.37%		X			3	1094						
048652	Switzerland Of Ohio	32.92%		X			11	2357						
048801	Highland Local SD	32.23%		X			3	1716						
048884	West Muskingum	32.38%		X			3	1396						
049189	Crestwood Local SD	30.45%		X			4	1570						
049197	Field Local SD	32.14%		X			4	1954						
049320	Continental Local SD	35.22%		X			2	477						
049445	Lucas Local School District	33.07%		X			1	511						
049460	Plymouth-Shiloh Local SD	32.56%		X			2	694						
049536	Union-Scioto Local SD	33.48%		X			2	2210						
049601	Clay Local SD	34.62%		X			3	956						
049627	Minford Local SD	33.33%		X			2	1356						
049643	Valley Local School District	34.33%		X			3	1104						
049841	Fairless Local SD	32.59%		X			3	1393						
050138	Champion Local SD	30.68%		X			3	1333						
050203	Lordstown Local SD	38.76%		X			2	436						
050211	Maplewood Local SD	31.28%		X			2	665						
050245	LaBae Local SD	38.89%		X			4	1121						
050278	Garaway Local SD	33.02%		X			5	1263						
050336	North Union	36.42%		X			3	1502						
050369	Lincolnview Local SD	31.76%		X			2	995						
050484	Fort Frye	32.61%		X			4	1009						
050575	Northwestern Local SD	35.70%		X			3	1322						
050658	Stryker Local SD	37.38%		X			1	428						
050815	Ashtabula County Joint	35.08%		X			1	476						
050856	Belmont-Harrison Jt Voc SD	37.69%		X			4	459						

