

# IMPLEMENTING EARLY CHILDHOOD

# PBIS at 16 Demonstration Sites



Demo Sites Serving



Average Number of Children Served in Each Program

**31% of children had IEPs**

Data Source: 2021

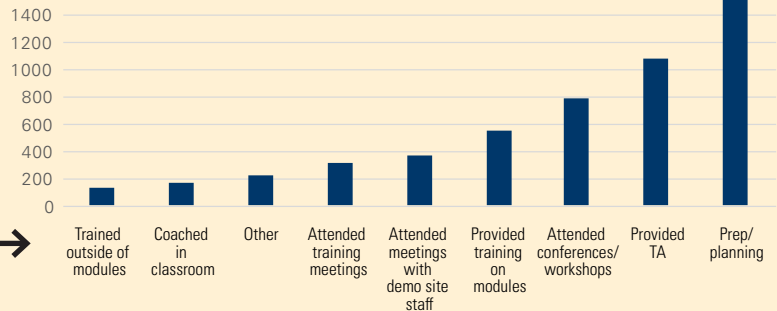
The number of children served in each demo site ranged from 48 to 590 (255 preschool-aged children and 335 kindergarteners). The percentage of children with IEPs ranged from 0% to 62%.



Demo Site Coaches' Hours of Support 2018-2020

## Demo Site Coaches' Support to Demo Sites

Demo site coaches documented their work with demo site staff in virtual logs. The data from these logs were downloaded and analyzed to show what they did and how much time they spent engaged in specific tasks.

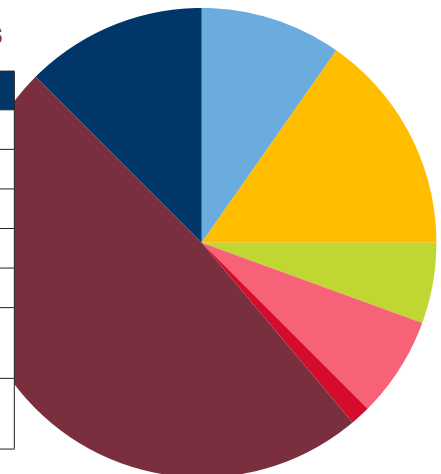


## 2022 Demo Site Survey

OCALI conducted a survey of all demo site leadership team members in fall 2022 to find out more about their demographic characteristics, identify barriers to implementation at demo sites, determine their satisfaction with support from coaches, capacity of the demo site to implement early childhood PBIS, and input about implementation of family engagement strategies. A total of 99 individuals responded across 13 of 16 demo sites.

## Characteristics of Demo Site Tier 1 Team Members

Team Role	Number or % of Total
Tier 1 systems coordinator	7 or 9.59%
School administrator	11 or 15.07%
Family member	4 or 5.48%
Individual with applied behavioral expertise	5 or 6.85%
Individual with coaching expertise	1 or 2.74%
Individual with knowledge of student academic and behavior patterns	35 or 47.95%
Individual with knowledge about the operations of the school across grade levels and programs	9 or 12.33%

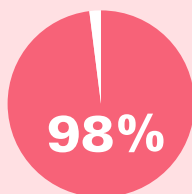


## Demo Site Participants' Satisfaction with Supports Received

	Satisfied or Very Satisfied
To what degree are you satisfied with the different types of support you have received from your demo site coach? <sup>1</sup>	94.25%
To what degree did you learn from the different types of support you have received from your demo site coach?	96.20%
To what degree did your demo site coach help you address barriers or roadblocks to implementing early childhood PBIS Tier 1 strategies in your program?	96.55%
To what degree did your demo site coach help you address barriers or roadblocks to implementing early childhood PBIS Tier 2 strategies in your program? <sup>2</sup>	98.85%

### To what degree did the following types of support you received from the demo site coach impact your ability to implement PBIS in your program?

The demo site coach had a...	Significant Impact
Attended PBIS meetings at the demo site	95.12%
Observed in the classroom and provided feedback	84.15%
Provided useful suggestions related to implementing Tier 1 strategies	97.56%
Shared useful resources related to implementing Tier 1 strategies	95.12%
Provided useful suggestions related to implementing Tier 2 strategies	95.12%
Shared useful resources related to implementing Tier 2 strategies	95.12%



**Survey respondents believed that their demo site had the capacity for success Strongly Agreed or Agreed**