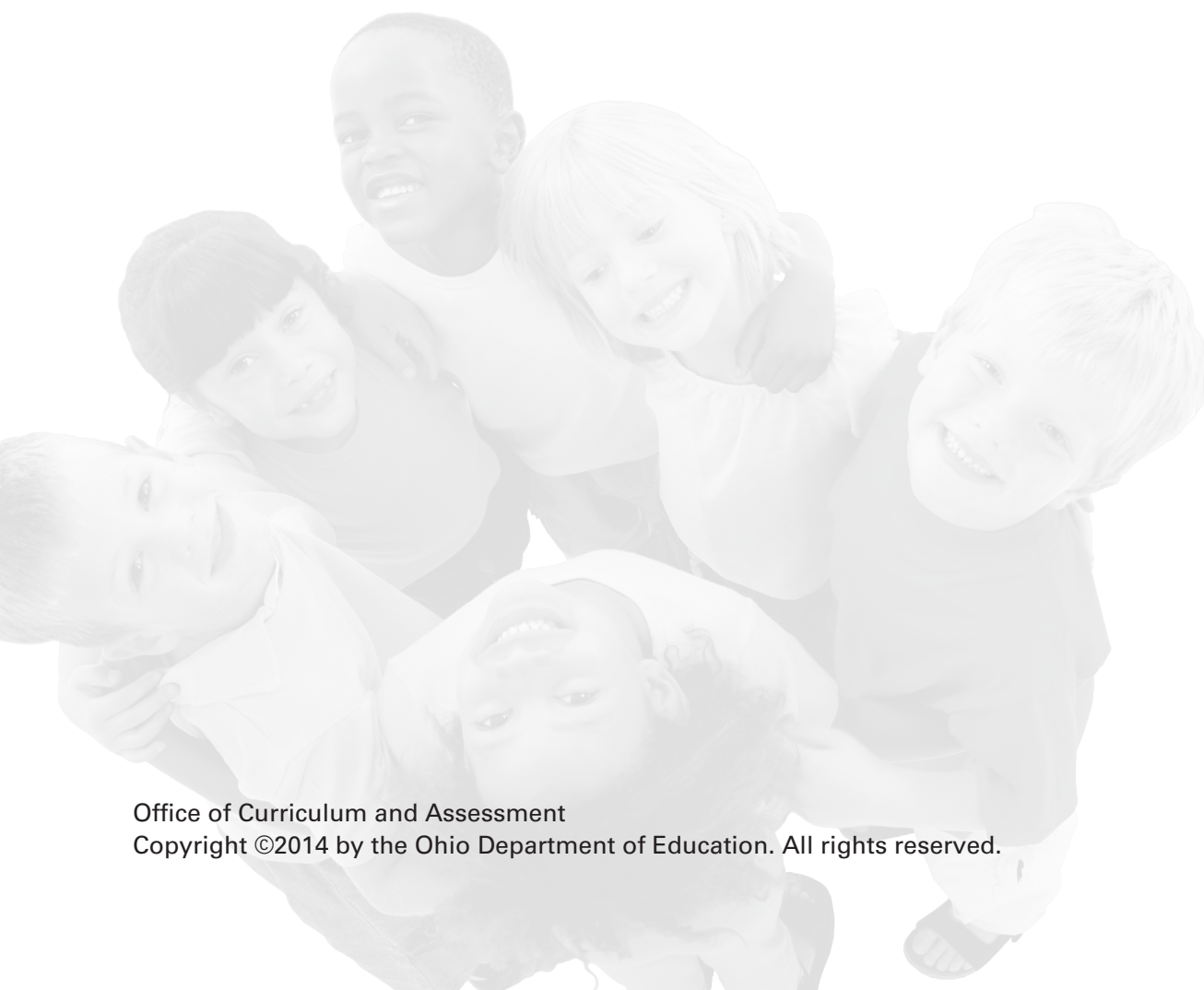


# Ohio's Diagnostic Assessments

# GRADE K READING


## Student Booklet SCREENER




The Ohio Department of Education does not discriminate on the basis of race, color, national origin, sex, religion, age, or disability in employment or the provision of services.

---


# Animals



Look at the cat. It is a pet. It likes fish.




Look at the lion. It is not a pet. It is big.




Look at the dog. It is a pet. It is on a bed.



Look at the fox. It is not a pet. It can run.



Look at the fish. It is a pet. It can swim.



Look at the shark. It is not a pet. It has big fins.






Some animals are pets. Some animals are not pets.




---

1. What can you learn about by reading this text?

A.



B.



C.



---

2. According to the text, where does the fish live?

Circle the correct words.

A. in the water

B. in a cave


C. on a bed

---

3. Here are two animals from the text.



A fox



A lion

---

According to the text, what way are these two animals alike?

- A. They both eat fish.
- B. They both eat meat.
- C. They both are not pets.

---


4. Look at the pets.

Which one was a pet in the text?



A.



B.




C.





---

# Making Pizza

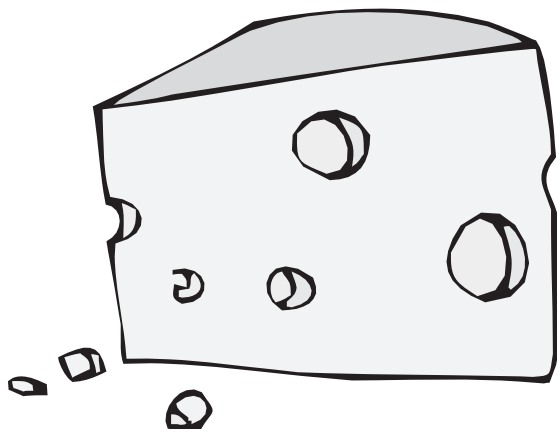


Pizza is the best. I like to make pizza.





I get the sauce. I put it on my pizza.



I get the cheese. I put it on my pizza.




I get the peppers. I put them on my pizza.



My mom cooks the pizza. It is hot!




I get the pizza. Yum!



---

5. What happens at the end of the text?

A.



I put peppers on the pizza.

B.



I eat the pizza.

C.



Mom cooks the pizza.

---

6. What is this text mostly about?

A. eating pizza


B. making pizza

C. cooking pizza

---


7. What is on the pizza?

A.




**Tomatoes, peppers and ham**

B.



**Sauce, cheese and peppers**

C.

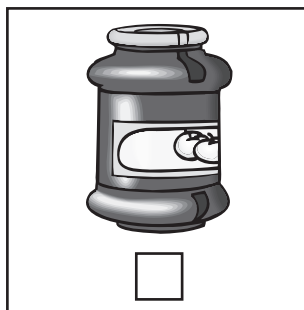



**Jam, butter and mushrooms**



---

8. Look at the pictures.



Put a number 1 in the box that shows what happened first in the text.


Put a number 2 in the box that shows what happened second in the text.

Put a number 3 in the box that shows what happened third in the text.



---


# Jobs



People have many jobs.



This is a teacher. He helps children learn to read.





This is a doctor. She takes care of people.




This is a police officer. He keeps people safe.



This is a farmer. She grows food that we can eat.



These people work hard. They do a good job.




---

9. What is one job you read about in the story?


A.



B.



C.







---

10. What is this text mainly about?


A.



B.



C.



---

11. Which job from the story keeps people safe?

A.



B.



C.



12. Which person from the story helps us get food?

A.



B.



C.



